

Amita Raval

Penn State University

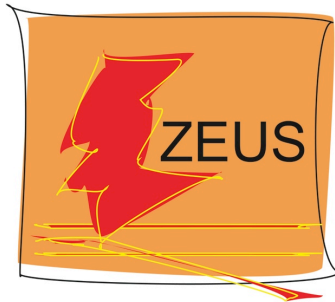
ZEUS / DESY

ICHEP 2008

Philadelphia

August 1<sup>st</sup>, 2008

---



Search for Contact Interactions at HERA

on behalf of the ZEUS and H1 collaborations

# Outline

---

- Introduction

HERA operation

- Neutral Current deep inelastic  $e^\pm p$  scattering

Possible contact interaction contribution

- Results

Quark form factor

Compositeness models

Heavy leptoquarks

Large extra dimensions

- Summary


---

# HERA operation

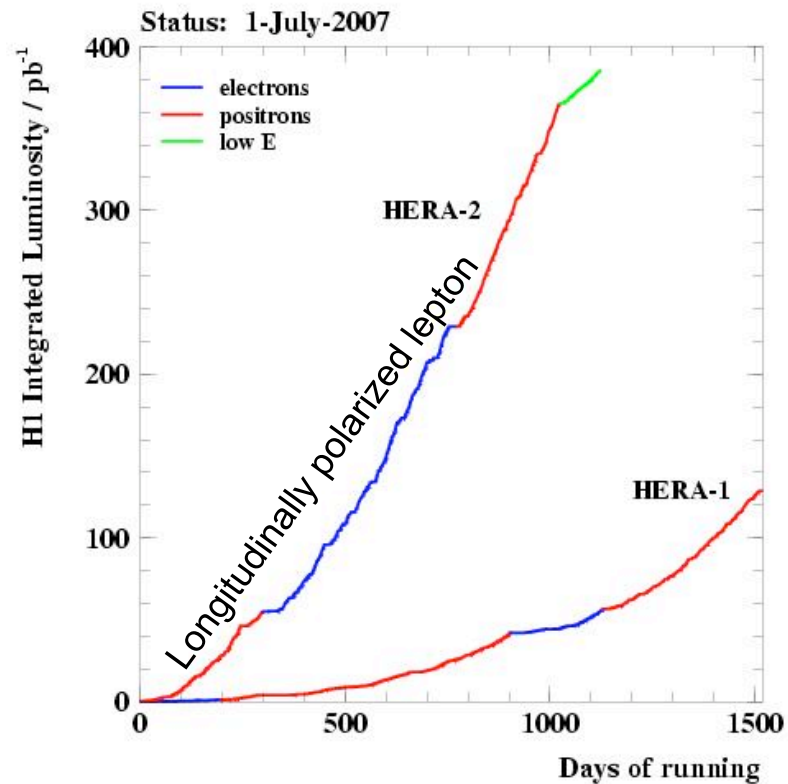


HERA: electron(positron)-proton collider at DESY, Hamburg  
delivered luminosity between 1992 and 2007

# HERA operation

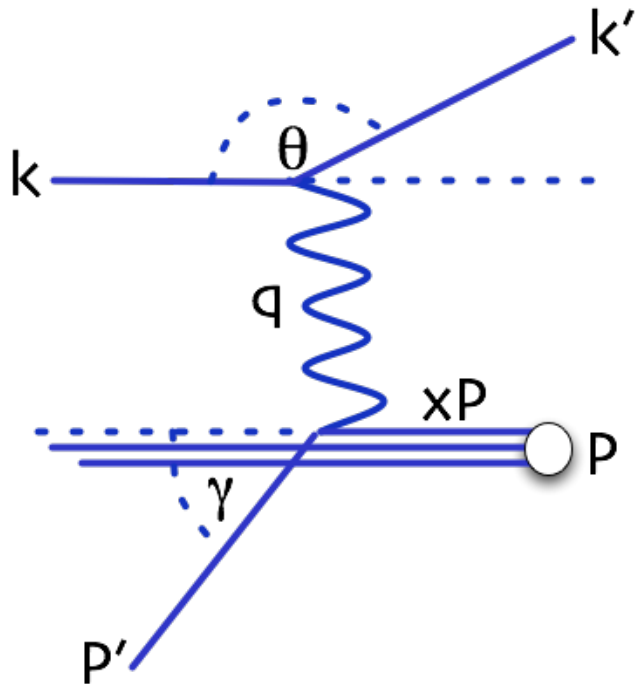


$$\sqrt{s} = 300/318 \text{ GeV}$$



- average (lumi weighted) polarization achieved: 30 - 40%
- $\sim 20 \text{ pb}^{-1}$  from low & medium energy running: not considered
- $\sim 0.5 \text{ fb}^{-1}$  collected per experiment!

# Deep inelastic $e^\pm p$ scattering



Two deep inelastic scattering processes:

- Neutral current: exchange of  $\gamma$  or  $Z^0$
- Charged current: exchange of  $W^\pm$

$$Q^2 = -q^2 = -(k - k')^2$$

$$x = \frac{Q^2}{2p \cdot q}$$

$$y = \frac{p \cdot q}{p \cdot k}$$

$$s = (p + k)^2$$

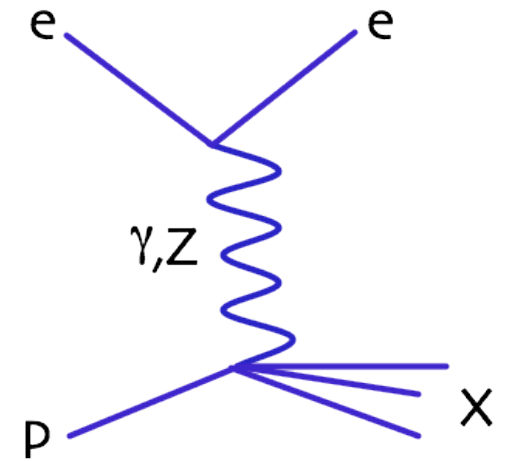
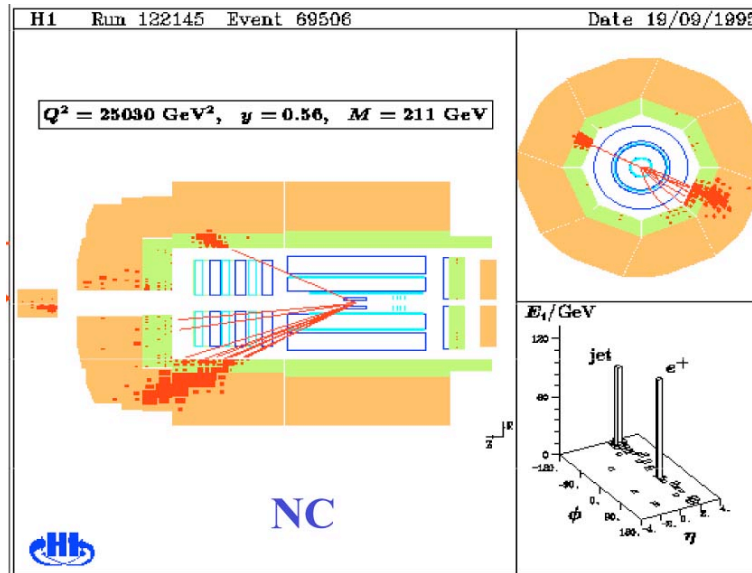
$$Q^2 = x \cdot y \cdot s$$

$Q^2$  is the probing power  
 $x$  is the Bjorken scaling variable  
 $y$  is the inelasticity

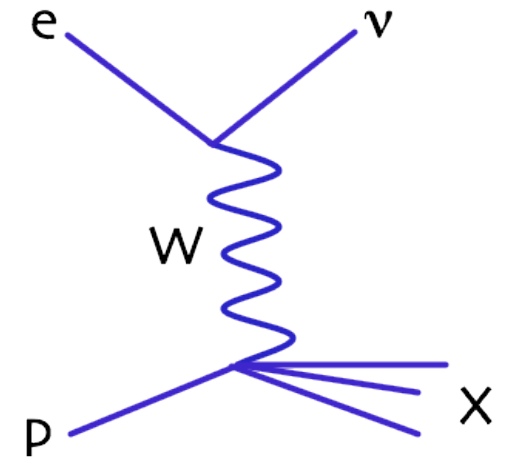
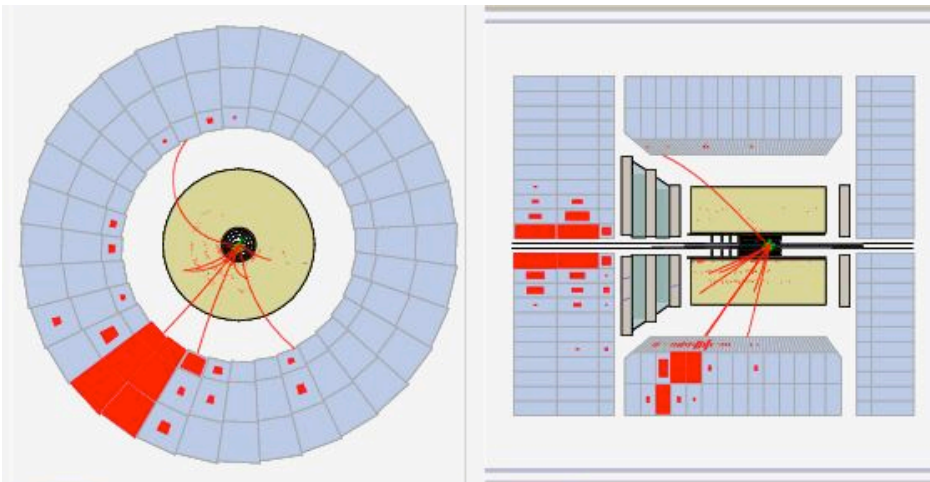


# Deep inelastic $e^\pm p$ scattering

## NC DIS



## CC DIS



# Deep inelastic $e^\pm p$ scattering

Neutral Current DIS at highest  $Q^2$ :  
 $Z^0$  contribution significant

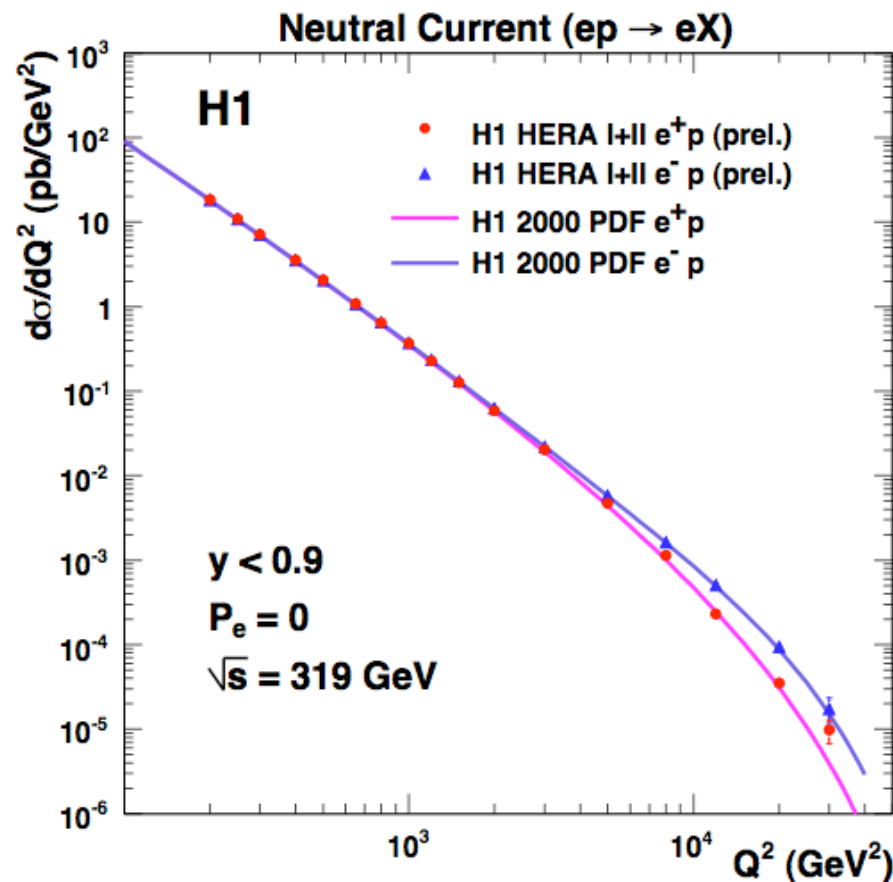
Data well described by SM over  
many orders of magnitude  
→ testing ground for SM and QCD

Existence of new physics or  
deviations from SM at highest  $Q^2$   
→ Contact Interactions

Data samples considered:

ZEUS:  $Q^2 > 1000 \text{ GeV}^2$

H1:  $Q^2 > 200 \text{ GeV}^2$



# Quark form factor

---

How would the SM cross section be modified if quarks had a finite size? It is expected to decrease at high-momentum transfer:

$$\frac{d\sigma}{dQ^2} = \frac{d\sigma^{SM}}{dQ^2} \cdot \left(1 - \frac{R_q^2}{6} Q^2\right)^2$$

Where:

- $R_q$  is the RMS radius of the EW charge distribution of the quark
- electron assumed to be point-like

Can search for possible fermion (sub)structure or quark radius...



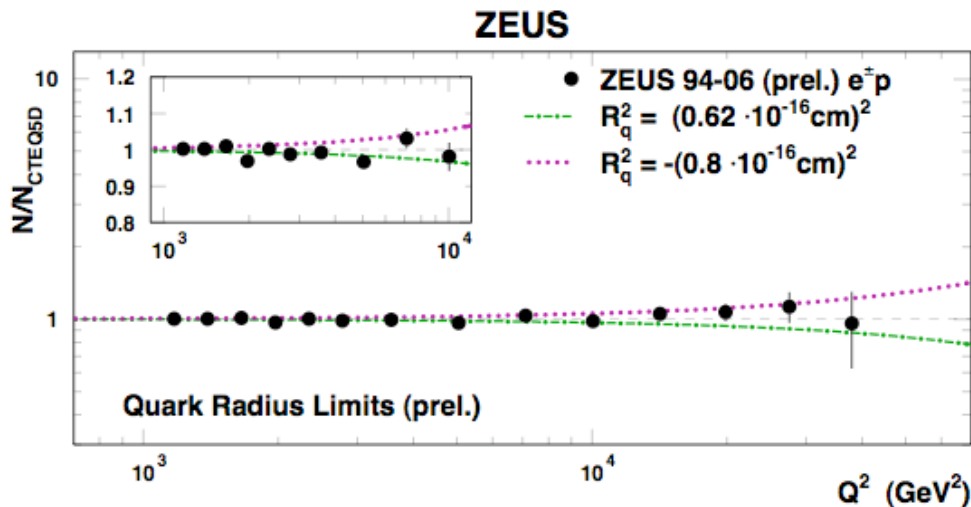
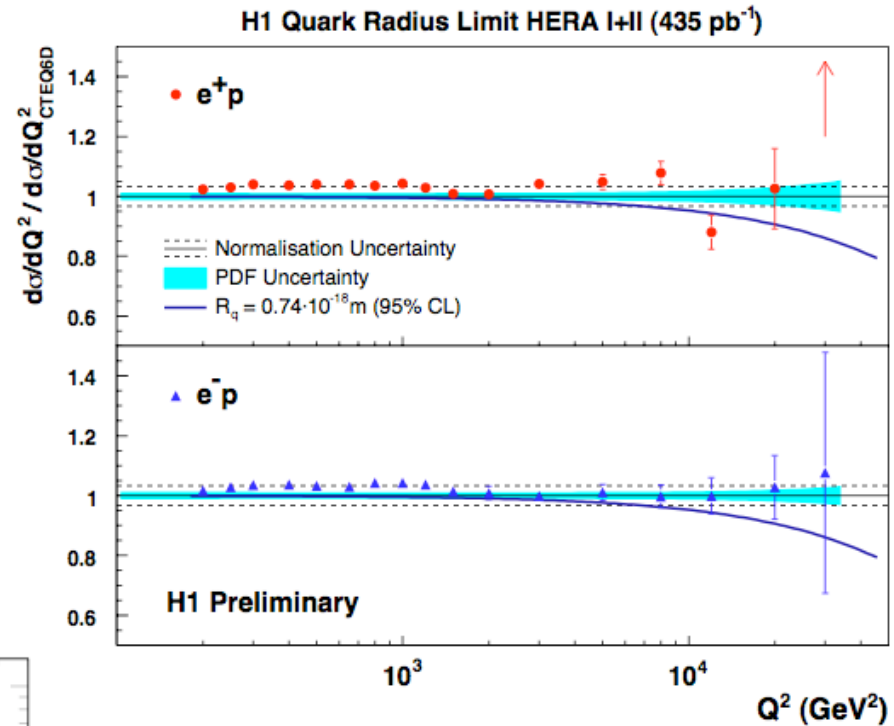
# Quark form factor: results

H1 94-07 data  $\longrightarrow$

$$R_q < 0.74 \times 10^{-16} \text{ cm at 95\% CL}$$

ZEUS 94-06 data

$$R_q < 0.62 \times 10^{-16} \text{ cm at 95\% CL}$$

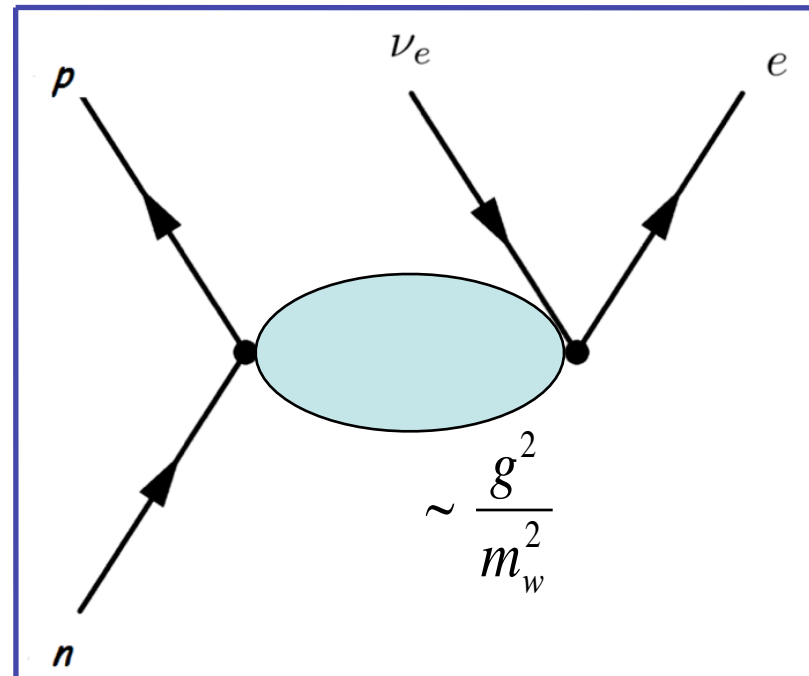


NB:  $10^{-16} \text{ cm} = 10^{-3} \text{ fm}$   
we are probing down  
to 1/1000 proton radius!

# Intermezzo...

Contact interactions in the past have been an effective way to characterize interactions we didn't fully understand...

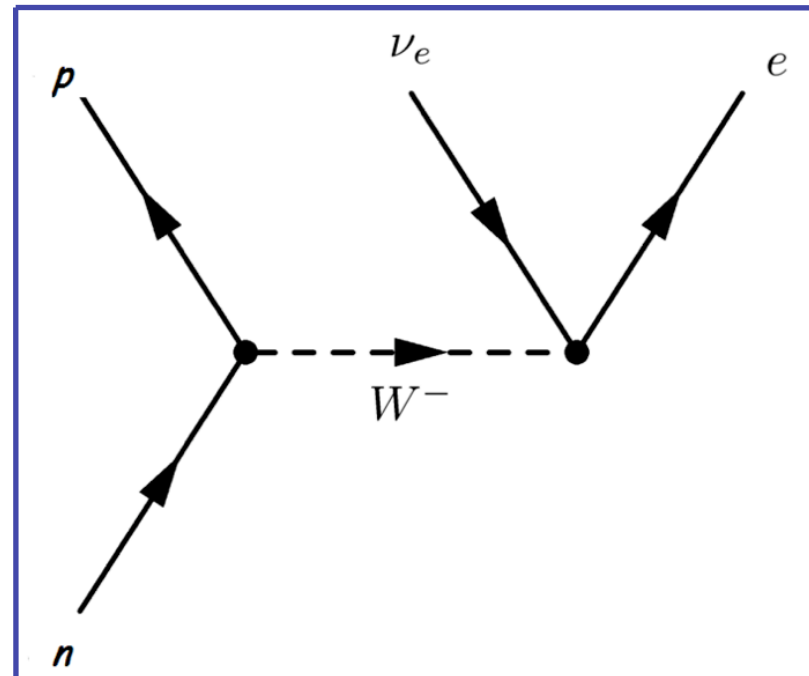
Before the form of the weak interaction was known, it was understood through this CI-type diagram as an 'effective four-fermion interaction with the Fermi constant'... (PDG)



# Intermezzo...

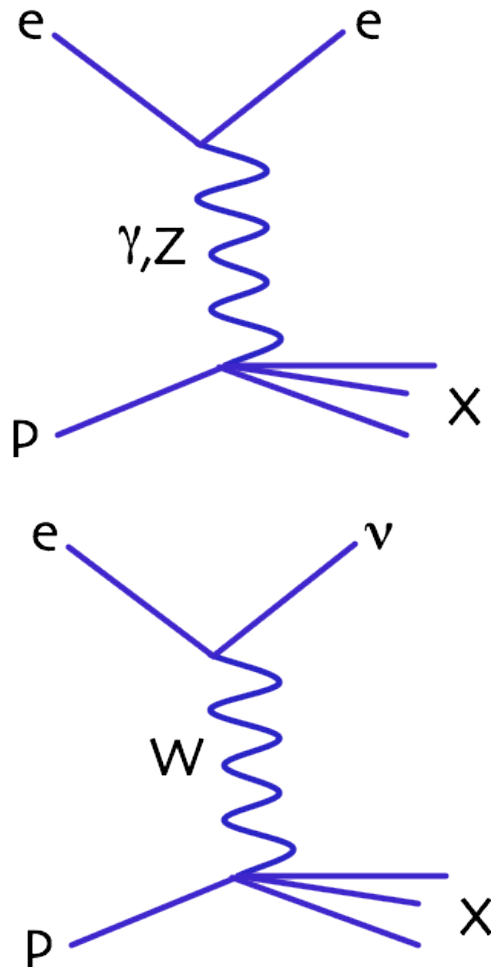
... but now we know what that form is!

We can play the same game today to search for new physics or deviations from the Standard Model (or set limits)...

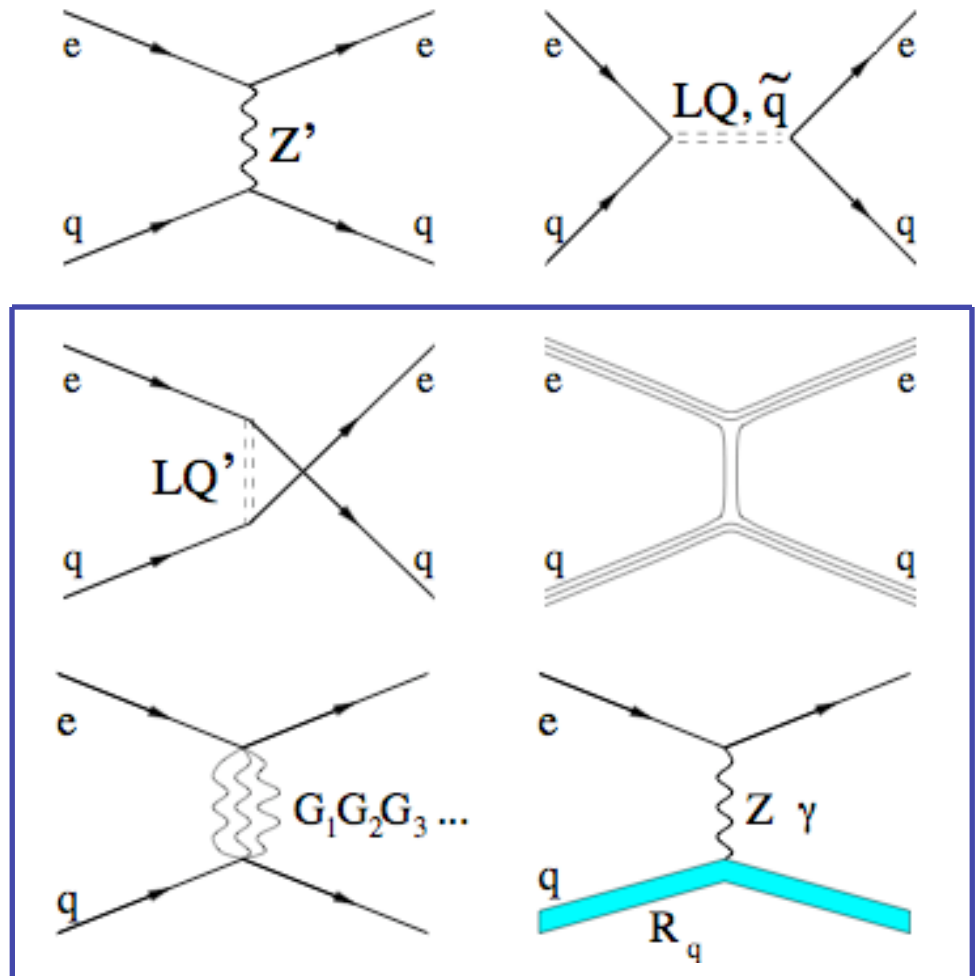


# Deep inelastic $e^\pm p$ scattering

## NC DIS

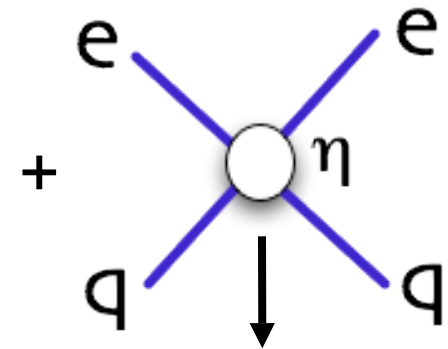
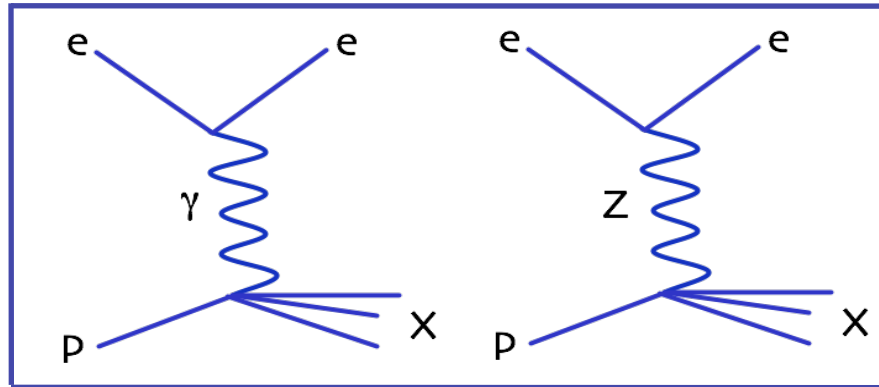


## Possible new physics in NC DIS



# Deep inelastic $e^\pm p$ scattering

Contact interactions modify tree level  $eq \rightarrow eq$  scattering amplitudes  $M_{\alpha\beta}^{eq}$  :



$$M_{\alpha\beta}^{eq}(Q^2) = \underbrace{\frac{e^2 e_q}{Q^2}}_{\gamma} - \underbrace{\frac{e^2}{\sin^2 \theta_W \cdot \cos^2 \theta_W}}_{Z^0} \cdot \frac{g_\alpha^e g_\beta^q}{Q^2 + m_Z^2} + \underbrace{\eta_{\alpha\beta}^{eq}}_{?}$$

Where  $\eta$  is the effective parameterization for  $\sqrt{s} \ll \text{process scale } \Lambda$

$$L_{CI} = \sum_{\substack{\alpha, \beta = L, R \\ q = u, d}} \eta_{\alpha\beta}^{eq} \cdot (\bar{e}_\alpha \gamma^\mu e_\alpha) (\bar{q}_\beta \gamma_\mu q_\beta)$$

# General (Compositeness) models

Couplings  $\eta_{\alpha\beta}^{eq}$  are related to “new physics” mass scale  $\Lambda$  by:

$$\eta = \frac{\varepsilon \cdot g_{CI}^2}{\Lambda^2} = \pm \frac{4\pi}{\Lambda^2}$$

where  $g_{CI}^2 = 4\pi$  is the coupling strength of new interactions and  $\varepsilon = \pm 1$ .

Different models assume different helicity structure of new interactions, given by set of couplings  $\eta_{\alpha\beta}^{eq}$  (4 for every q flavor)

## Models conserving parity:

Model	$\eta_{LL}^{ed}$	$\eta_{LR}^{ed}$	$\eta_{RL}^{ed}$	$\eta_{RR}^{ed}$	$\eta_{LL}^{eu}$	$\eta_{LR}^{eu}$	$\eta_{RL}^{eu}$	$\eta_{RR}^{eu}$
VV	$+\eta$	$+\eta$	$+\eta$	$+\eta$	$+\eta$	$+\eta$	$+\eta$	$+\eta$
AA	$+\eta$	$-\eta$	$-\eta$	$+\eta$	$+\eta$	$-\eta$	$-\eta$	$+\eta$
VA	$+\eta$	$-\eta$	$+\eta$	$-\eta$	$+\eta$	$-\eta$	$+\eta$	$-\eta$
X1	$+\eta$	$-\eta$			$+\eta$	$-\eta$		
X2	$+\eta$		$+\eta$		$+\eta$		$+\eta$	
X3	$+\eta$			$+\eta$	$+\eta$			$+\eta$
X4		$+\eta$	$+\eta$			$+\eta$	$+\eta$	
X5		$+\eta$		$+\eta$		$+\eta$		$+\eta$
X6			$+\eta$	$-\eta$			$+\eta$	$-\eta$
U1					$+\eta$	$-\eta$		
U2					$+\eta$		$+\eta$	
U3					$+\eta$			$+\eta$
U4						$+\eta$	$+\eta$	
U5						$+\eta$		$+\eta$
U6							$+\eta$	$-\eta$

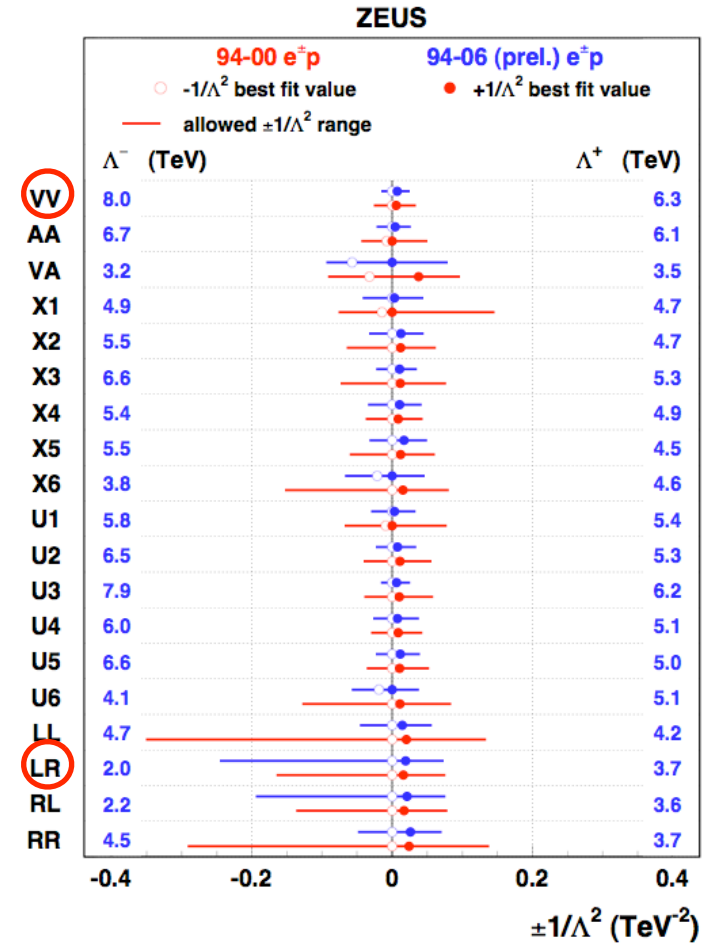
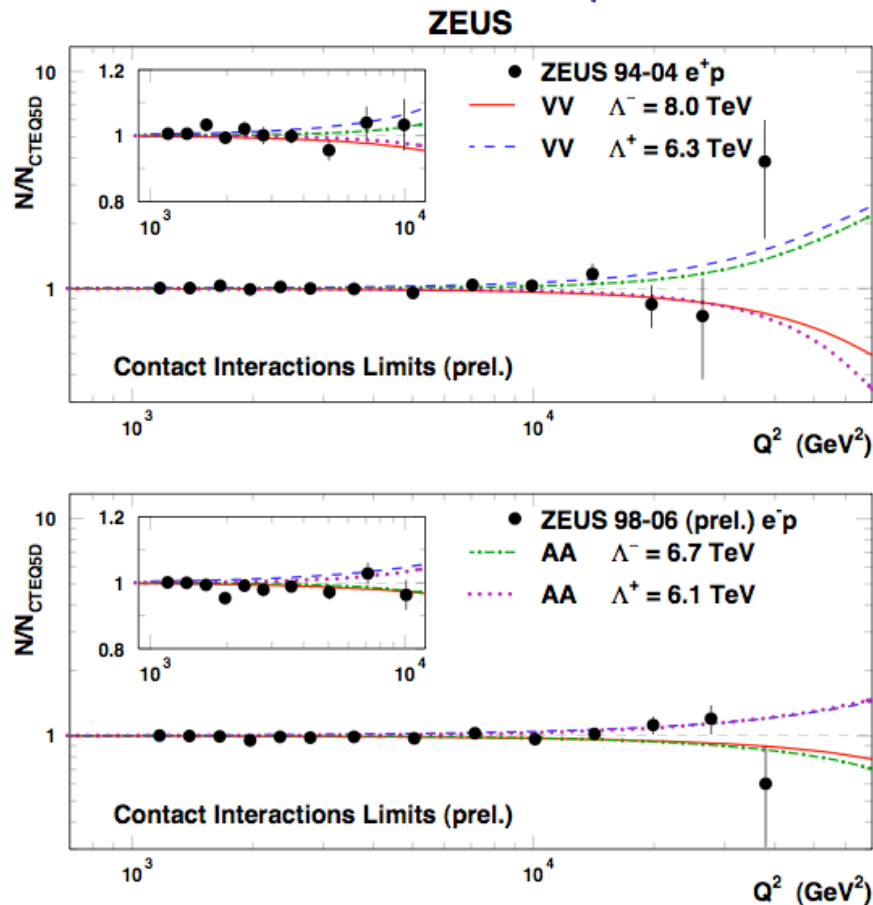
## Models violating parity:

LL	$+\eta$				$+\eta$			
LR		$+\eta$				$+\eta$		
RL			$+\eta$				$+\eta$	
RR				$+\eta$				$+\eta$



# General (Compositeness) models: results

Fit to NC DIS data yields limits on  $\Lambda$ .



ZEUS (94-06 data):  $\Lambda = 2.0 - 8.0$  TeV at 95% CL

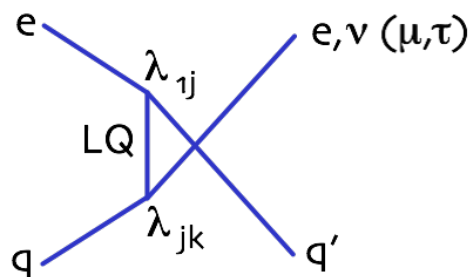
H1 (HERA I):  $\Lambda = 1.6 - 5.5$  TeV at 95% CL

→ comparable to  
LEP & Tevatron

# Heavy leptoquarks

For high mass leptoquarks

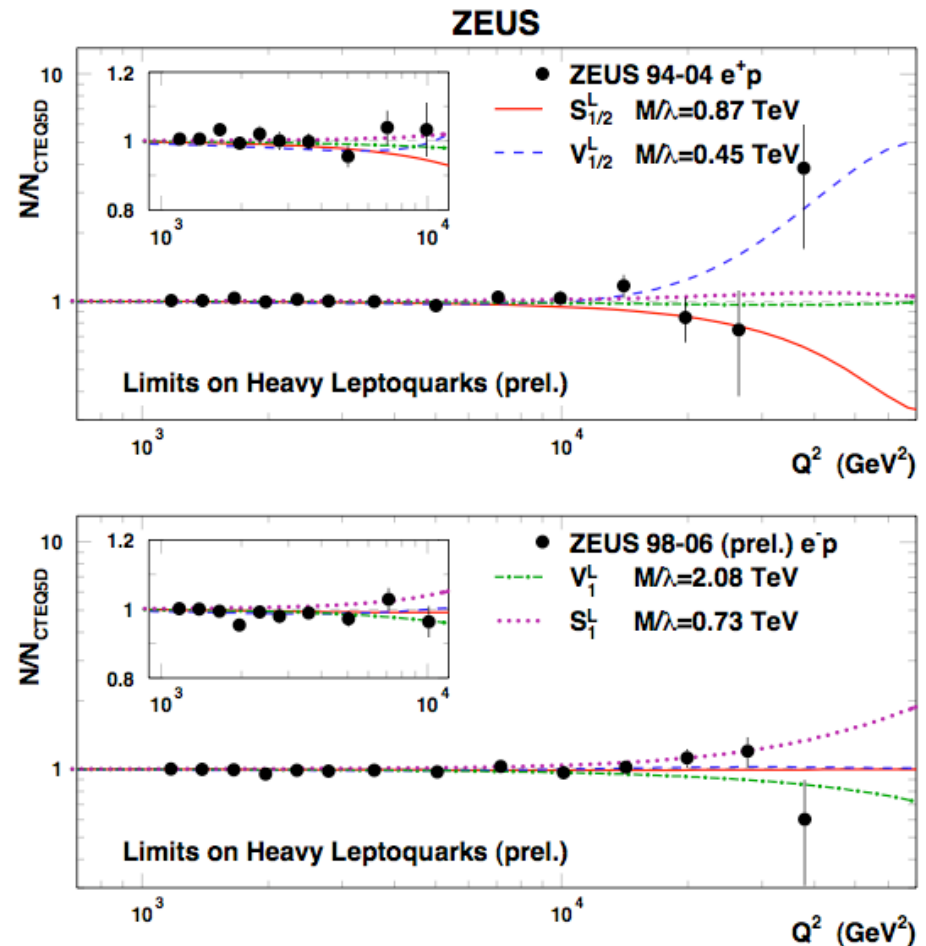
$$M_{LQ} \gg \sqrt{s}$$



virtual LQ production/exchange results in an effective contact interaction type coupling:

$$\eta_{CI} \sim \left( \frac{\lambda}{M} \right)^2$$

where  $\lambda$  is the leptoquark Yukawa coupling



ZEUS 94-06 data

$$M_{LQ}/\lambda_{LQ} > 0.29 - 2.08 \text{ TeV at 95\% CL}$$

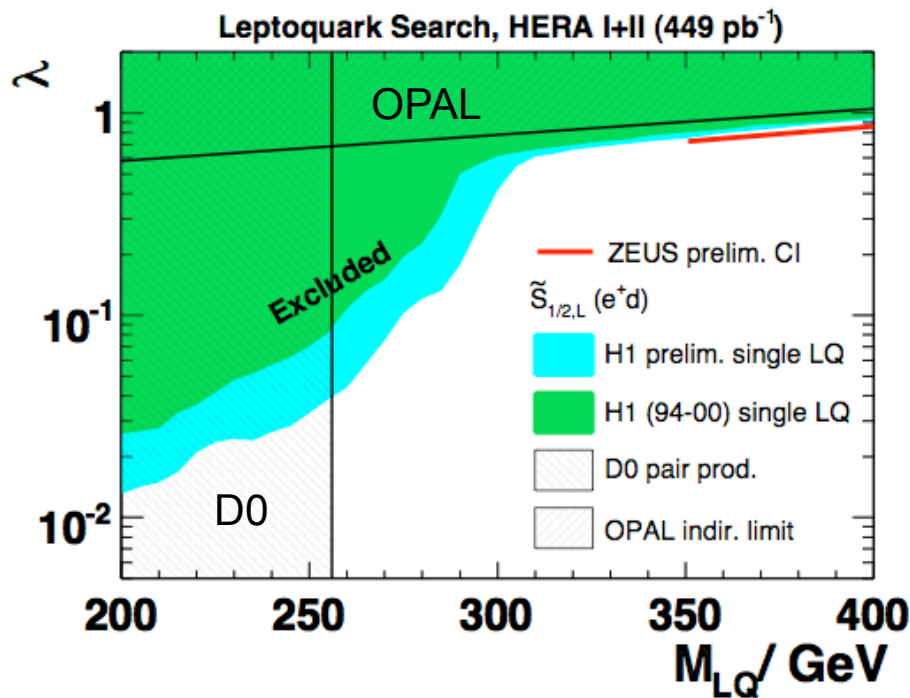
# Heavy leptoquarks: comparison

Comparison of ZEUS limits from CI analysis with:

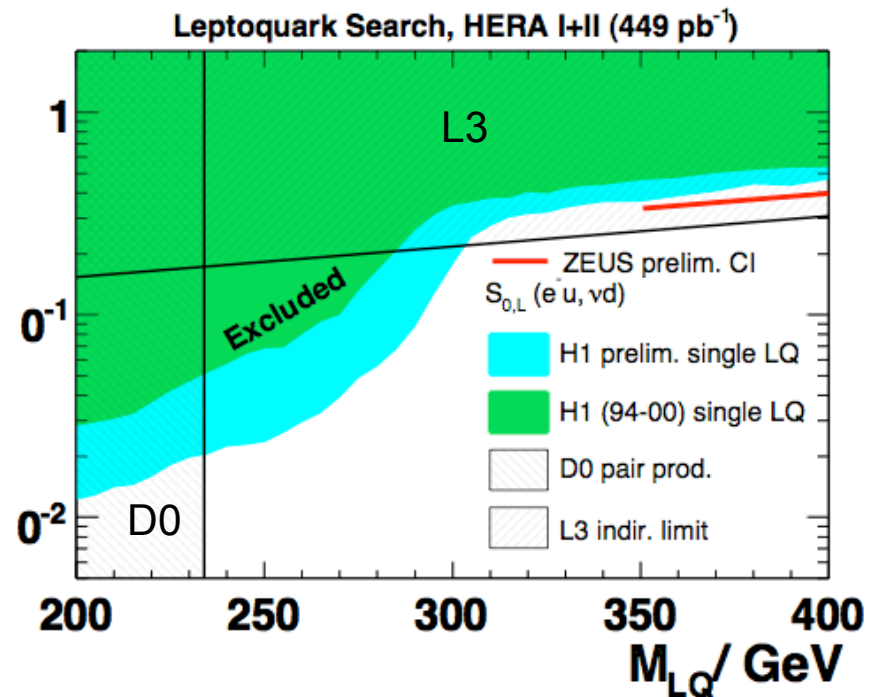
- H1 limits from LQ analysis (resonant production)
- D0 (pair production); OPAL & L3 (indirect limit)

Fermion number  $F = 3B + L$

$F = 0$



$F = 2$



HERA limits competitive with LEP and Tevatron limits

# Large extra dimensions

In one model which predicts **large extra dimensions** (Arkani-Hamed-Dimopolous-Dvali) , contributions from graviton exchange can contribute to the NC DIS cross section.

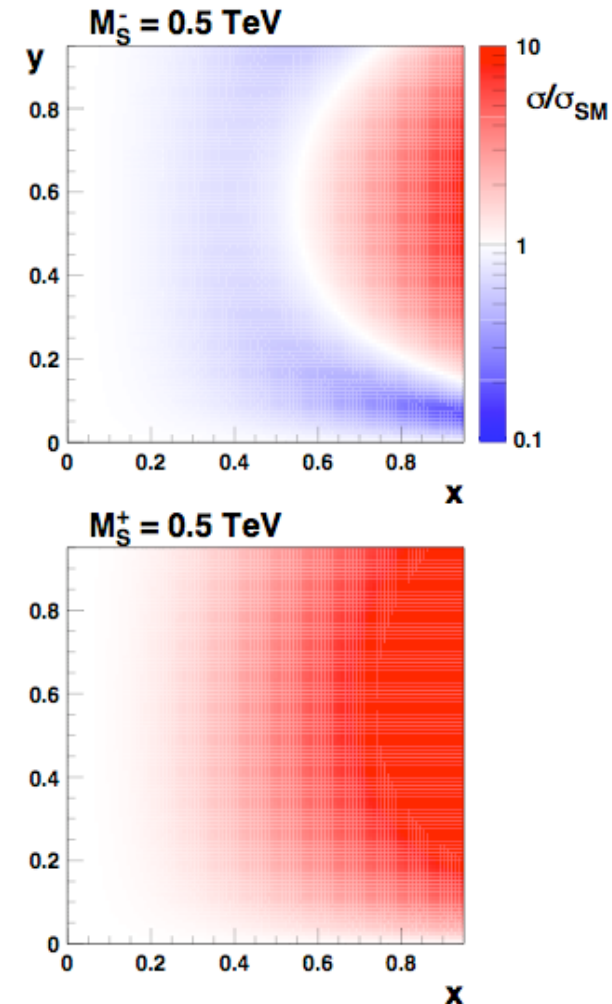
If gravity propagates in  $4 + \delta D$ , effective mass scale  $M_S$  can be as low as 1 TeV  $\rightarrow$  **gravity becomes comparable in strength to EW interactions.**

Describe by effective contact interaction type parameterization:

$$\eta_G = \frac{\pm \lambda \cdot \varepsilon^2}{M_S^4}$$

where  $\lambda$  is the coupling strength and  $\varepsilon$  is related to energy scales of hard interaction

## HERA kinematic plane



# Large extra dimensions: results

Fit to NC DIS data  
yields limits on  $M_S$  ...

ZEUS (94-06 data):

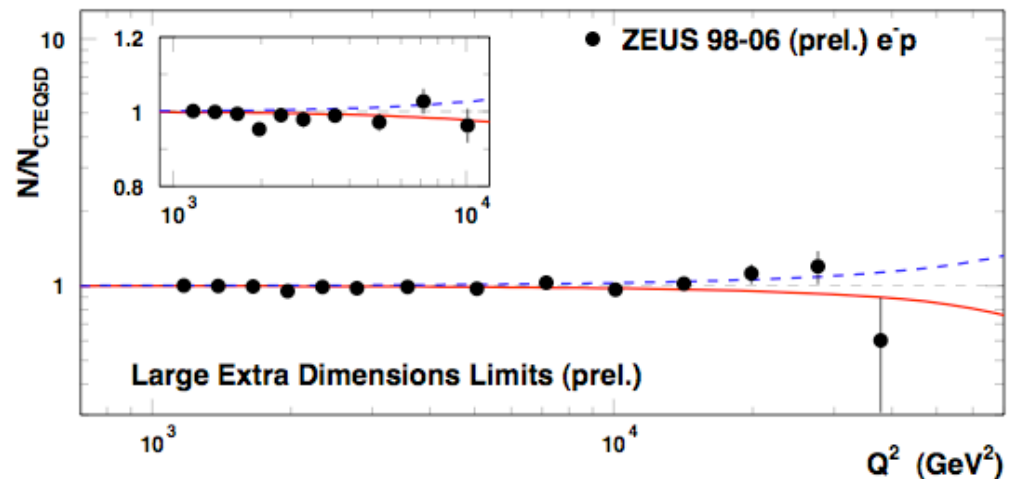
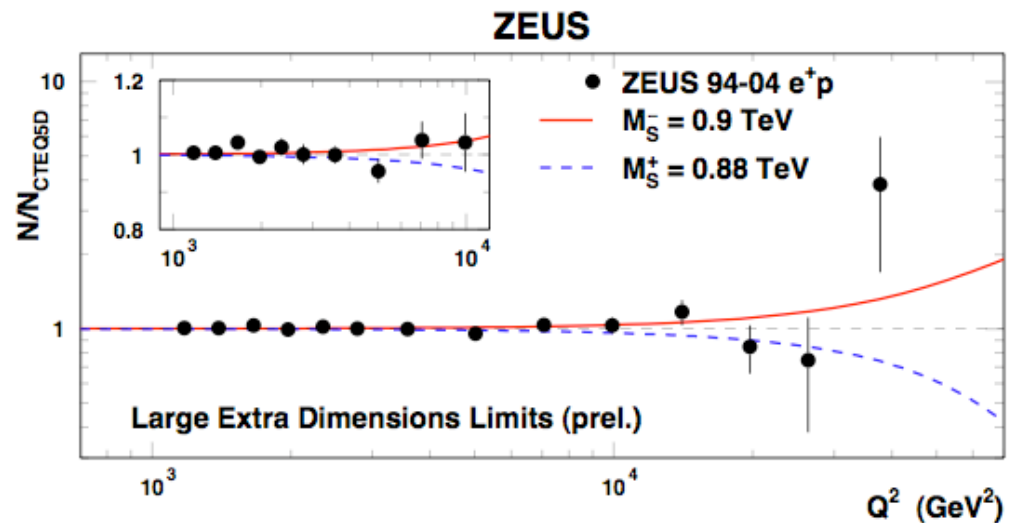
$M_S^- > 0.90$  TeV at 95% CL

$M_S^+ > 0.88$  TeV at 95% CL

H1 (HERA I data):

$M_S^- > 0.78$  TeV at 95% CL

$M_S^+ > 0.82$  TeV at 95% CL



# Summary

---

HERA II: high luminosity + polarization

→ new window for precise EW studies

NC DIS at high  $Q^2$  in very good agreement with SM

Limits on deviations from the SM set in different models:

- Quark radius
- General contact interaction models
- Heavy leptoquarks
- Large Extra Dimensions

HERA running finished, but the large data samples collected with polarized lepton beams are still being analyzed.



# End of an (H)ERA



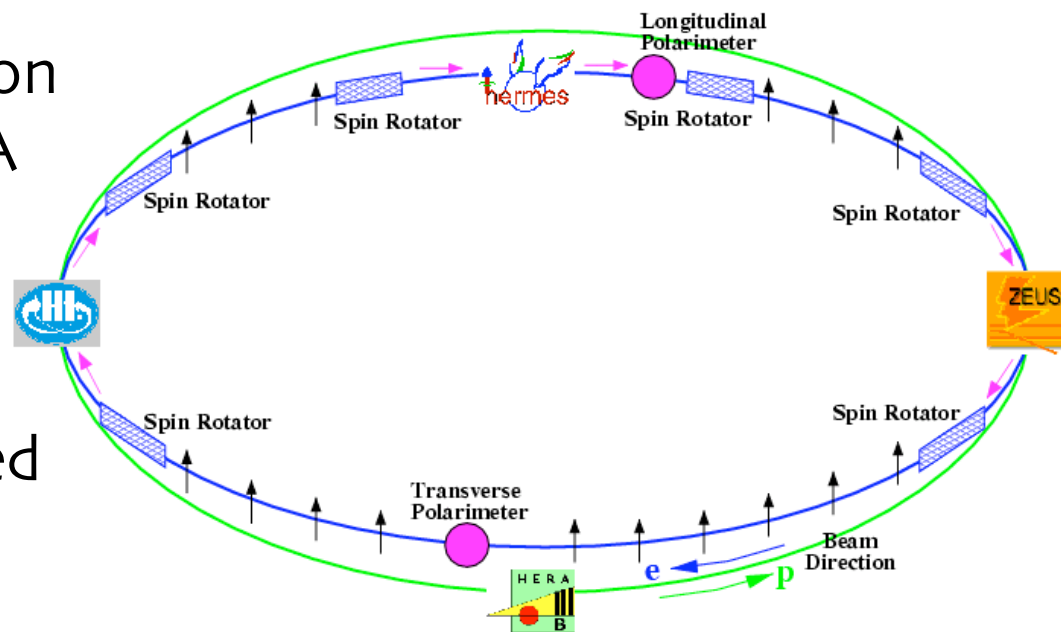
ZEUS HALL on midnight June 30, 07 (--> July 1st, 6 A.M.)

# HERA operation

HERA II: 2002 - 2007

Via emission of synchrotron radiation, e beam at HERA becomes transversely polarized

Spin rotators were installed to obtain longitudinal polarization at both IPs



- polarization was measured in dedicated polarimeters
- average (lumi weighted) polarization achieved: 30 - 40%