

Prompt Photons in Photoproduction

- ✓ *Prompt Photons at HERA*
- ✓ *Analysis Strategy*
- ✓ *Preliminary Results*
- ✓ *Summary*

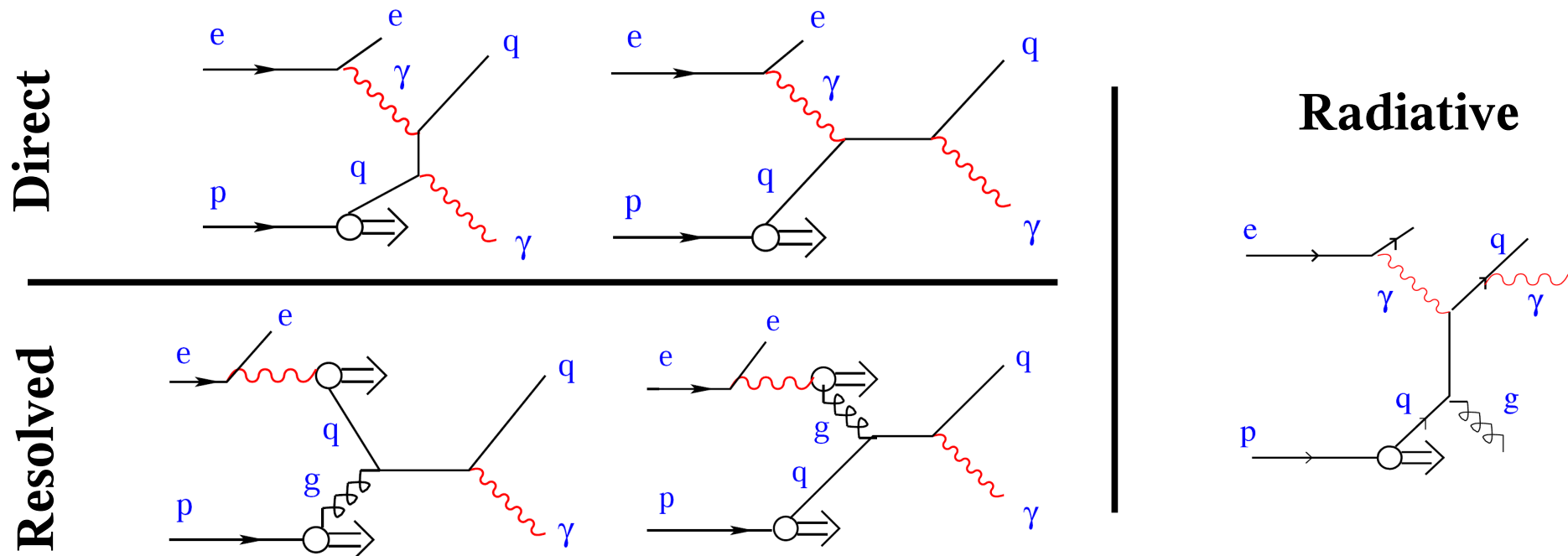


*Krzysztof Nowak, University of Zurich
on behalf of the H1 Collaboration*

Prompt photons at HERA

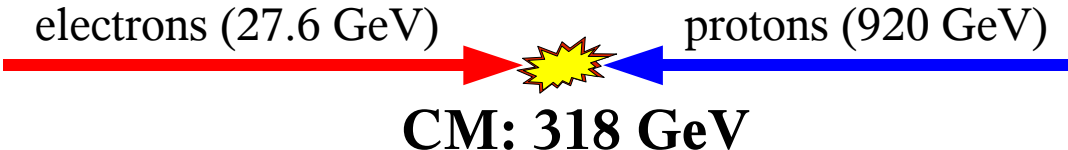
- ✓ Sensitivity to quark and gluon pdfs of photon and proton
- ✓ Generally lower hadronisation correction than for di-jet events
- ✓ Prompt photons as background for Higgs discovery
- ✓ Several calculations available (NLO, k_T -factorization)


LO Feynman diagrams:



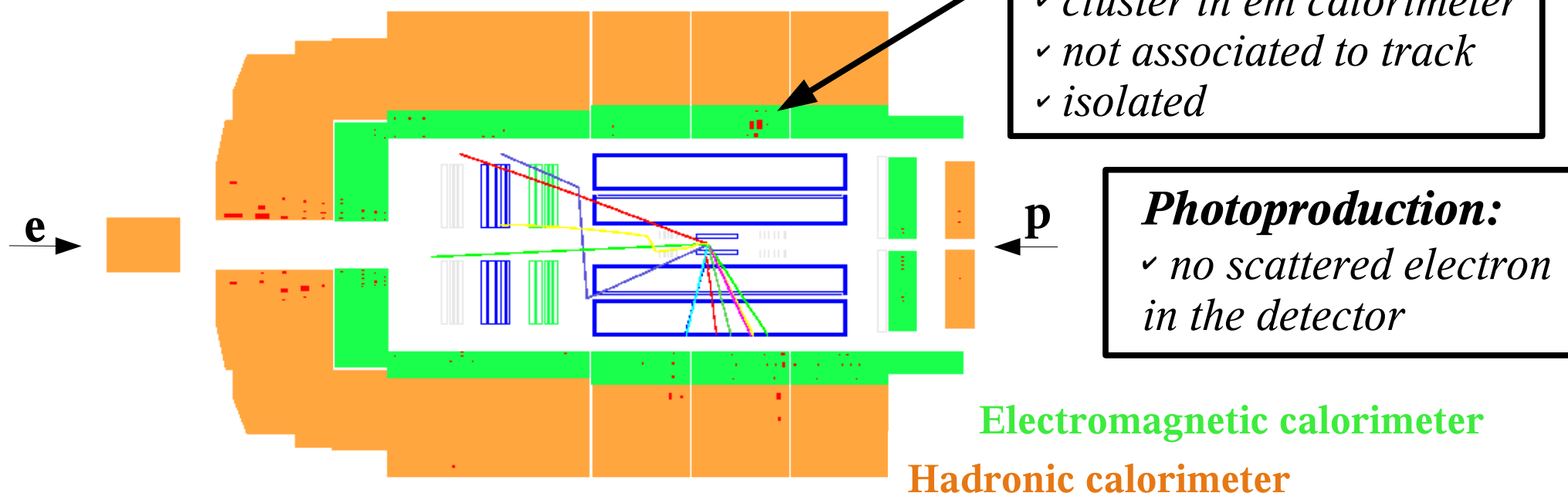
Prompt photon in the H1 detector

✓ *HERA collider:*



electrons (27.6 GeV) →  ← protons (920 GeV)
CM: 318 GeV

✓ *H1 detector*



Using full HERA II data:
 340 pb^{-1}

Phase space definition

✓ Inclusive measurement

- ✓ $Q^2 < 1 \text{ GeV}^2$
- ✓ $0.1 < y < 0.7$
- ✓ $6 \text{ GeV} < E_T^\gamma < 15 \text{ GeV}$
- ✓ $-1.0 < \eta^\gamma < 2.43$
- ✓ $z = E_T^\gamma / E_T^{\gamma \text{ jet}} > 0.9$

✓ Exclusive (photon + jet) measurement

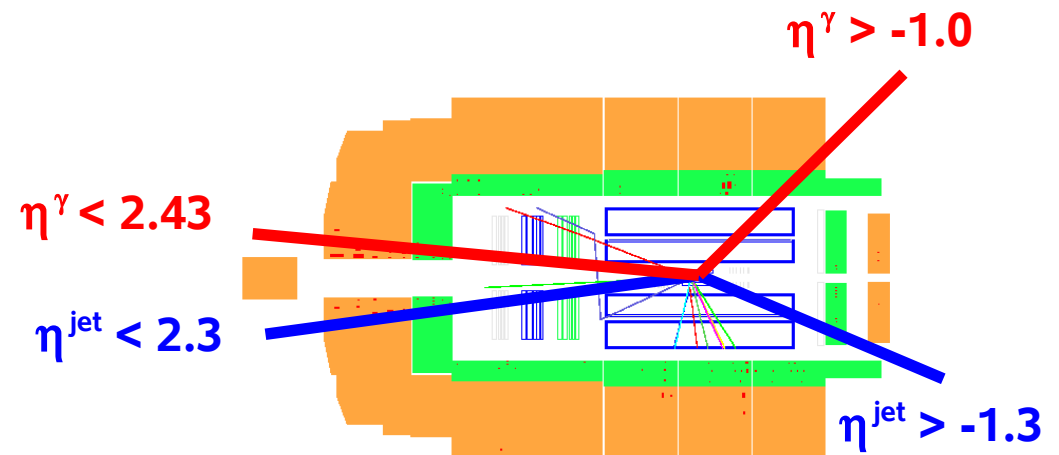
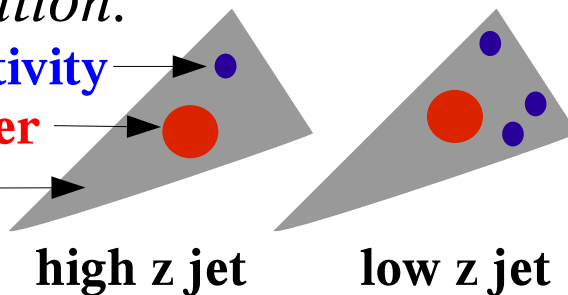
- ✓ Inclusive phase space
- ✓ $p_T^{\text{jet}} > 4.5 \text{ GeV}$
- ✓ $-1.3 < \eta^{\text{jet}} < 2.3$

Isolation definition:

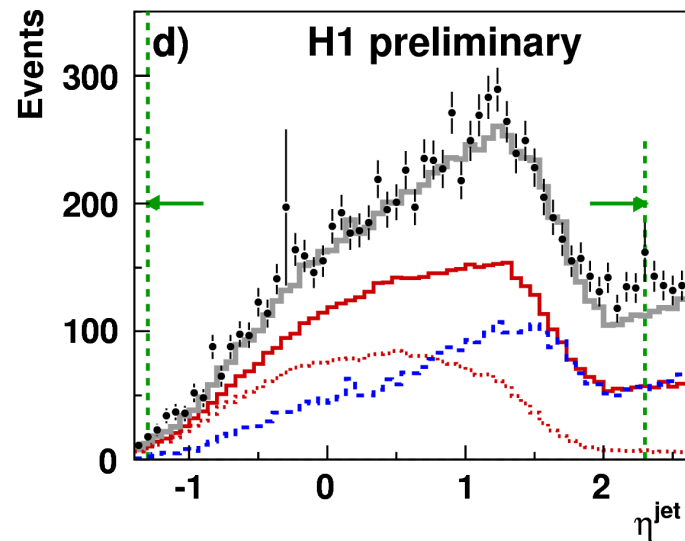
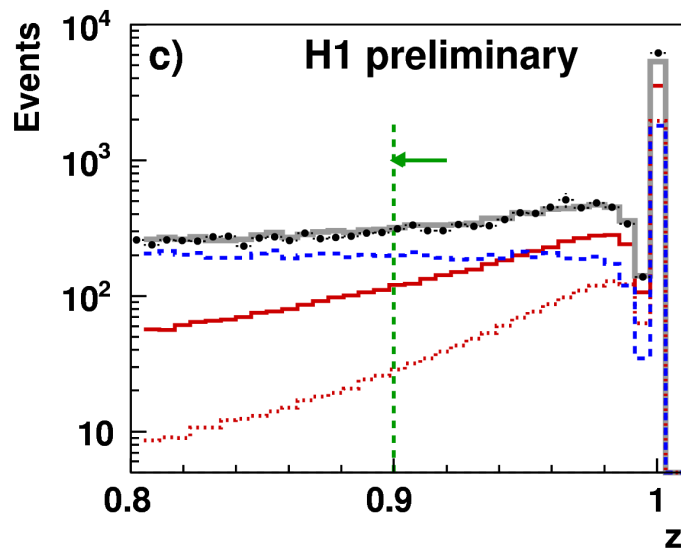
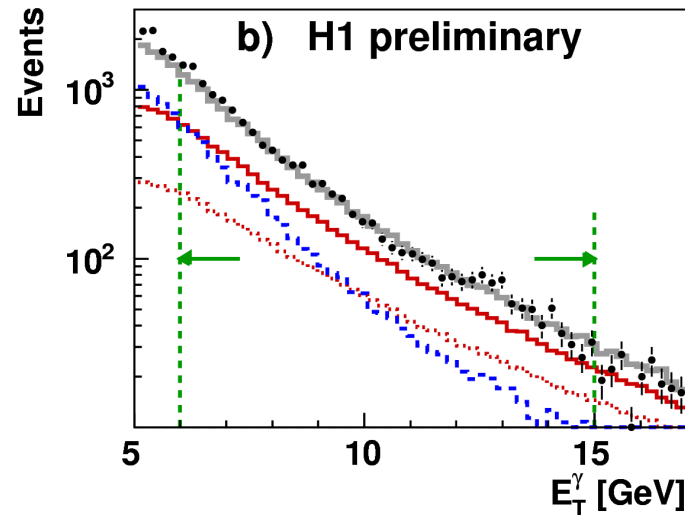
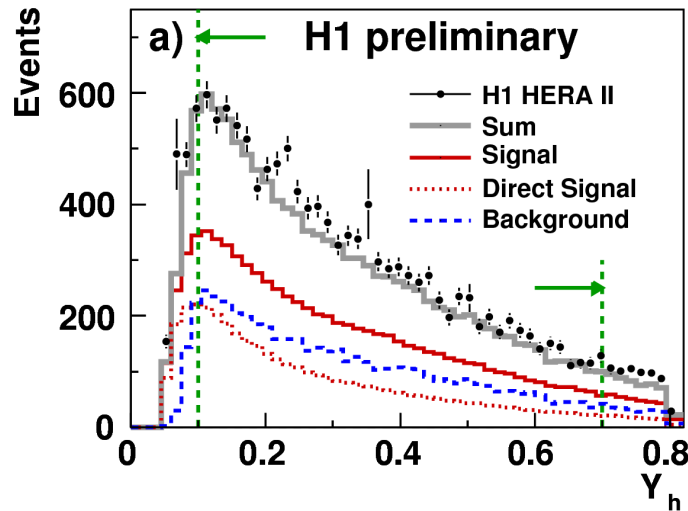
Hadronic activity

Photon cluster

Photon jet



Control plots



- ✓ *PYTHIA MC scaled to the measured cross sections*
- ✓ *Data described by the sum of MC*
- ✓ *Still significant background contamination*

Background from multi-photon clusters

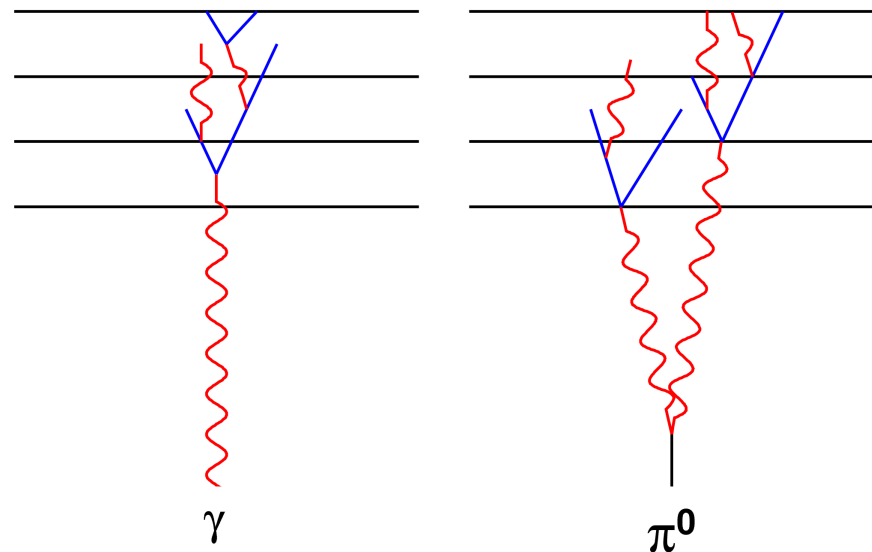
- ✓ *Hadrons decaying into multi-photon final states*

$$\pi^0 \rightarrow \gamma\gamma \quad \eta \rightarrow \gamma\gamma \quad \omega \rightarrow \pi^0 \gamma \rightarrow \gamma\gamma\gamma$$

- ✓ *Cluster shapes used to statistically discriminate between signal and background*

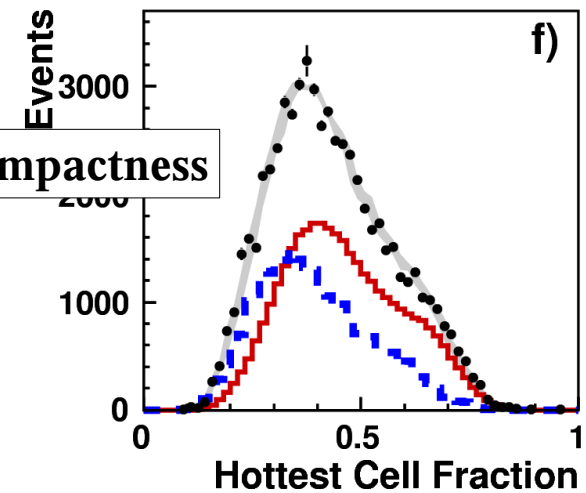
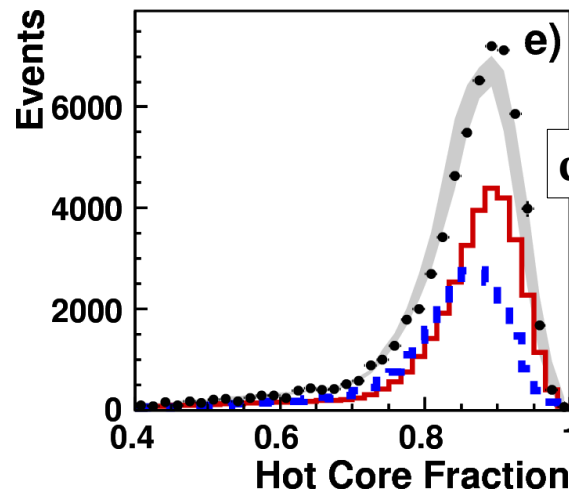
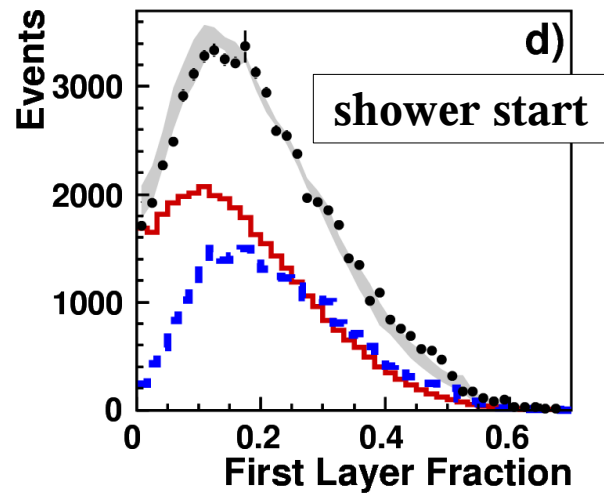
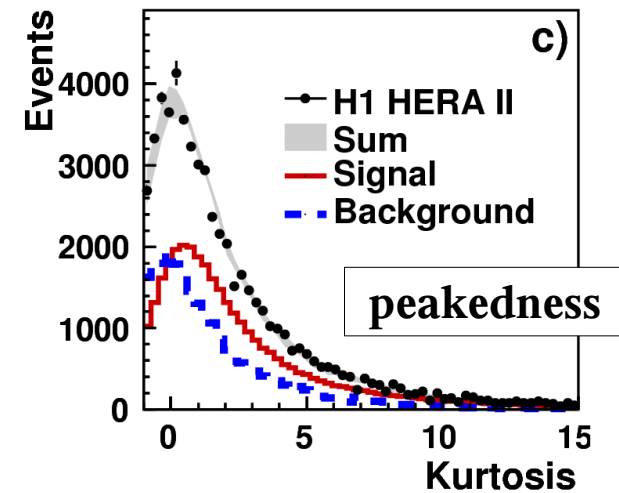
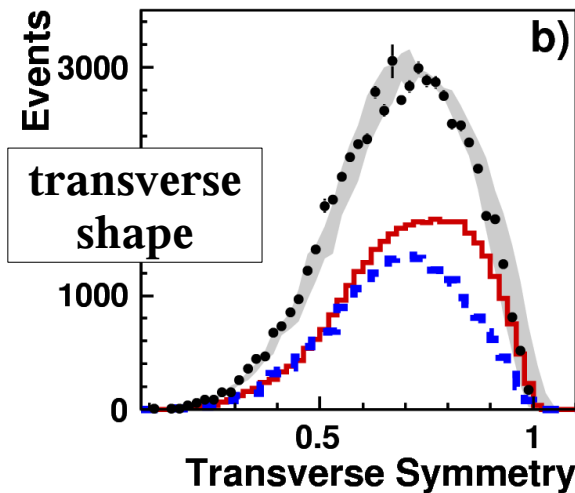
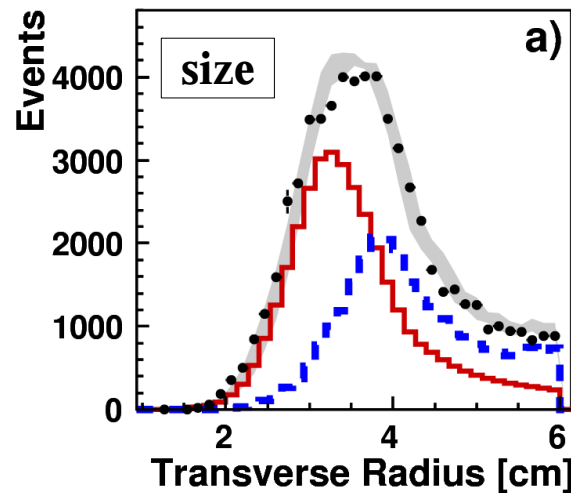
- ✓ *Multi-photon clusters*

- *less compact*
- *more asymmetric*
- *showering earlier*



Variables used in multivariate analysis

H1 preliminary



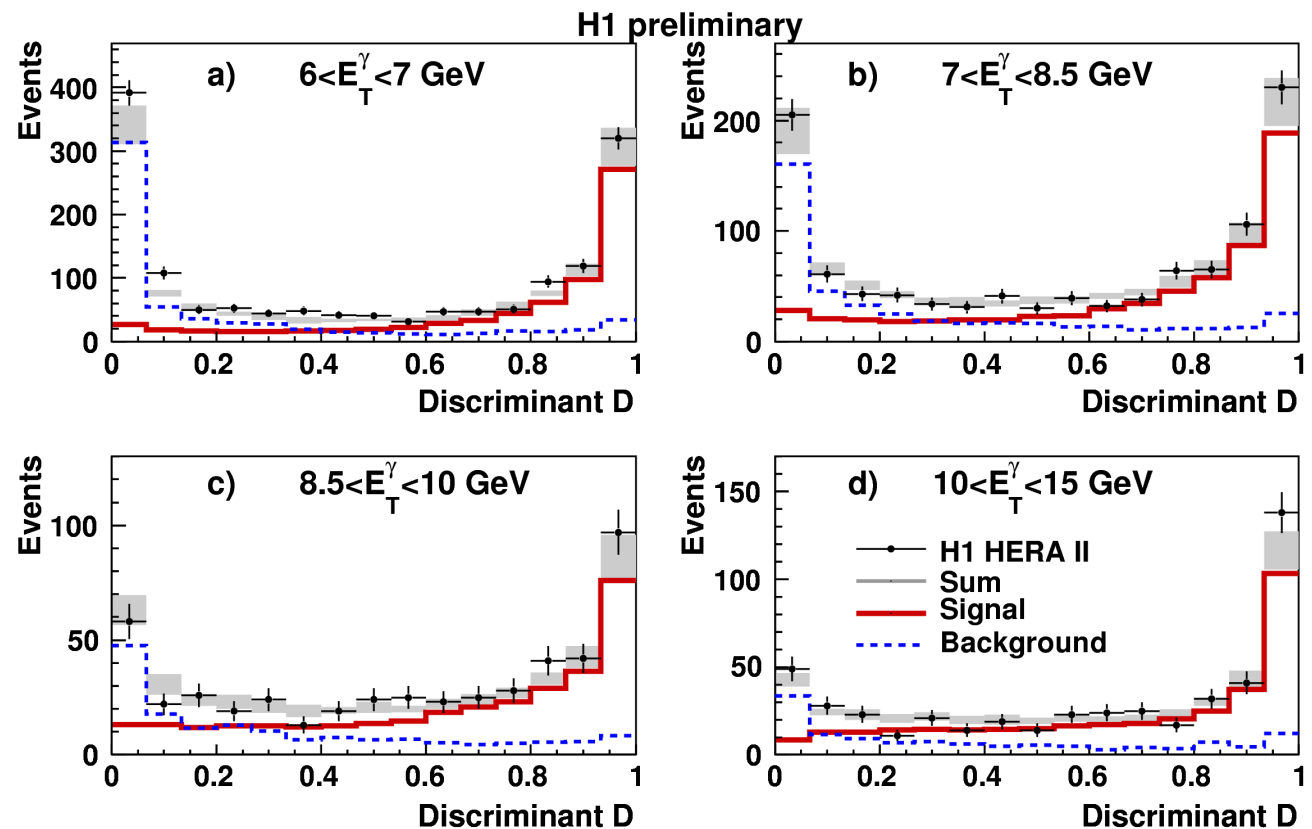
✓ Cluster shapes described well in MC (scaled to meas. cross sections)

Signal – background discrimination

- ✓ Variables combined into a discriminator with MVA
- ✓ Example of discriminator for $0.94 < \eta^\gamma < 1.42$

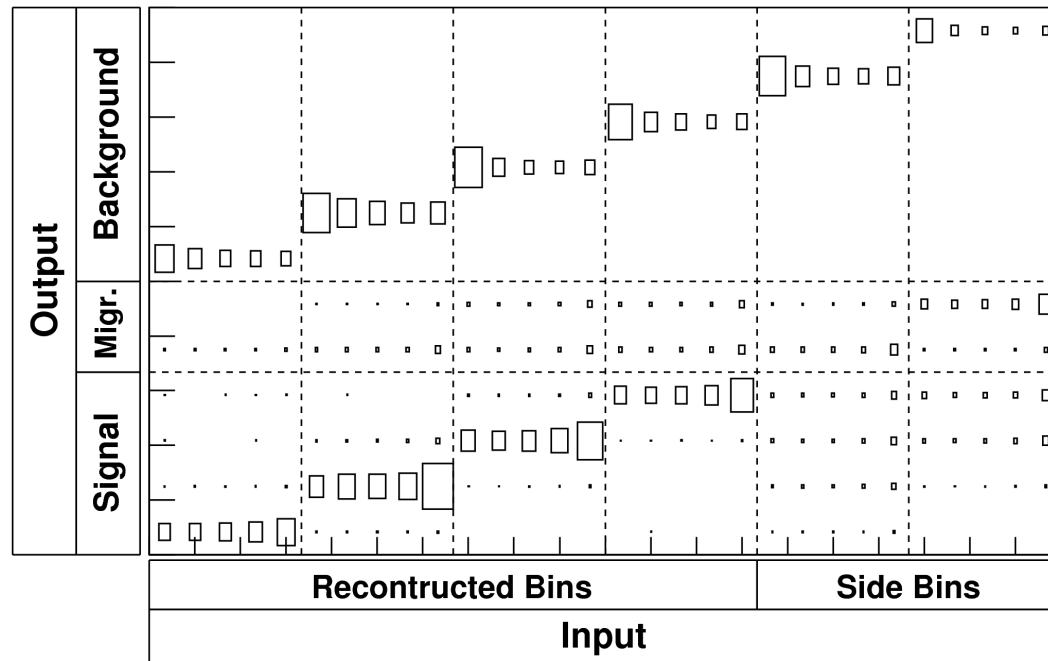
- ✓ Data described within cluster shapes systematic uncertainty

- ✓ Discrimination power depends on η^γ and E_T^γ



Unfolding

- ✓ *Regularised unfolding procedure based on matrix inversion applied for the cross section determination*



- ✓ *Migration matrix developed such as to contain*
 - ✓ *Signal – Background discrimination*
 - ✓ *Migration within and from outside of the phase space*
 - ✓ *Acceptance correction*
- ✓ *Matrix of order 600 x 1700*

Calculations

- ✓ *Fontannaz-Guillet-Heinrich (FGH)*

- ✓ *collinear approach (NLO)*
- ✓ *includes quark-to-photon fragmentation*
- ✓ *box diagram $\gamma g \rightarrow \gamma g$*

- ✓ *Lipatov-Zotov (LZ)*

- ✓ *k_T -factorisation approach (unintegrated pdfs used)*
- ✓ *using Kimber-Martin-Ryskin prescription for updf*

- ✓ *Error estimation: simultaneous variation of fragmentation and renormalisation scale (E_T^γ) by factor 2.0 and 0.5*
- ✓ *Corrected for hadronisation and multi-parton interaction effects and compared to measured cross sections*

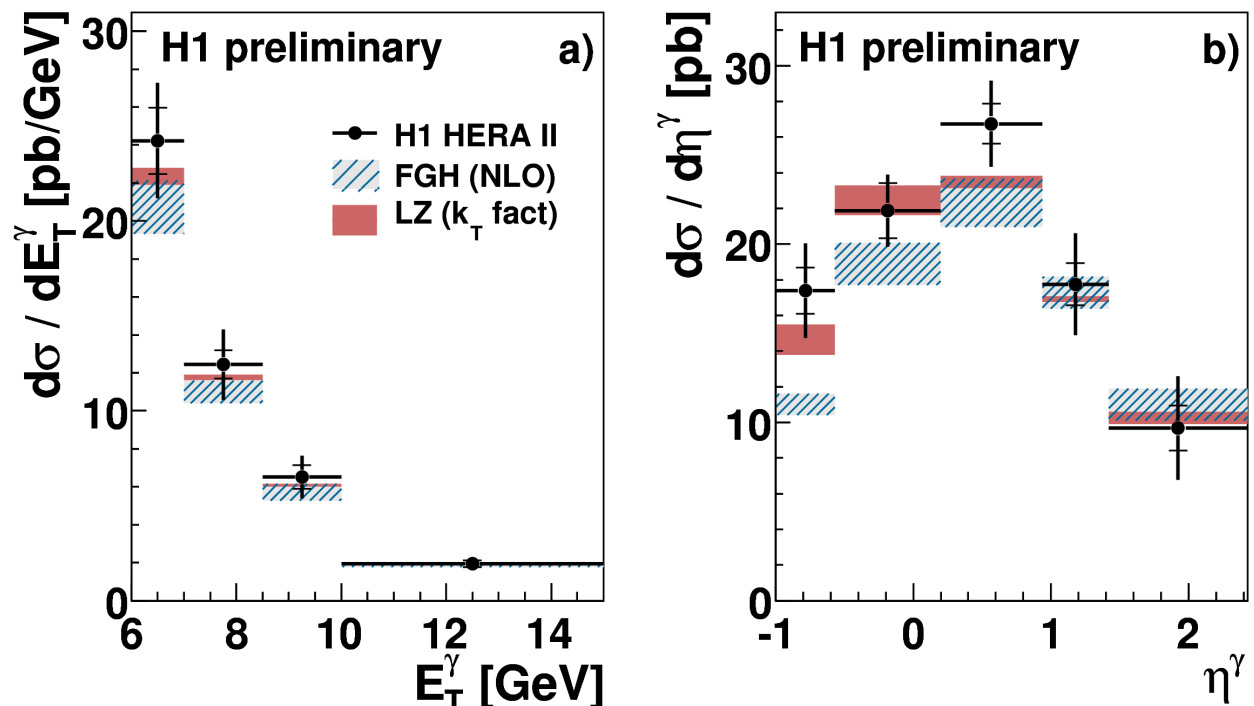
Inclusive prompt photon cross sections

- ✓ Results presented with the correlated and uncorrelated error bars
- ✓ Systematic error dominates, mainly uncertainty of cluster shapes description in MC (10% - 25%)

H1 Inclusive Prompt Photon Cross Sections, ep 340 pb $^{-1}$
 $6 < E_T^\gamma < 15$ GeV, $-1 < \eta^\gamma < 2.43$, $0.1 < y < 0.7$

- ✓ **Observation 1:** FGH significantly below the measurement for low η^γ

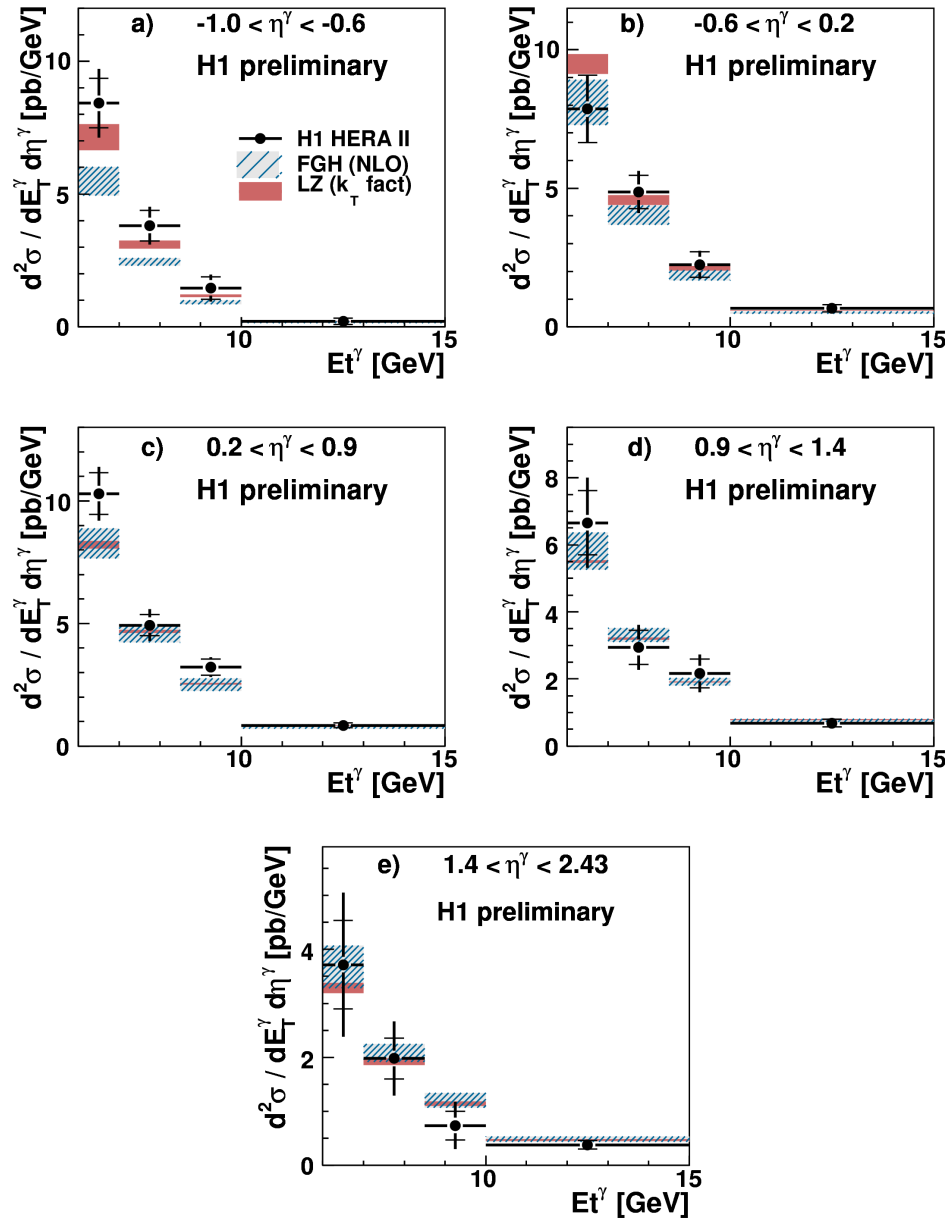
- ✓ **Observation 2:** LZ predicts the shape of η^γ more accurately



Inclusive 2d prompt photon cross sections

H1 Inclusive Prompt Photon Cross Sections, ep 340 pb^{-1}

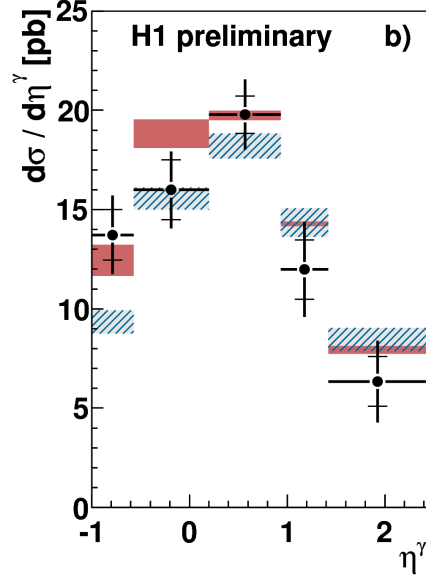
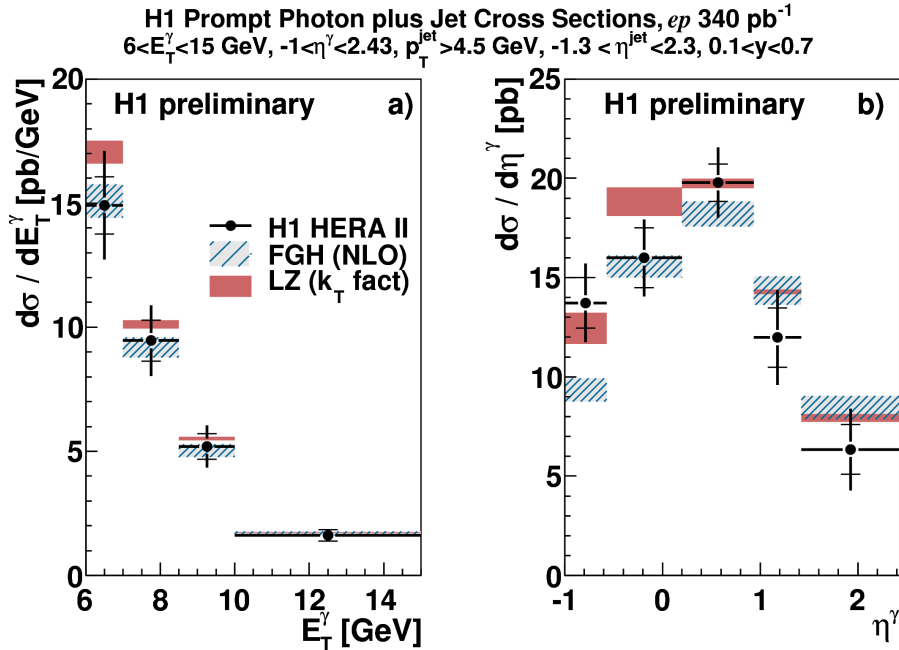
$6 < E_T^\gamma < 15 \text{ GeV}$, $-1 < \eta^\gamma < 2.43$, $0.1 < y < 0.7$



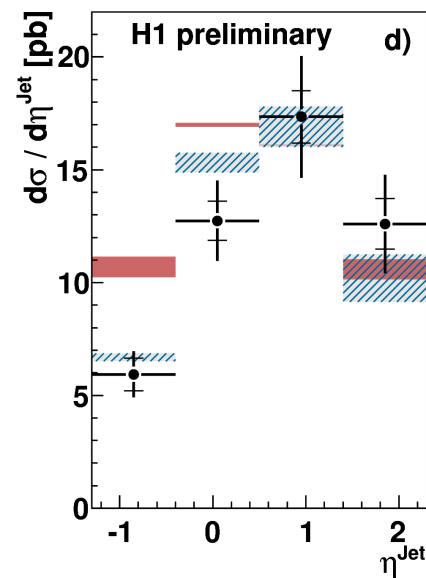
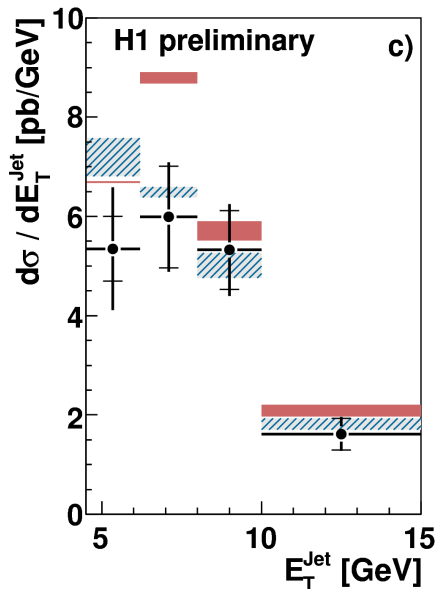
- ✓ *Double differential cross sections*
 - ✓ *high statistics of HERA II*
 - ✓ *multidimensional unfolding*
- ✓ *More insight into the discrepancy*
- ✓ *May be used for pdf fit*

Prompt photon + jet cross sections

Photon



Jet



PHASESPACE FOR JET

- ✓ Photons $\eta^\gamma > 1.0$ not studied before at HERA
- ✓ **Observation 1:** Cross sections in bins of photon variables better described by LZ
- ✓ **Observation 2:** On contrary, jet properties better described by FGH

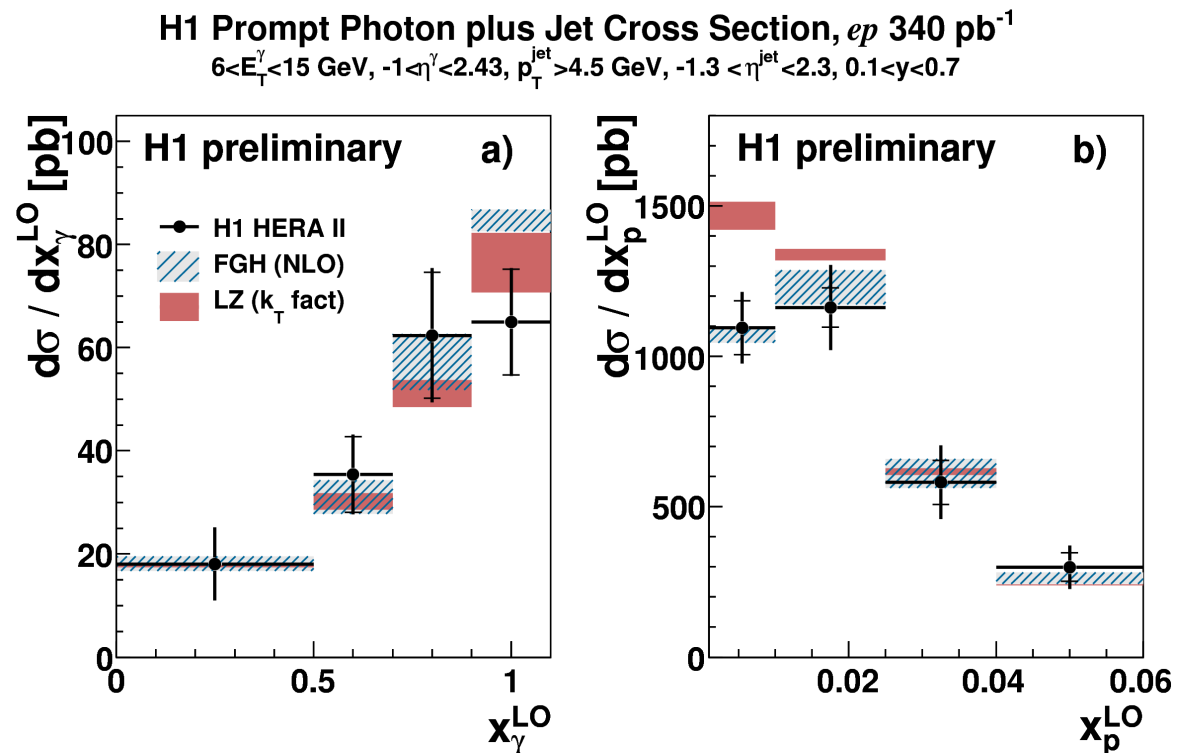
Prompt photon + jet cross sections

- ✓ Exclusive phase space gives insight into the photon and proton content
- ✓ Longitudinal momentum fractions of partons in x_γ and x_p

$$x_\gamma^{LO} = E_T^\gamma \frac{e^{-\eta^{jet}} + e^{-\eta^\gamma}}{2yE_e}$$

$$x_p^{LO} = E_T^\gamma \frac{e^{\eta^{jet}} + e^{\eta^\gamma}}{2E_p}$$

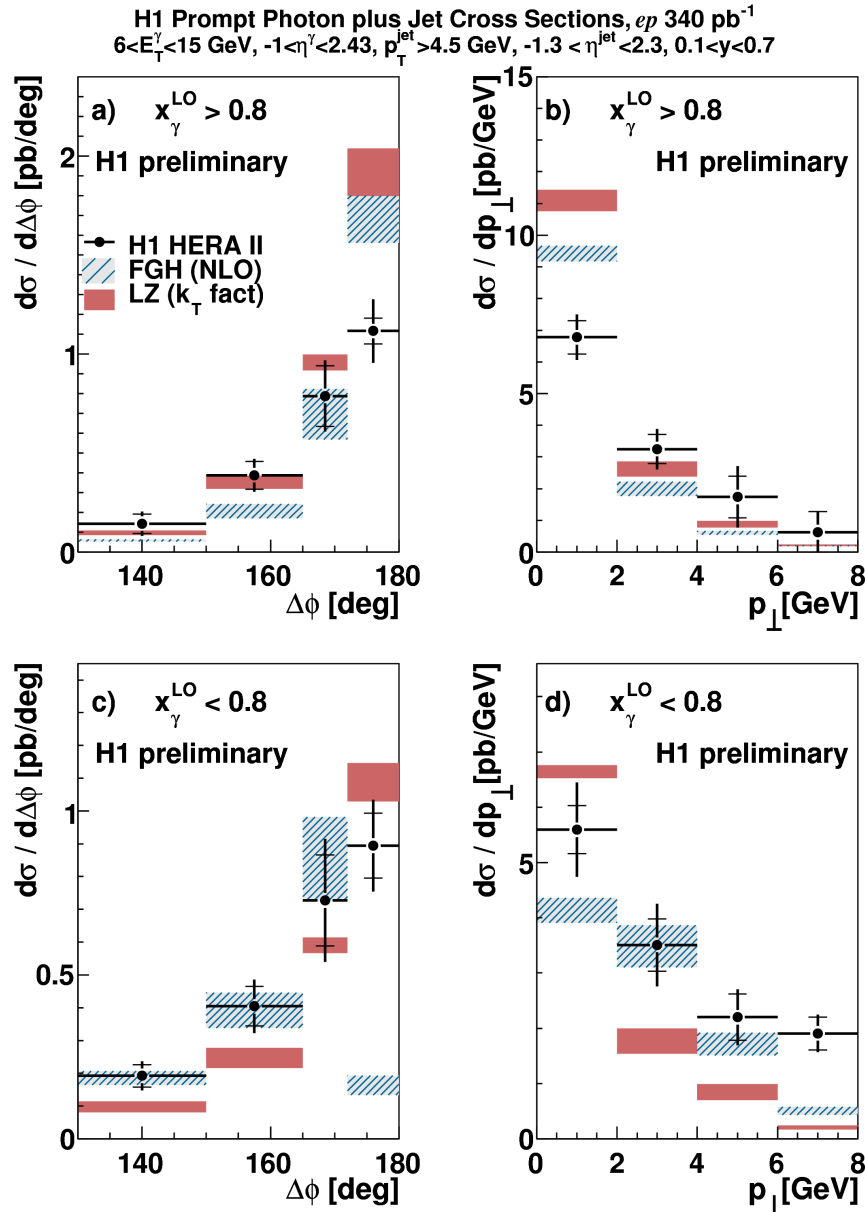
- ✓ LO definitions do not use energy of the jet



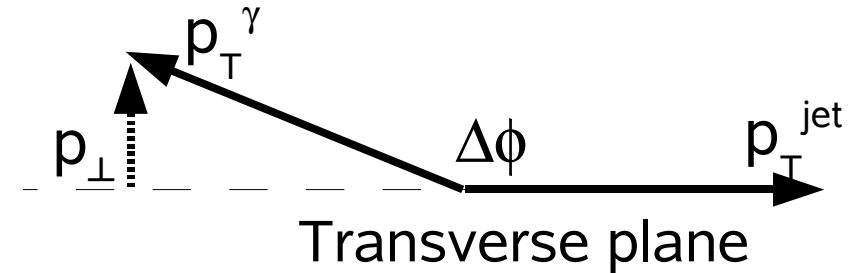
Exclusive prompt photon cross sections

Direct enhanced

Resolved enhanced



- ✓ Photon – jet correlations in direct (resolved) enhanced phase space



- ✓ Direct process more back-to-back
- ✓ Sensitivity to soft gluon emission in the highest $\Delta\phi$ bin in the resolved case
 - ✓ fixed order FGH calculation not reliable
 - ✓ k_T factorisation includes all orders in the pdf
- ✓ LZ missing diagrams visible in the tails of resolved cross sections

Summary

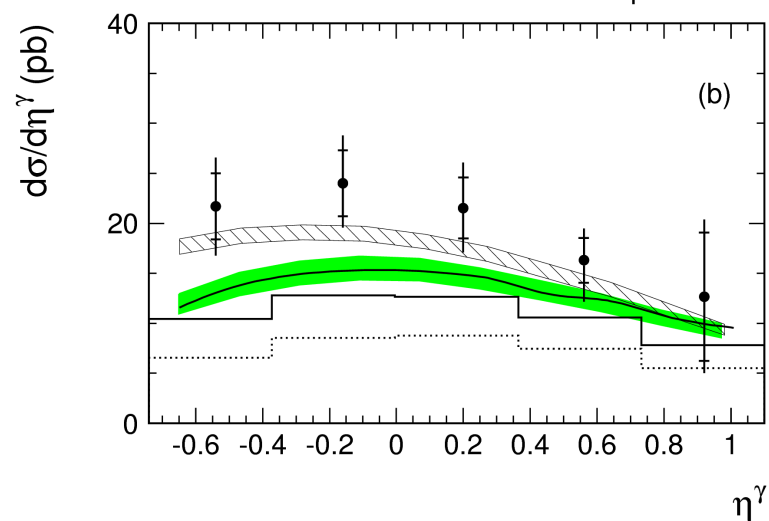
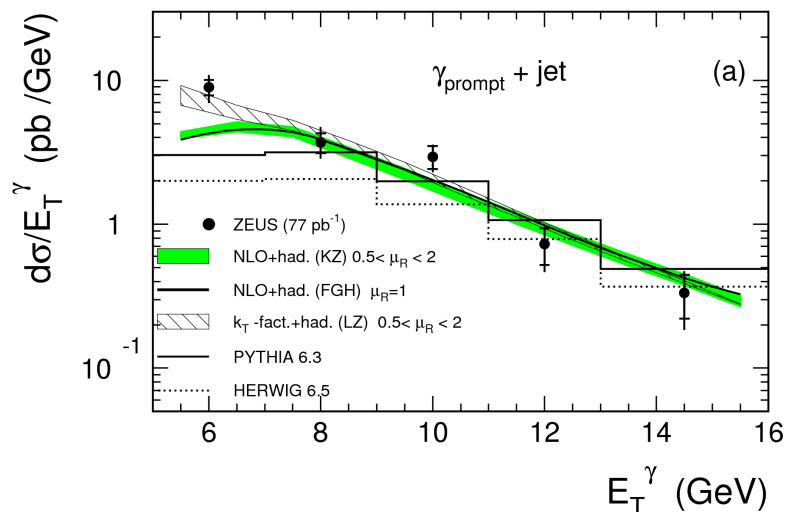
- ✓ ***New H1 results on prompt photon production in photoproduction presented***
 - ✓ *Phase space of the measurement extended into forward region*
 - ✓ *High luminosity of HERA II improves results*
- ✓ ***Results compared to calculations***
 - ✓ *Inclusive production underestimated in NLO calculation in the low η^γ region*
 - ✓ *For exclusive measurement deficits found in both calculations*
 - ✓ *Most strongly visible in γ -jet correlation studies*

Backup

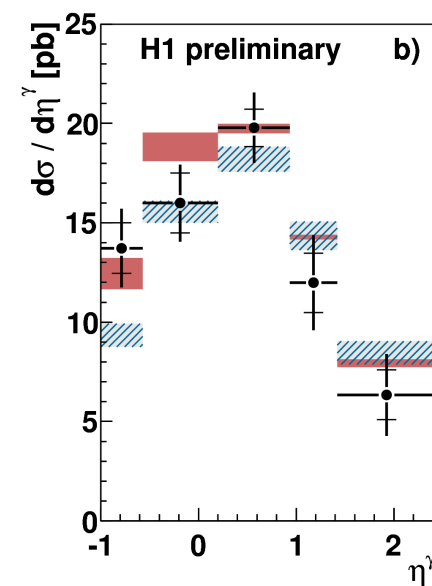
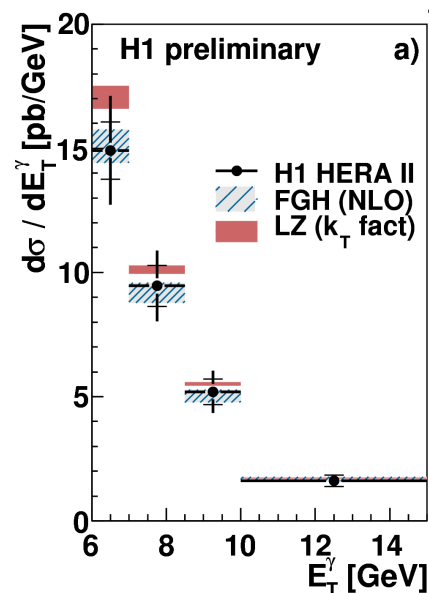
Zeus measurement - γ

$$E_T^\gamma > 5 \text{ GeV}, E_T^{\text{jet}} > 6 \text{ GeV}$$

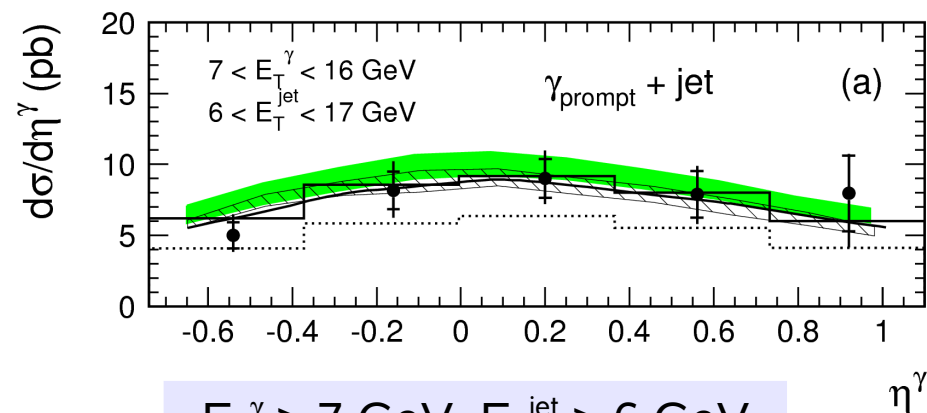
ZEUS



$$E_T^\gamma > 6 \text{ GeV}, E_T^{\text{jet}} > 4.5 \text{ GeV}$$



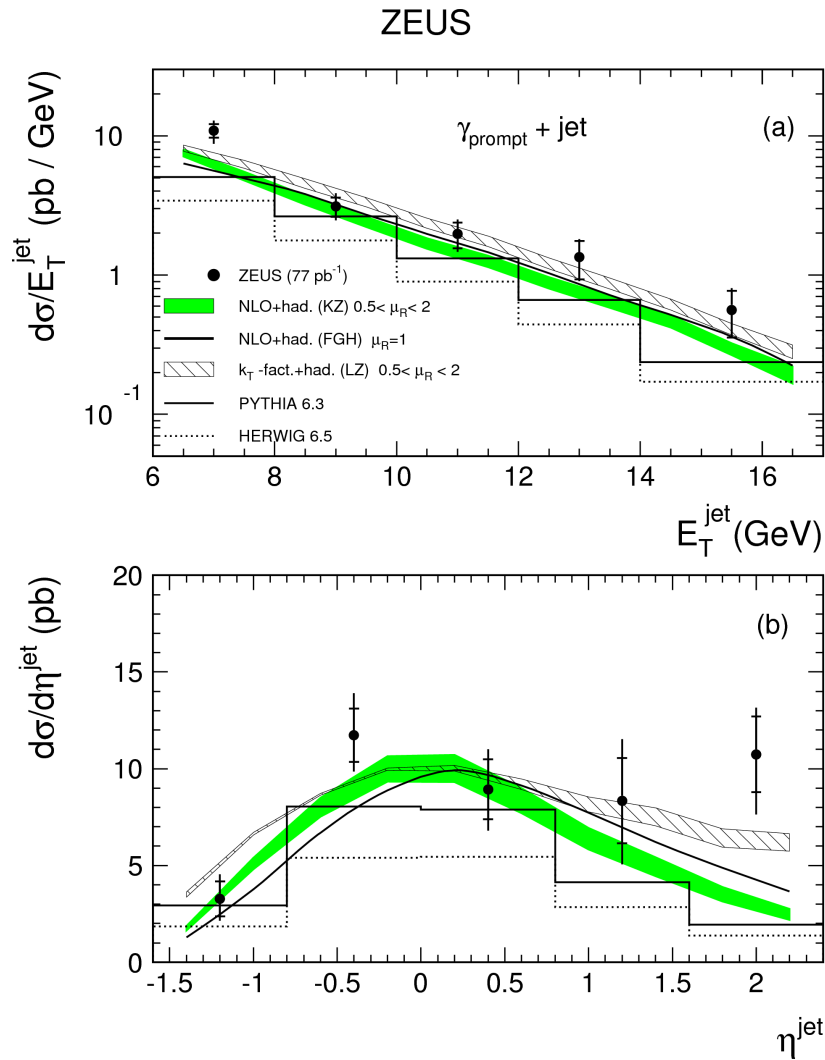
ZEUS



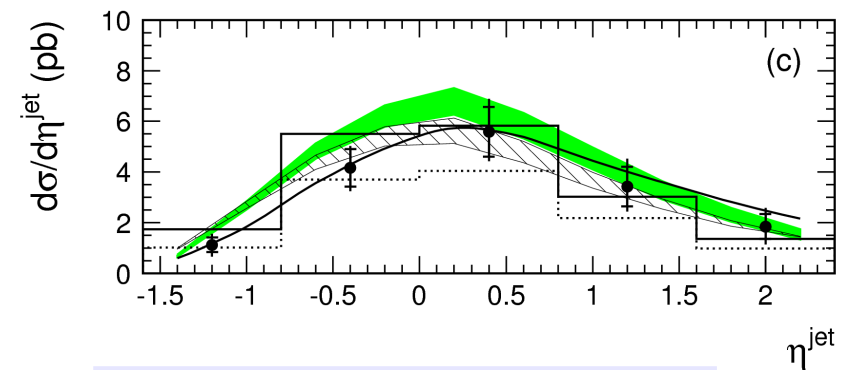
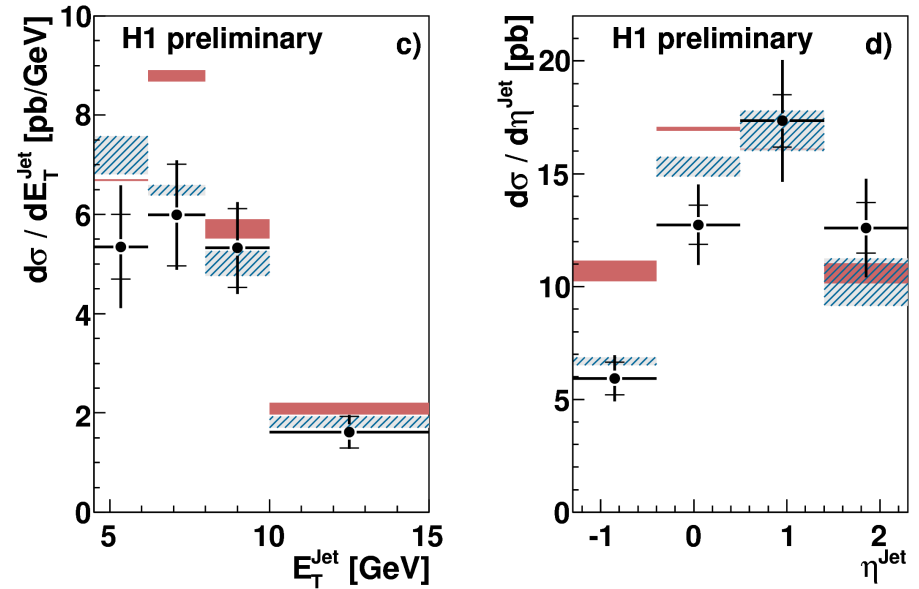
$$E_T^\gamma > 7 \text{ GeV}, E_T^{\text{jet}} > 6 \text{ GeV}$$

Zeus measurement - jet

$$E_T^\gamma > 5 \text{ GeV}, E_T^{\text{jet}} > 6 \text{ GeV}$$



$$E_T^\gamma > 6 \text{ GeV}, E_T^{\text{jet}} > 4.5 \text{ GeV}$$



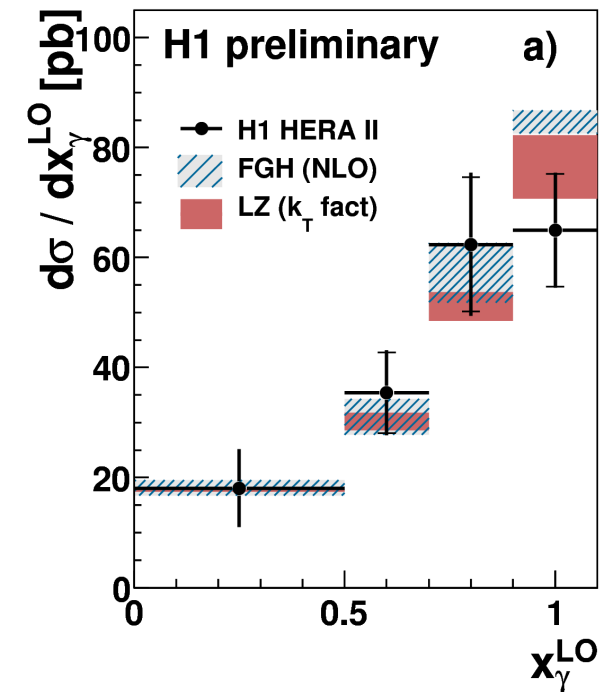
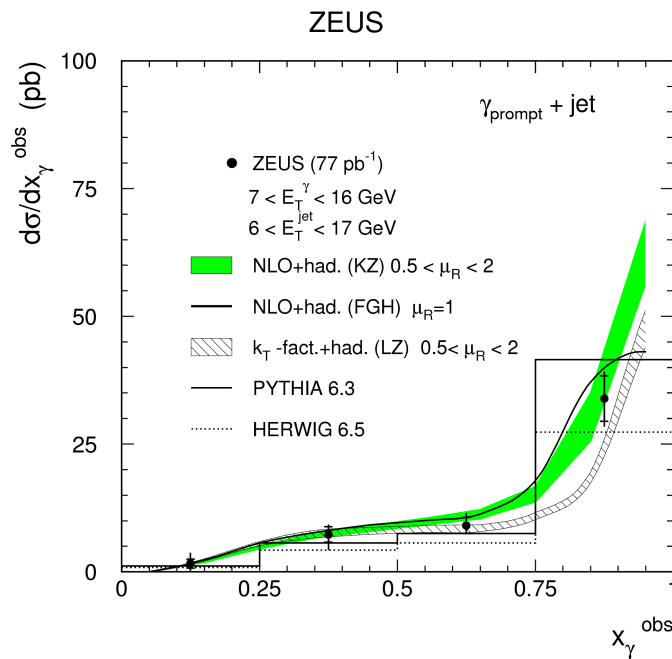
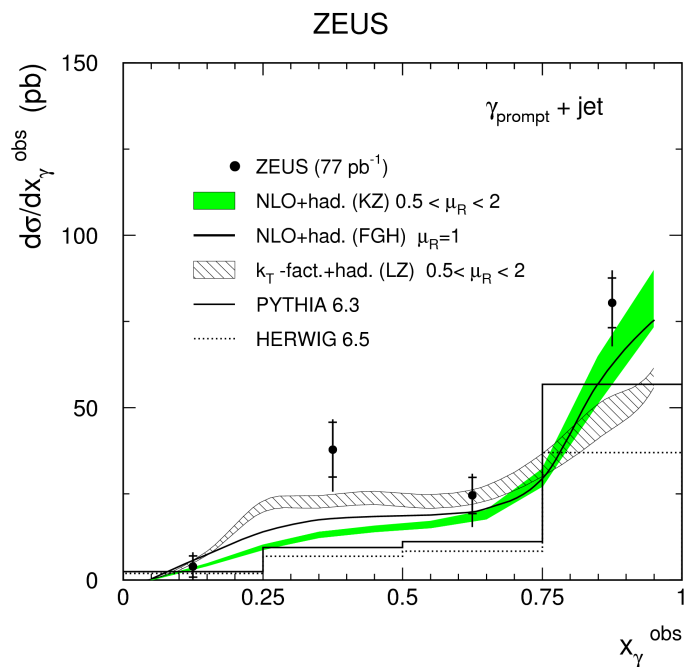
$$E_T^\gamma > 7 \text{ GeV}, E_T^{\text{jet}} > 6 \text{ GeV}$$

ZEUS measurement x_γ

$$E_T^\gamma > 5 \text{ GeV}, E_T^{\text{jet}} > 6 \text{ GeV}$$

$$E_T^\gamma > 6 \text{ GeV}, E_T^{\text{jet}} > 4.5 \text{ GeV}$$

$$E_T^\gamma > 7 \text{ GeV}, E_T^{\text{jet}} > 6 \text{ GeV}$$



Systematic error summary

Source	Variation	Error on cross section
θ^γ	3-4 mrad	< 1 %
E^γ	1-4 %	~ 1.5%
HFS	2 %	~ 1 %
Symmetry	2-8 %	~ 1 % (4% forw.)
Kurtosis	4-10 %	~ 1 % (2% forw.)
First Layer Fr.	2-10 %	~ 1%
Width	1-4% HCF, 1-8% R	~ 10% (25% forw.)
Direct / Resolved	7 %	< 1%
Radiation scale	20 %	< 1 %
Trigger corr.	monitored with Etag	~ 1%
Conversion	10% (30% forw.)	1% (3% forw.)
Veto	2% CJC, 1% CIP	2.5%
Lumi	3.4%	3.4%
DIS subtraction	1-2%	1-2%