

# A General Search for New Phenomena at HERA

Gerhard Brandt



On behalf of the



Collaboration

## Outline

- Event Selection
- Event Yields
- Discriminating Observables
- Statistical Analysis

Presented Paper:

*Phys. Lett. B* **674** (2009), 257  
[arxiv:0901.0507]



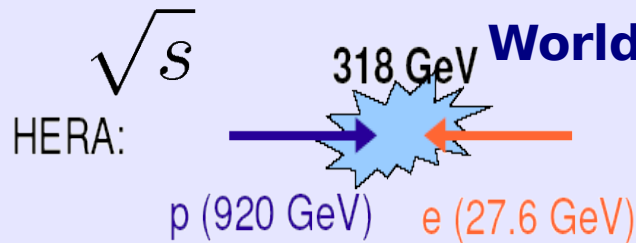
European Physical Society

# HEP 2009

16-22 July 2009 Krakow, Poland



## HERA



**World's only ep Collider at DESY, Hamburg**  
**Active 1991-2007**  
**H1 and ZEUS Experiments**

**Asymmetric Design**

**$4\pi$  Coverage**

**Excellent Lepton ID + HFS Reconstruction**

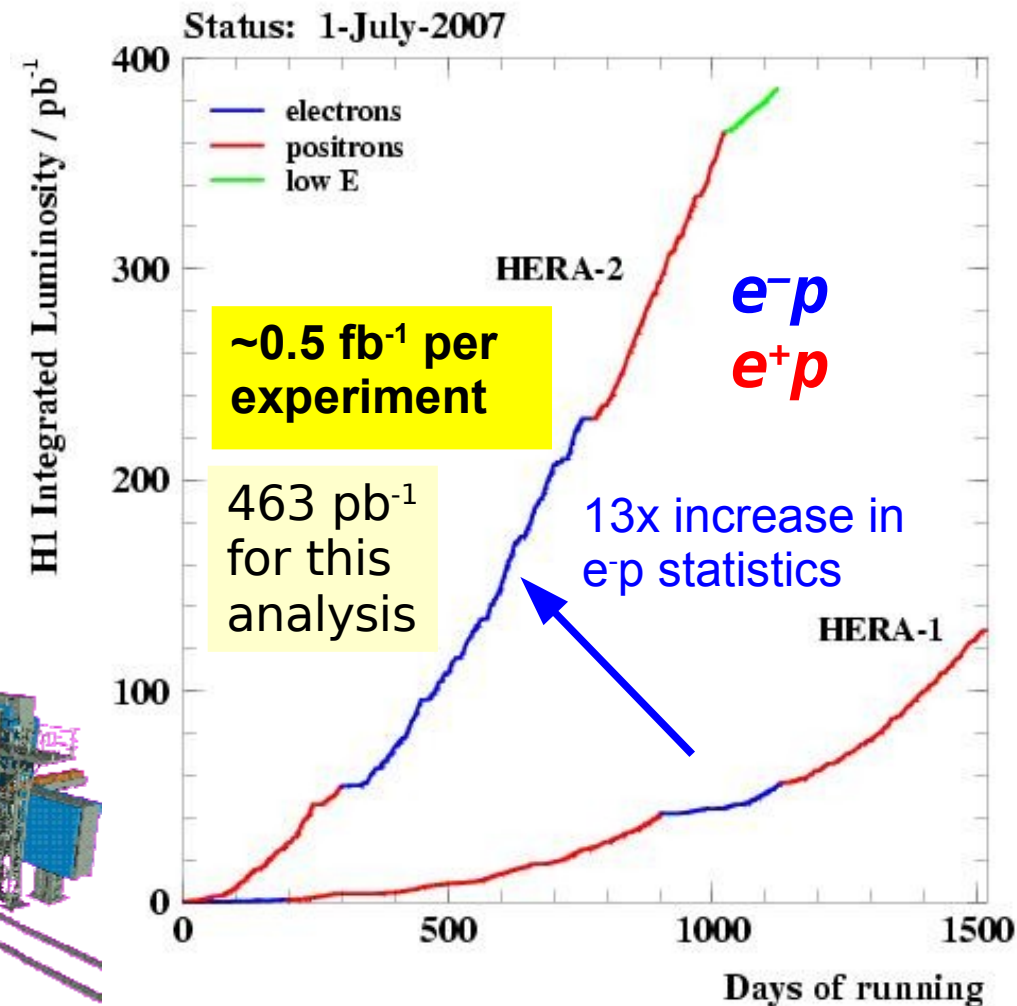
**HERA-I (1994-00)**

$\sim 130 \text{ pb}^{-1}$  per exp., (90%  $e^+p$ )

**HERA-II (2003-07)**

Luminosity upgrade

Long. e polarisation (avg. 40%)





## General Search for Physics beyond the Standard Model (BSM)

- Purely signature based  
***Look for events with high inv. masses and missing particles***
- Do not depend on particular BSM models
- Search for deviations from the Standard Model
- Minimise probability of missing anything
- Quantify significance of any observation

### *In contrast:* **Specific Searches**

- Need a BSM model
- Look only in particular corner of phase space
- Possibly larger sensitivity
- Can be cross checked by the general search

### **Strategy**

- Select events with **all** possible high- $P_T$  signatures  
*Requires good understanding of detector and SM processes*
- Use a statistical algorithm to look for deviations from the SM prediction in kinematic distributions  
*Also include topological variables*

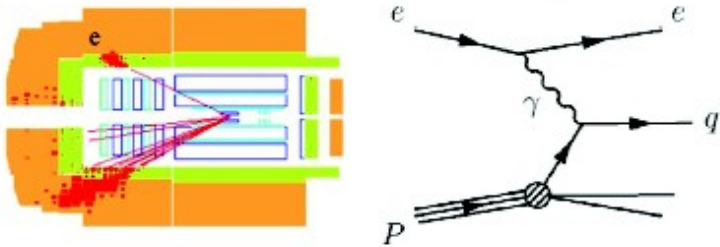


All HERA high- $P_T$  processes taken into account

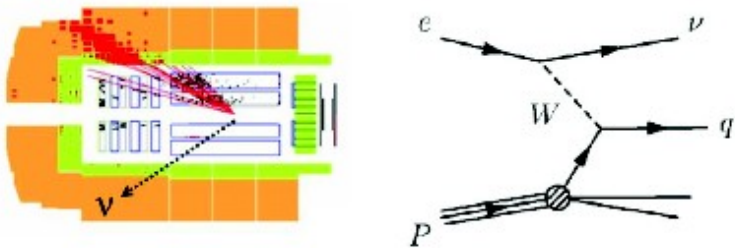
QCD

- Large Cross Sections

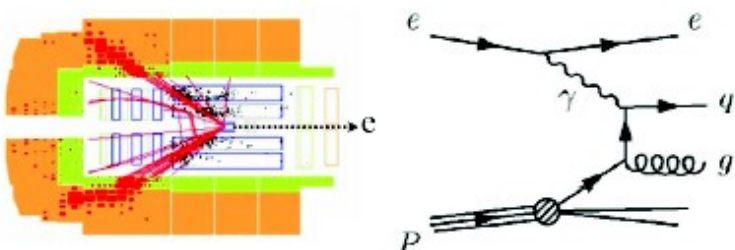
- Neutral Current DIS  $ep \rightarrow eX$



- Charged Current DIS  $ep \rightarrow \nu X$



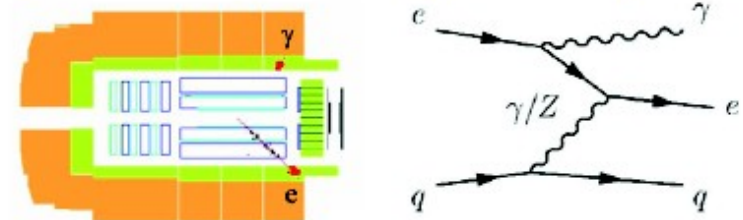
- Photoproduction  $\gamma p \rightarrow X$



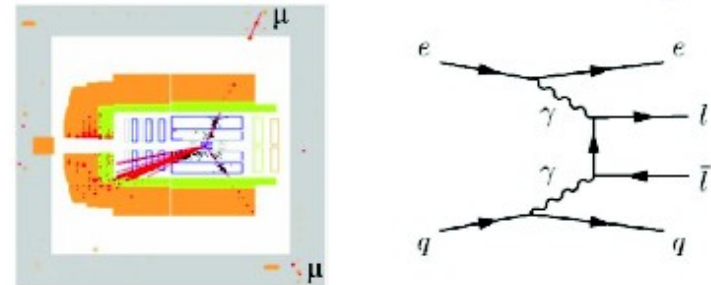
QED/weak

- Striking Signatures

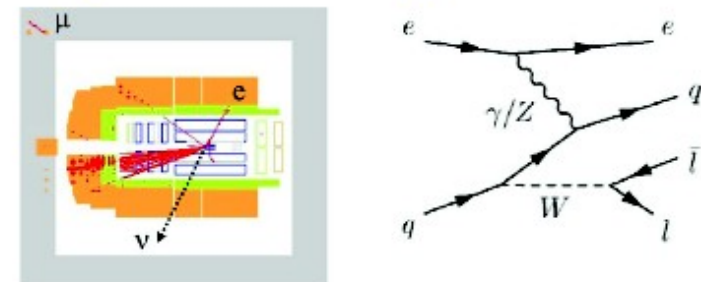
- QED Compton  $ep \rightarrow e\gamma X$



- Lepton pair production  $ep \rightarrow ellX$



- W production  $ep \rightarrow eWX$



- Identify particles (“bodies”) based on detector performance  
electrons, photons, muons, jets and neutrino

$e$        $\gamma$        $\mu$        $j$        $\nu$

- Select them in the phase space

$$P_T > 20 \text{ GeV}$$

$$10^\circ < \theta < 140^\circ$$

$$D(\eta\phi) > 1$$

High  $P_T$  – suppress SM contributions

Well contained in detector acceptance

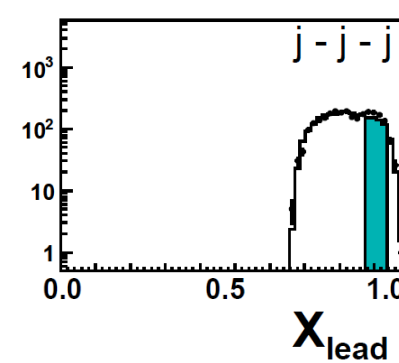
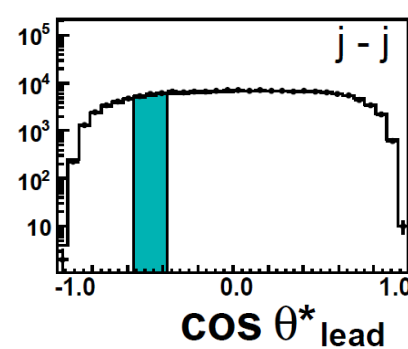
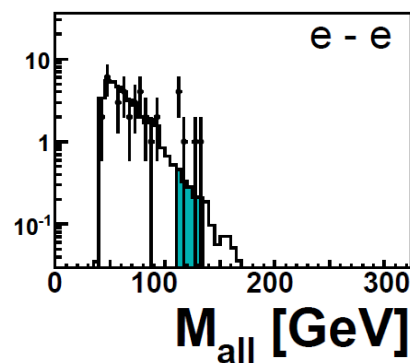
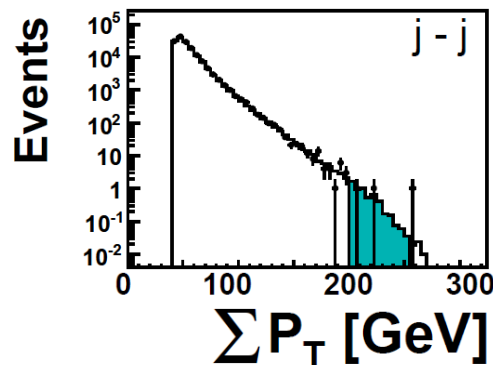
Isolation

- Classify into channels by counting bodies (at least 2) ( **$e$ - $e$** ,  **$e$ - $j$** ,  **$j$ - $j$** , ...)

Look into distributions of typical variables sensitive to BSM signals

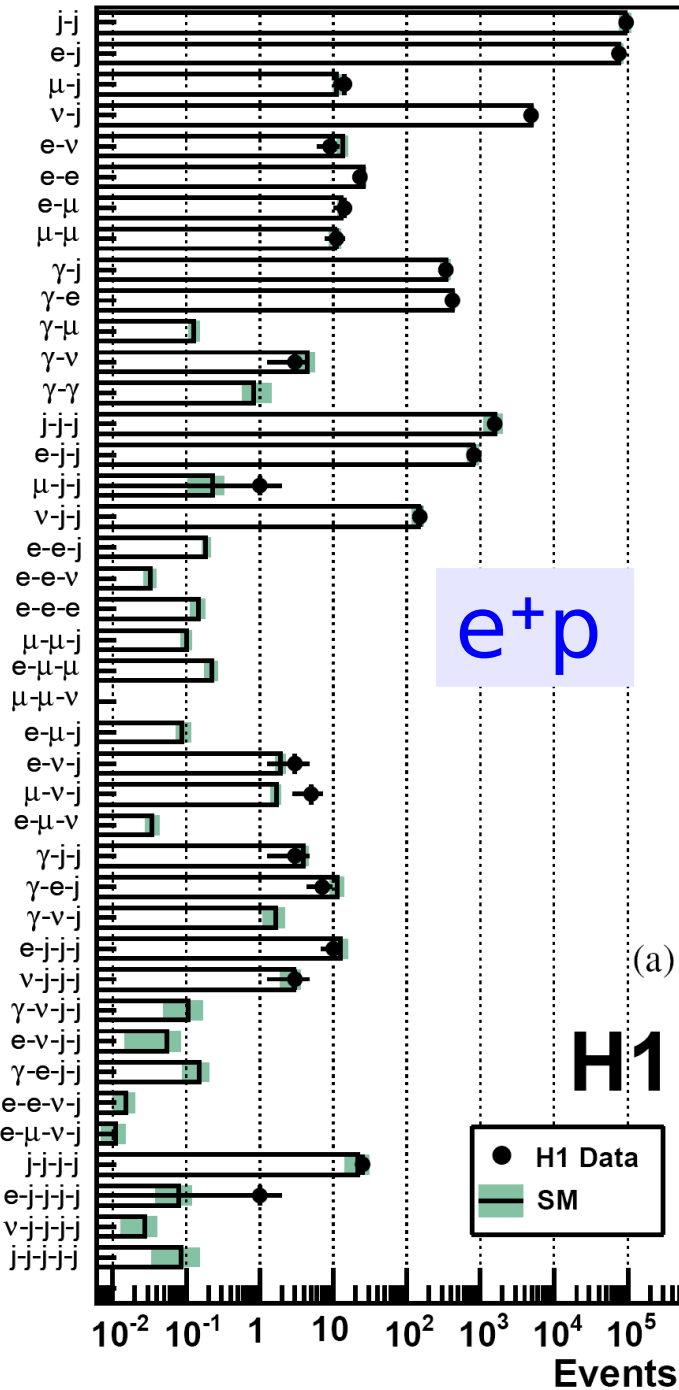
***kinematic***

***topological***

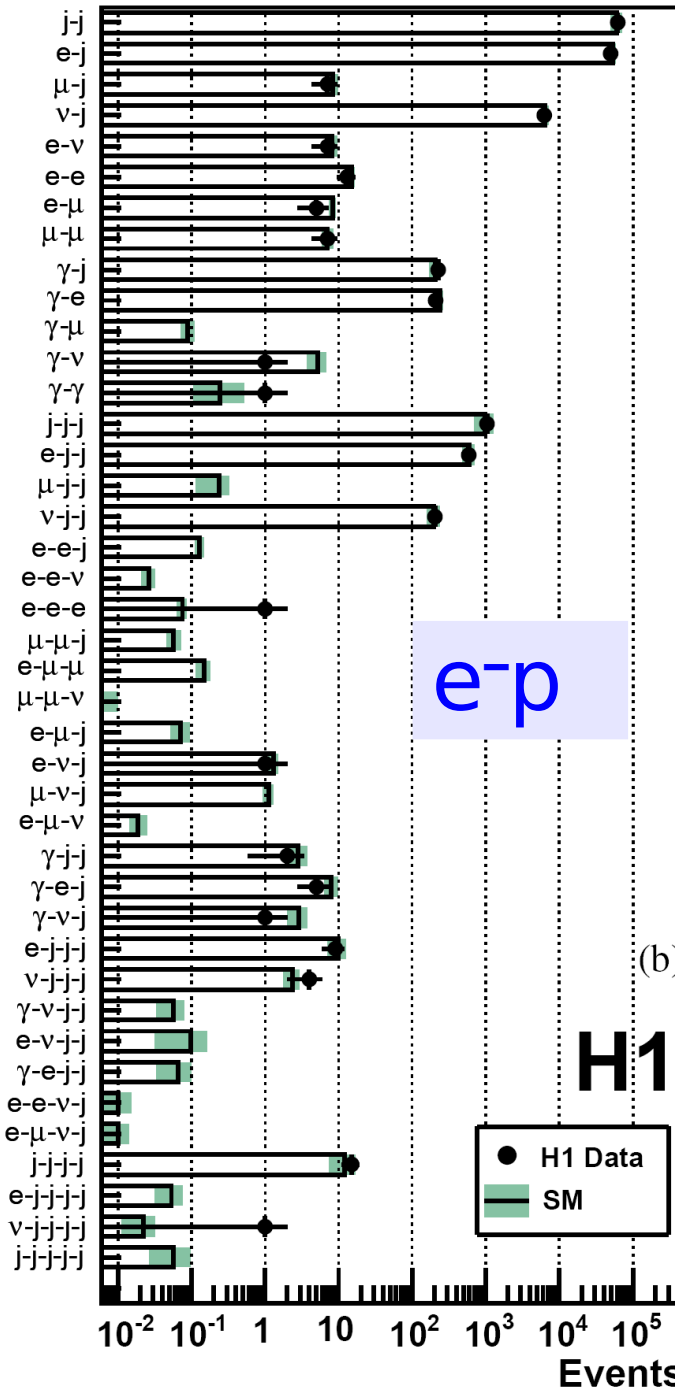


# Event Yields In All Selected Channels

H1 General Search at HERA ( $e^+p$ , 285  $\text{pb}^{-1}$ )



H1 General Search at HERA ( $e^-p$ , 178  $\text{pb}^{-1}$ )



bodies

2

3

4

5

- Good overall agreement of yields between data and MC

- Shown are the **41** channels with at least one data event

$$N_{\text{obs}} > 0$$

or SM prediction

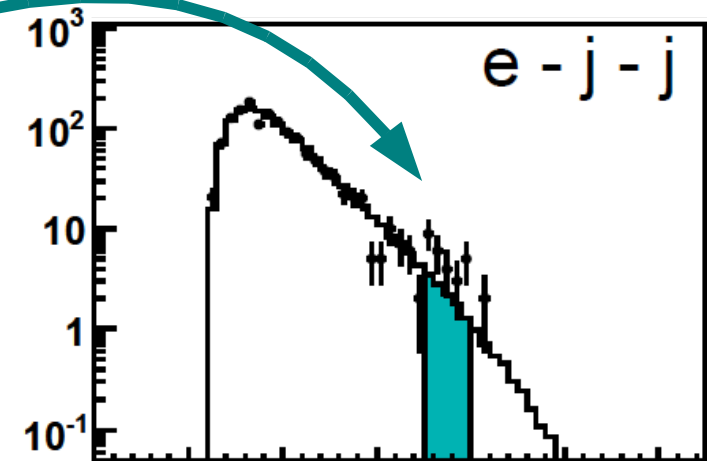
$$N_{\text{SM}} > 0.01$$

- Many channels appear in specific analyses:

[See eg.  
Excited Fermions  
talk by Z. Zhang]  
 $e-\gamma$ ,  $\nu-j-j$ ,  $e-j-j$ ,  $e-e-e$ ,  
 $e-\mu-\mu$ ,  $e-\nu$ ,  $\nu-\gamma$ ,  $e-\nu-\mu$ ,  $e-\nu$

## Find Interesting Regions 1

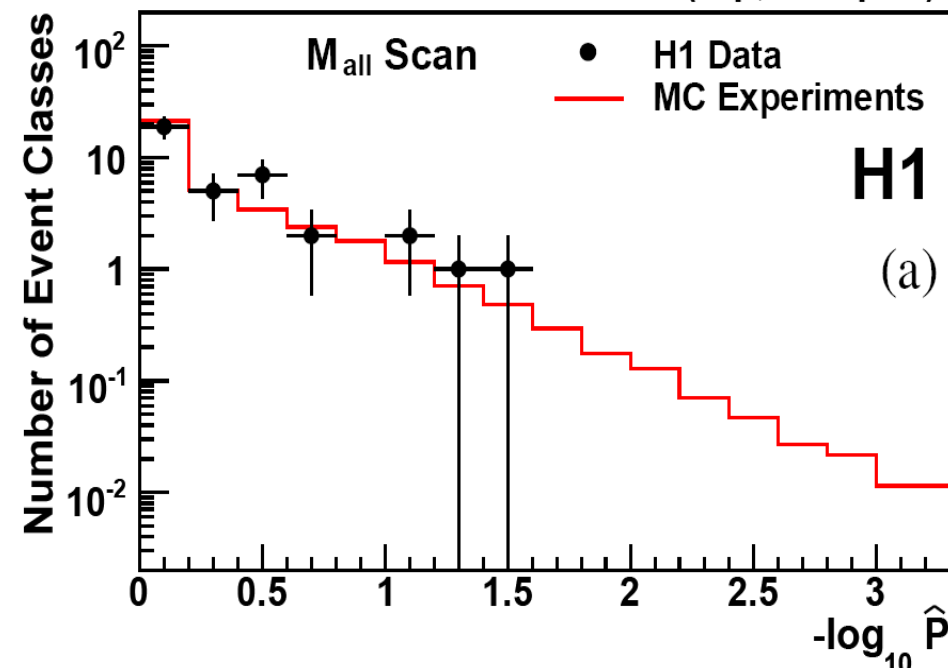
- In each distribution of each channel look for region of greatest deviation from SM prediction



## $\hat{P}$ Quantify Significance of deviation 2

- Test by finding interesting regions in many MC experiments

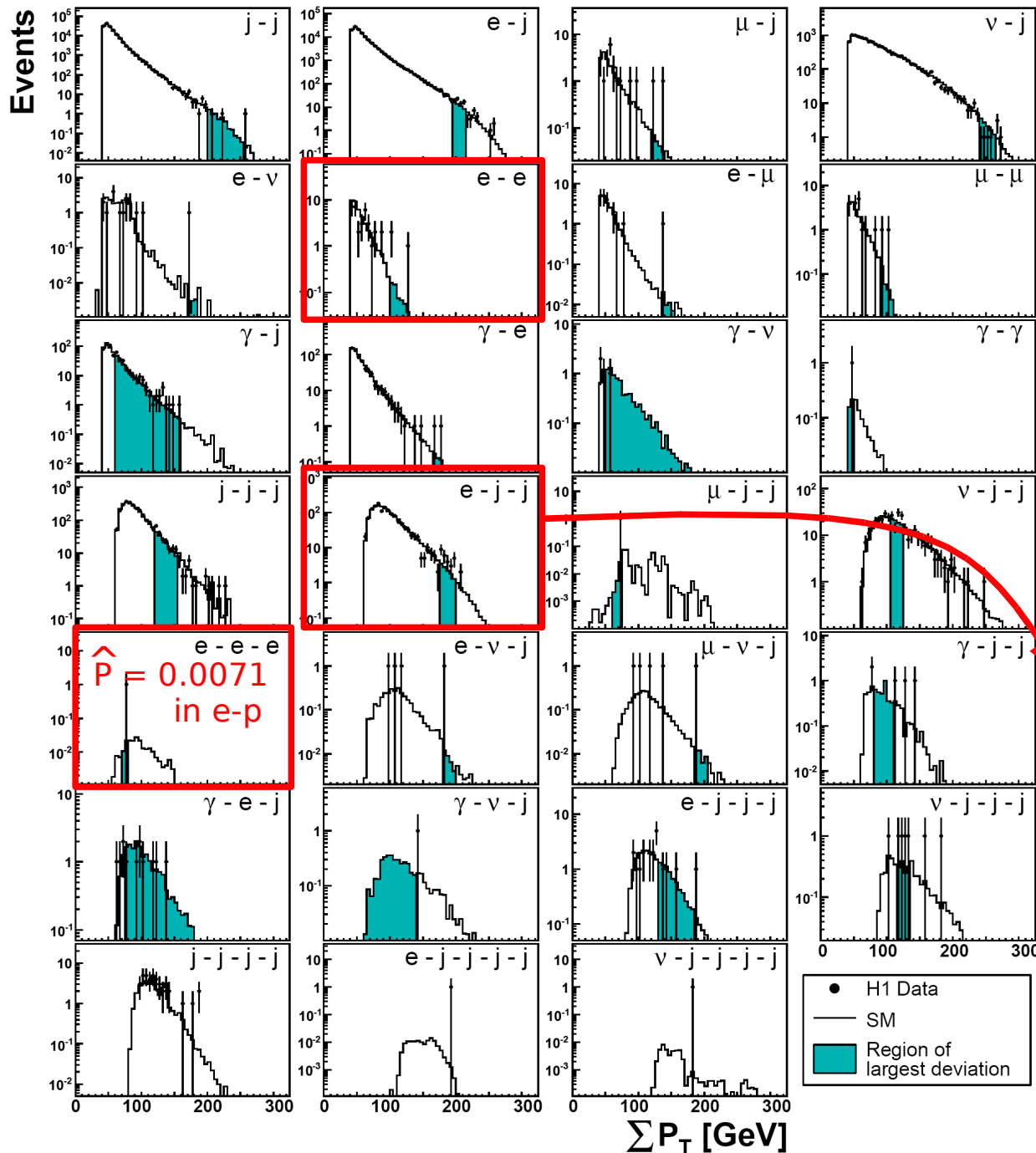
H1 General Search at HERA ( $e^+p$ , 463  $\text{pb}^{-1}$ )



## Global Significance of Channel 3

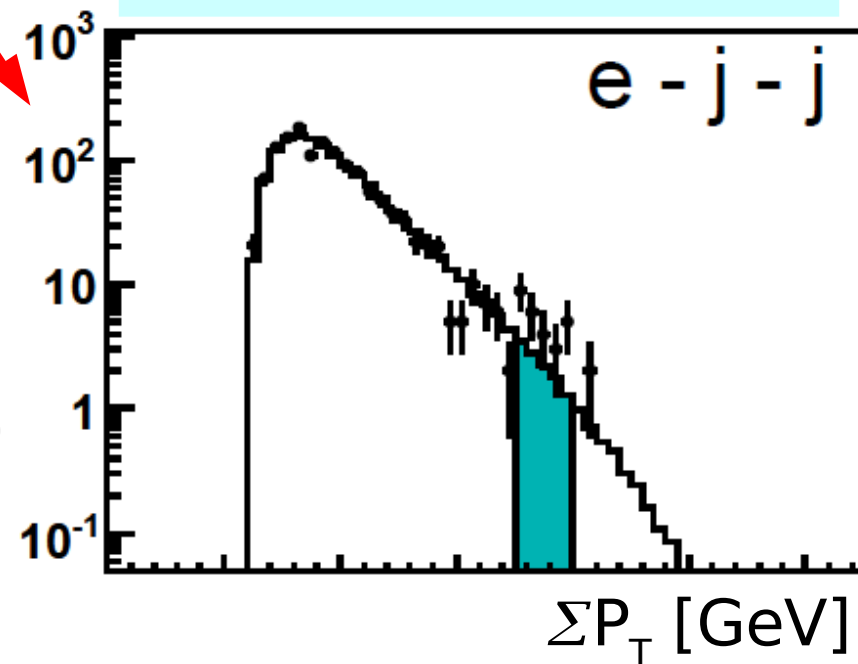
- Calculate **MC prediction** from toy experiments of HERA data
- Can compare all channels in one plot
- More interesting channels to the right of  $-\log_{10} \hat{P}$  Distribution

## H1 General Search at HERA ( $e^\pm p$ , 463 pb $^{-1}$ ) - $\Sigma P_T$ Distributions



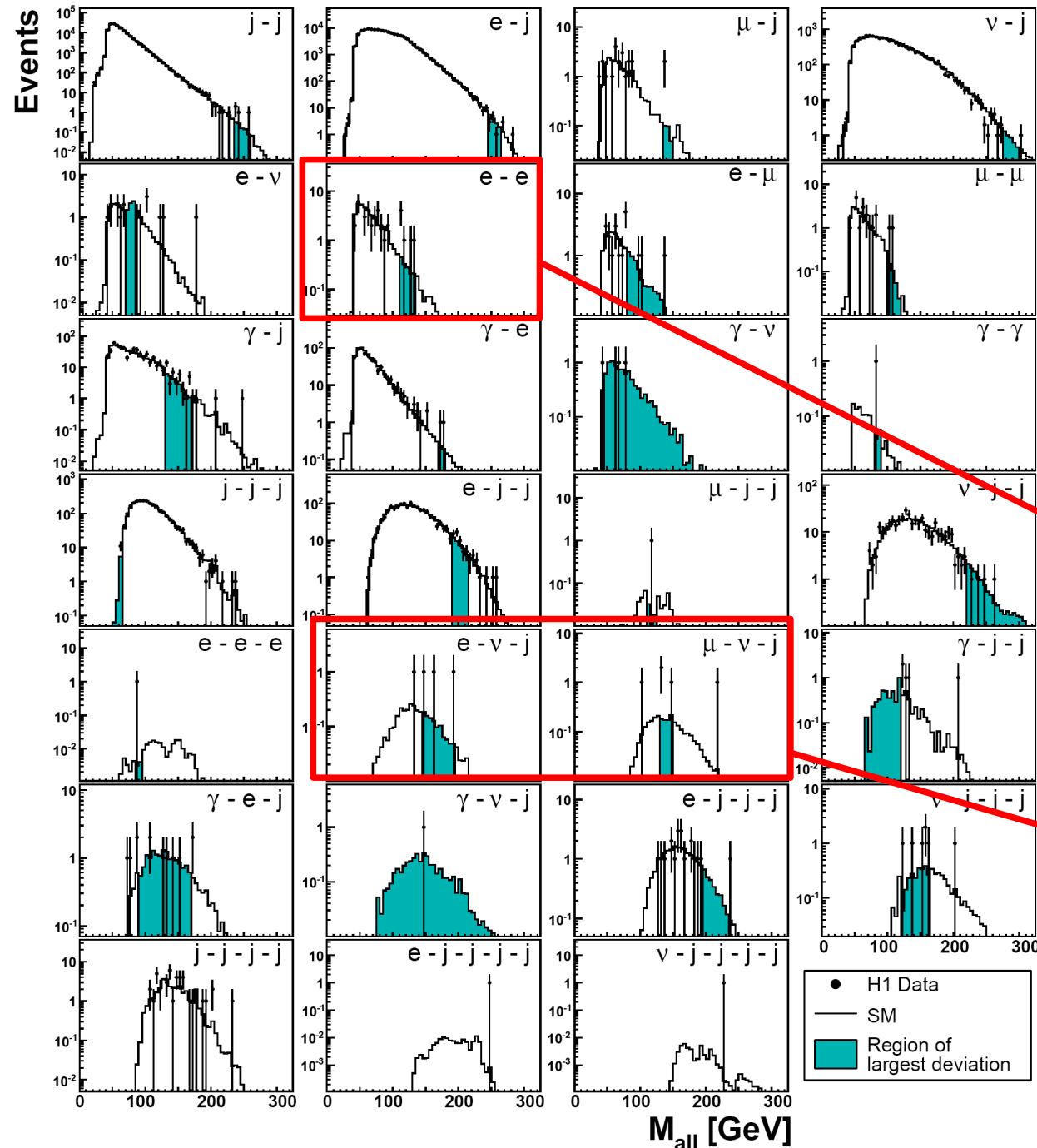
- Scalar sum of  $P_T$ s of all bodies
- All channels scanned and interesting regions defined
- Channels with 4 jets or more not considered

$\hat{P} = 0.0044$  in  $e^\pm p$  data  
27 obs. /  $11.6 \pm 1.2$





## H1 General Search at HERA ( $e^+p$ , 463 $\text{pb}^{-1}$ ) - $M_{\text{all}}$ Distributions



- Invariant mass of all bodies
- All channels scanned and interesting regions defined
- Channels with 4 jets or more not considered

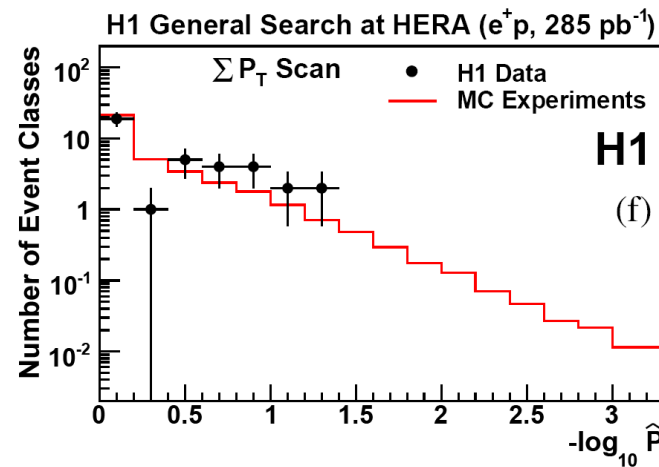
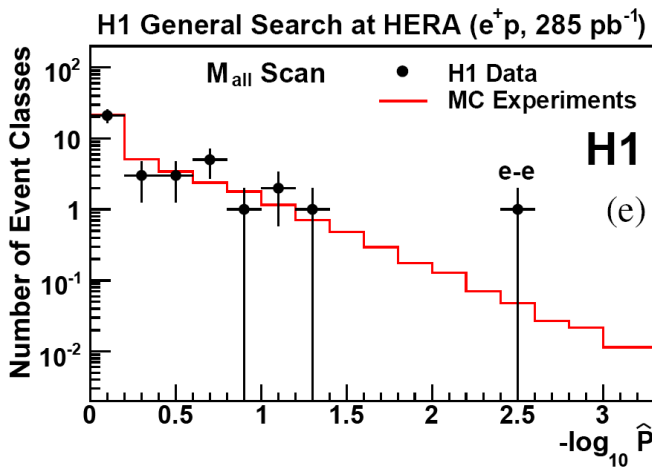
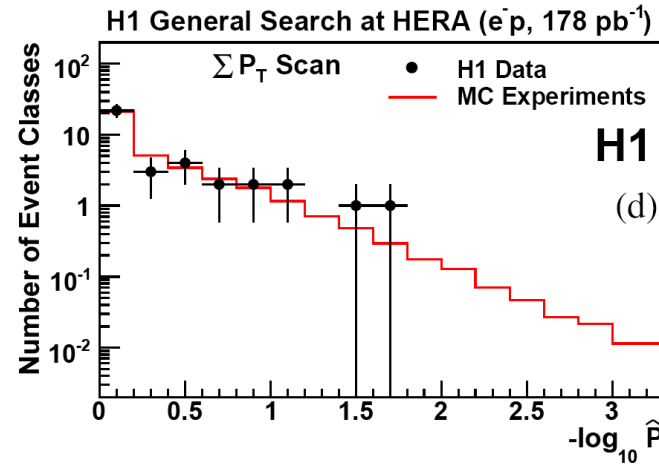
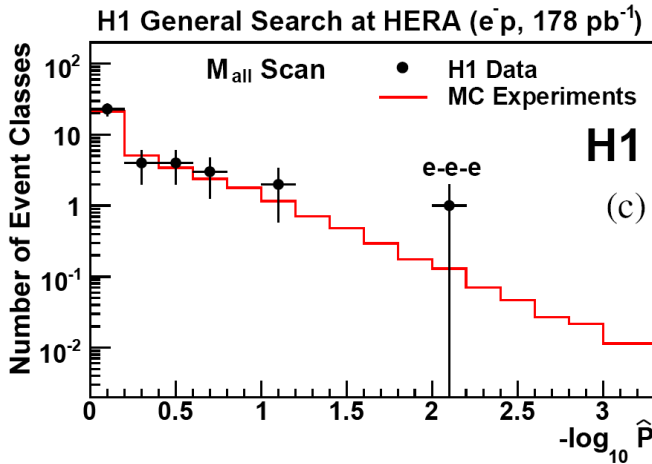
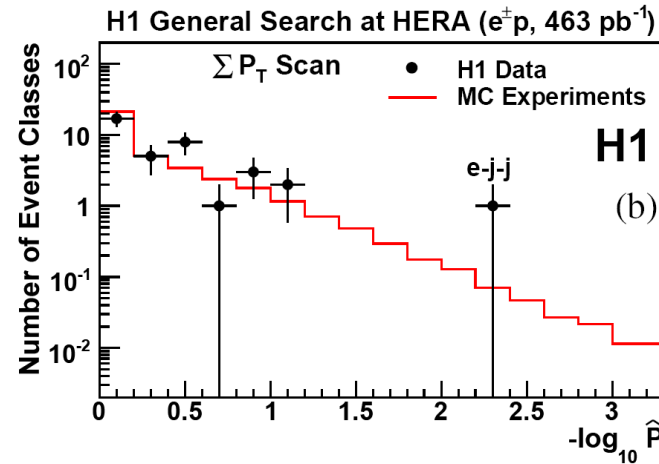
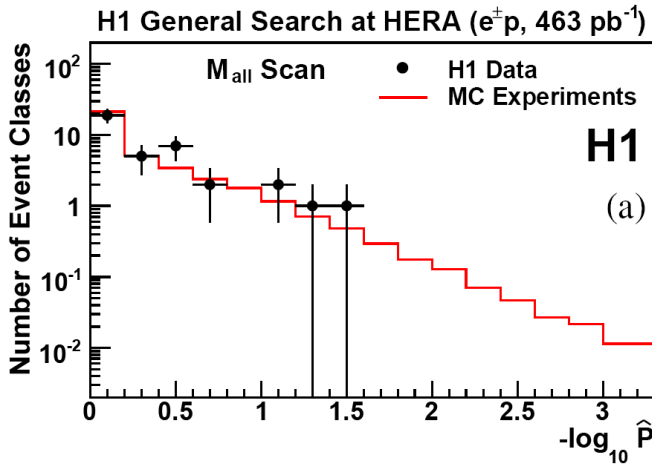
e-e:  
Region  $110 < M_{\text{all}} < 120$  GeV  
5 obs. /  $0.43 \pm 0.04$

[see Multi-Leptons,  
talk by D. South]

Most interesting  
channels in HERA-I

now  $\hat{P} \sim 0.3$

[see Single top,  
talk by L. Bellagamba]



- Significance Distributions investigated for  $e^+p$ ,  $e^-p$  and  $e^-p$  samples in the

$\Sigma P_T$  and  $M_{\text{all}}$

distributions separately

- Channels with large deviations identified

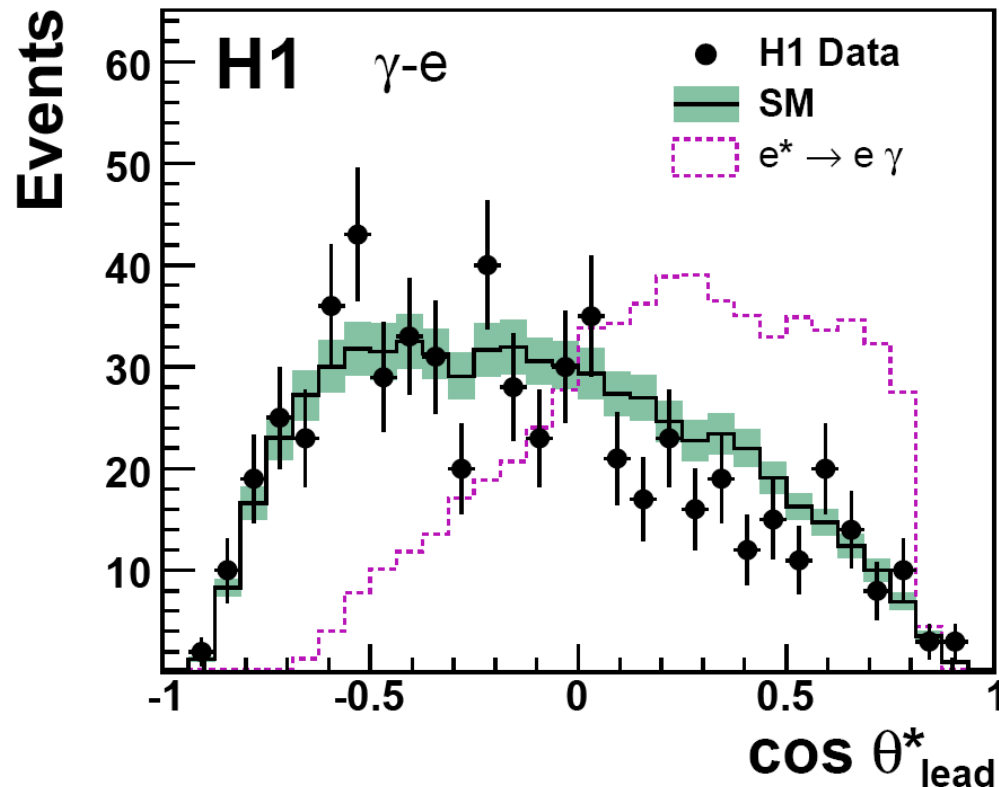
# Sensitivity of Topological Variables to BSM Signals

- Differences in the angular distributions of otherwise similar event signatures for SM and BSM processes are possible
- Tested with many BSM signatures (LQ, single top, ...)

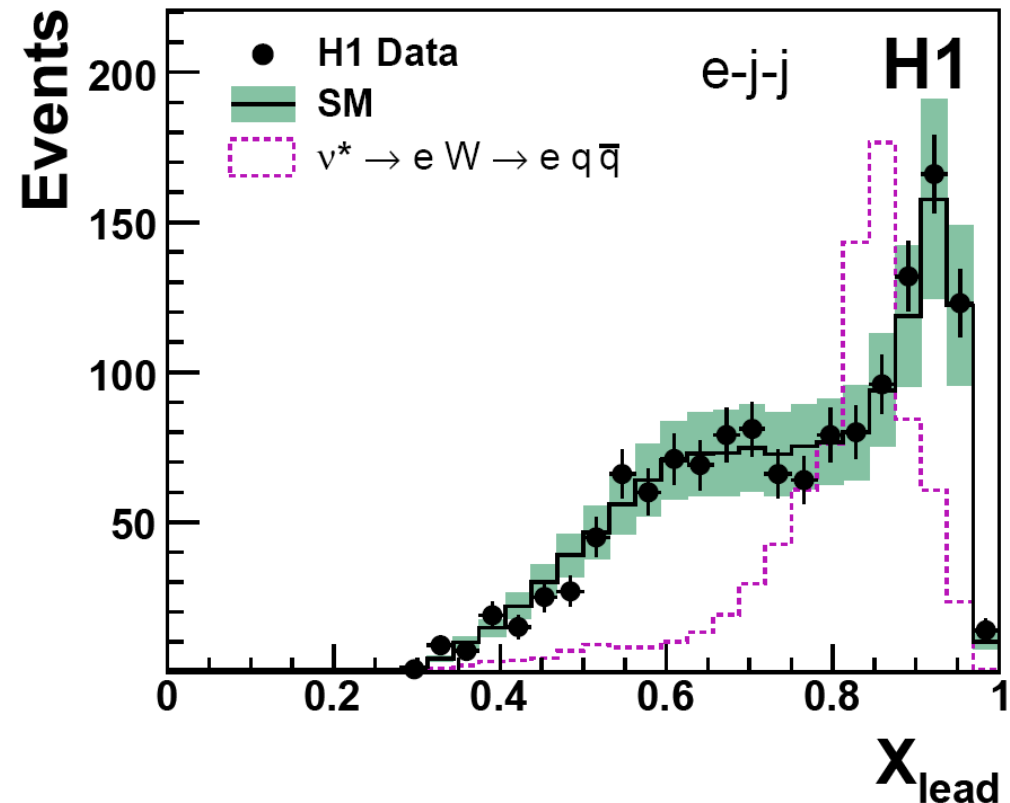
Example:

Production and Decay of Excited Fermions (Electrons and Neutrinos)

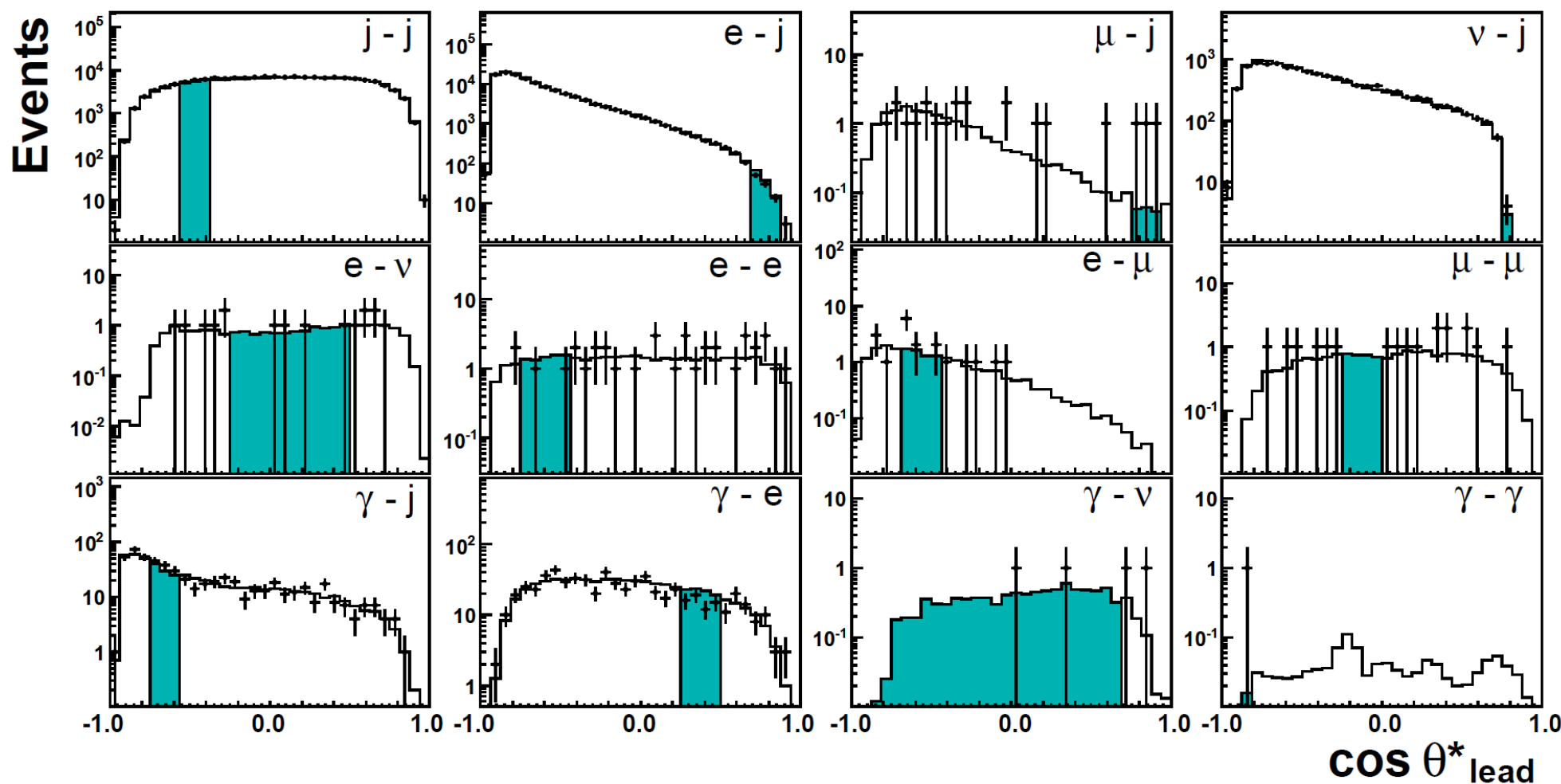
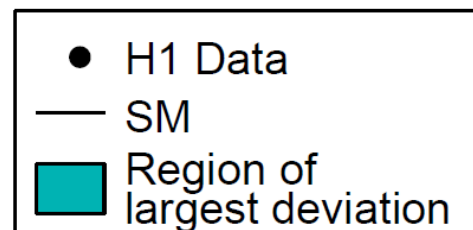
H1 General Search at HERA ( $e^\pm p$ , 463  $\text{pb}^{-1}$ )



H1 General Search at HERA ( $e^\pm p$ , 463  $\text{pb}^{-1}$ )

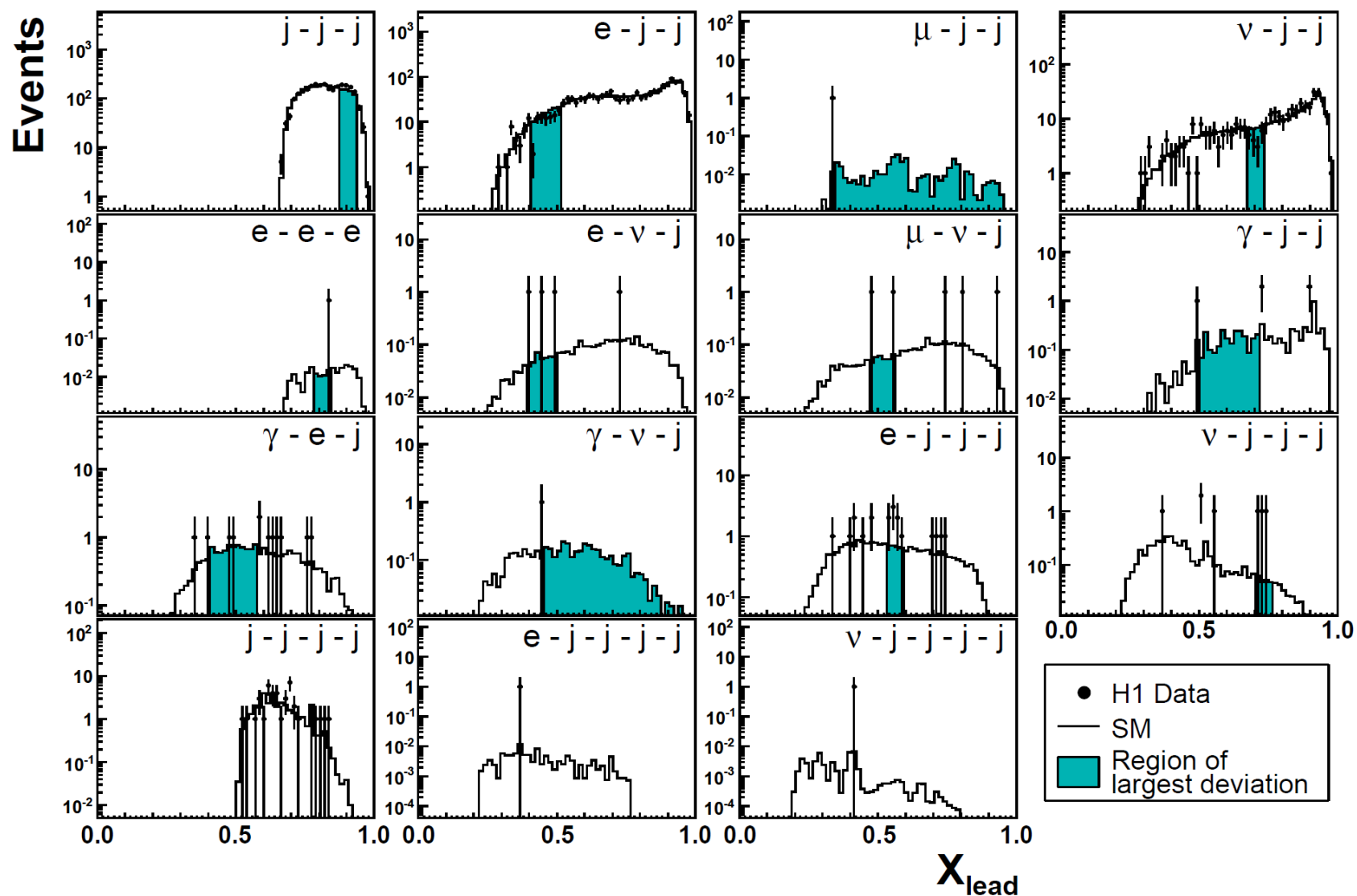


- Defined for two-body channels
- Cosine of polar angle of leading (highest- $P_T$ ) body in cms frame of the bodies
- All distributions scanned and interesting regions defined



- Defined for channels with at least three bodies
- Energy fraction of leading body in cms frame of all bodies
- Sensitive to multi-body decay of new particles (eg. cascade decays)

$$X_{\text{lead}} = \frac{2E_{\text{lead}}^*}{\sum_i E_i^*}$$







- A model independent search for new physics has been performed by H1 on the full HERA data (484 pb<sup>-1</sup>)
- All high- $P_T$  signatures were investigated
- Good overall agreement with the SM is observed in all channels
- Good understanding of detector and physics at HERA for all high- $P_T$  phenomena demonstrated
- One of the broadest range signature searches done at a collider



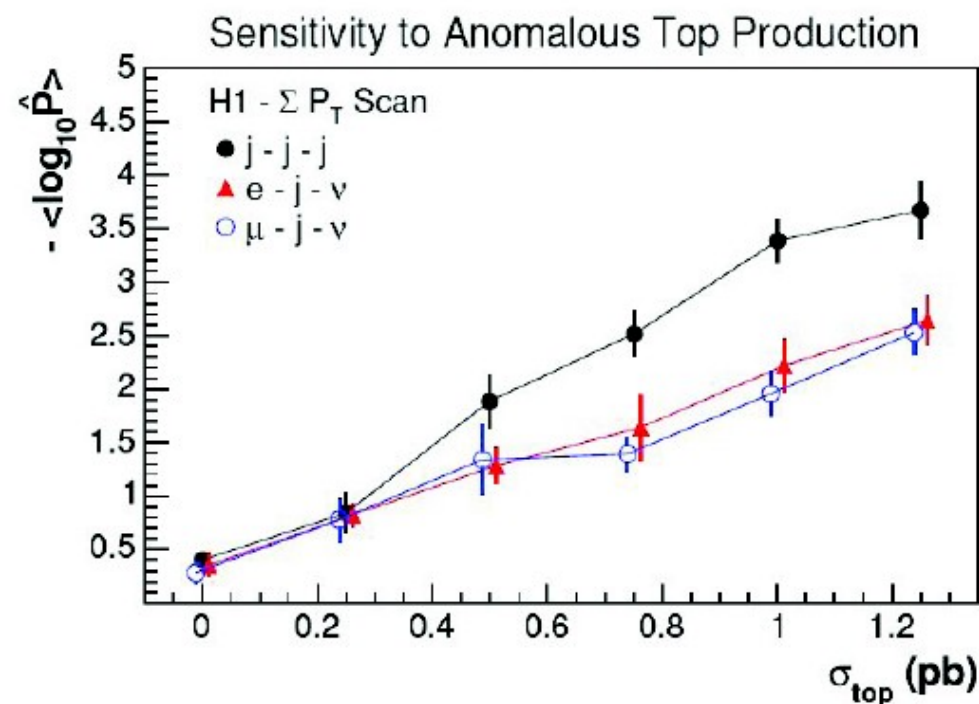
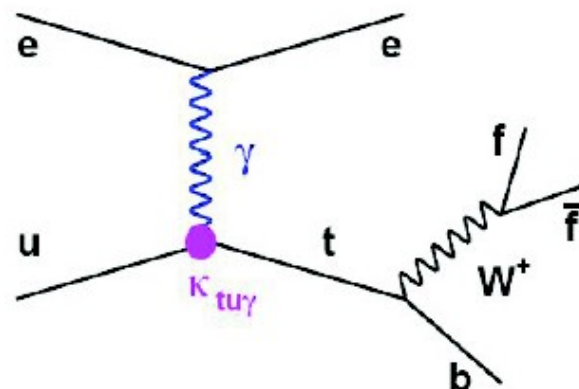
H1 General Search at HERA ( $e^\pm p$ , 463 pb $^{-1}$ )						
Event class	Data	SM	$\hat{P}_{\sum P_T}$	$\hat{P}_{M_{\text{all}}}$	$\hat{P}_{\cos \theta_{\text{lead}}^*}$	$\hat{P}_{X_{\text{lead}}}$
$j$ - $j$	156724	$153278 \pm 27400$	0.57	0.33	0.98	
$e$ - $j$	125900	$127917 \pm 15490$	0.090	0.99	0.40	
$\mu$ - $j$	21	$19.5 \pm 3.0$	0.30	0.46	0.024	
$\nu$ - $j$	11081	$11182 \pm 1165$	0.33	0.31	0.25	
$e$ - $\nu$	16	$21.5 \pm 3.5$	0.13	0.084	0.62	
$e$ - $e$	36	$40.0 \pm 3.7$	0.35	0.041	0.52	
$e$ - $\mu$	19	$21.0 \pm 2.1$	0.46	0.83	0.81	
$\mu$ - $\mu$	18	$17.5 \pm 3.0$	0.31	0.50	0.88	
$\gamma$ - $j$	563	$538 \pm 86$	0.31	0.21	0.77	
$\gamma$ - $e$	619	$648 \pm 62$	0.93	0.99	0.10	
$\gamma$ - $\mu$	0	$0.22 \pm 0.04$	1	1	1	
$\gamma$ - $\nu$	4	$9.6 \pm 2.8$	0.076	0.33	0.22	
$\gamma$ - $\gamma$	1	$1.1 \pm 0.6$	0.66	0.35	0.11	
$j$ - $j$ - $j$	2581	$2520 \pm 725$	0.54	0.65		0.18
$e$ - $j$ - $j$	1394	$1387 \pm 270$	0.0044	0.70		0.28
$\mu$ - $j$ - $j$	1	$0.46 \pm 0.18$	0.12	0.072		0.99
$\nu$ - $j$ - $j$	355	$338 \pm 62$	0.80	0.48		0.62
$e$ - $e$ - $j$	0	$0.31 \pm 0.04$	1	1		1
$e$ - $e$ - $\nu$	0	$0.06 \pm 0.01$	1	1		1
$e$ - $e$ - $e$	1	$0.22 \pm 0.04$	0.15	0.031		0.14
$\mu$ - $\mu$ - $j$	0	$0.16 \pm 0.03$	1	1		1
$e$ - $\mu$ - $\mu$	0	$0.37 \pm 0.07$	1	1		1
$\mu$ - $\mu$ - $\nu$	0	$0.010 \pm 0.005$	1	1		1
$e$ - $\mu$ - $j$	0	$0.16 \pm 0.04$	1	1		1
$e$ - $\nu$ - $j$	4	$3.2 \pm 0.5$	0.24	0.57		0.095
$\mu$ - $\nu$ - $j$	5	$2.8 \pm 0.5$	0.27	0.30		0.35
$e$ - $\mu$ - $\nu$	0	$0.05 \pm 0.01$	1	1		1
$\gamma$ - $j$ - $j$	5	$6.7 \pm 1.3$	0.41	0.25		0.91
$\gamma$ - $e$ - $j$	12	$19.4 \pm 4.0$	0.31	0.28		0.53
$\gamma$ - $\nu$ - $j$	1	$4.5 \pm 1.5$	0.35	0.62		0.47
$e$ - $j$ - $j$ - $j$	19	$22 \pm 6.5$	0.84	0.80		0.14
$\nu$ - $j$ - $j$ - $j$	7	$5.2 \pm 1.4$	0.47	0.39		0.017
$\gamma$ - $\nu$ - $j$ - $j$	0	$0.16 \pm 0.07$	1	1		1
$e$ - $\nu$ - $j$ - $j$	0	$0.15 \pm 0.09$	1	1		1
$\gamma$ - $e$ - $j$ - $j$	0	$0.22 \pm 0.07$	1	1		1
$e$ - $e$ - $\nu$ - $j$	0	$0.10 \pm 0.06$	1	1		1
$e$ - $\mu$ - $\nu$ - $j$	0	$0.08 \pm 0.05$	1	1		1
$j$ - $j$ - $j$ - $j$	40	$33 \pm 13$				
$e$ - $j$ - $j$ - $j$ - $j$	1	$0.13 \pm 0.06$				
$\nu$ - $j$ - $j$ - $j$ - $j$	1	$0.05 \pm 0.02$				
$j$ - $j$ - $j$ - $j$ - $j$	0	$0.14 \pm 0.09$				

➤ Test the sensitivity of the method to new physics

- Anomalous top production via FCNC

➔ A decay  $t \rightarrow bW$  would appear mostly in  $j$ - $j$ - $j$ ,  $e$ - $j$ - $\nu$  and  $\mu$ - $j$ - $\nu$

➔ Evolution of  $-\log_{10} \hat{P}$  as a function of  $\sigma_{\text{top}}$



- In  $j$ - $j$ - $j$ :  $-\log_{10} \hat{P} \sim 2$  for  $\sigma_{\text{top}} = 0.5$  pb

➔ From H1 dedicated analysis in hadronic channel:  $\sigma_{\text{top}} < 0.48$  pb at 95% C.L.

- $-\log_{10} \hat{P} \geq 3$  for  $\sigma_{\text{top}} \sim 1.5$  pb

➤ Sensitivity equivalent or slightly lower than dedicated searches

e-j-j in  $e^\pm p$  data

$\hat{P} < 0.01$ : significant deviation

Region:  $175 < \Sigma P_T < 200$  GeV  
27 obs. /  $11.6 \pm 1.2$

$\hat{P} = 0.0044$

e-e-e in e-p data

1 obs. / low SM expectation

$\hat{P} = 0.0071$

e-e in  $e^+p$  data

$\hat{P} = 0.0035$

Region:  $110 < M_{\text{all}} < 120$  GeV  
5 obs. /  $0.43 \pm 0.04$

Other topologies  
studied elsewhere:

Excited Fermions Analysis  
e- $\gamma$ ,  $\nu$ -j-j, e-j-j, e-e-e,  
e- $\mu$ - $\mu$ , e- $\nu$ ,  $\nu$ - $\gamma$ , e- $\nu$ - $\mu$ , e- $\nu$

Multi-Leptons Analysis  
e-e, e-e-e, e- $\mu$ ,  $\mu$ - $\mu$ , e- $\mu$ - $\mu$

see Multi-Leptons Analysis

Regions showing deviations in HERA-1 now checked in the full data:

$\mu$ -j- $\nu$	now $\hat{P} \sim 0.3$	5 obs. / $2.8 \pm 0.5$ exp.
e-j- $\nu$	now $\hat{P} \sim 0.3$	4 obs. / $3.2 \pm 0.5$ exp.

see Isolated Leptons and  
Single Top Quark Analyses

e-e still interesting

e-j now  $\hat{P} = 0.09$  in  $\Sigma P_T$

visible in inclusive LQ/CI/q~  
Analyses



Define regions (sliding expandable windows in histograms)

Look at all regions with a width  $>$  resolution

Assume Poisson-distributed background  $b_i$  with a Gaussian error  $G$

Form pdf from the histogram by normalising (constant  $A$ ) the distribution

Define **probability**  $p$  to observe  $N_{obs}$  events in regions fluctuating up or down from  $N_b$  predicted background events

$$p = \begin{cases} A \int_0^\infty db G(b; N_b, \delta N_b) \sum_{i=N_{obs}}^\infty \frac{e^{-b} b^i}{i!} & \text{if } N_{obs} \geq N_b \\ A \int_0^\infty db G(b; N_b, \delta N_b) \sum_{i=0}^{N_{obs}} \frac{e^{-b} b^i}{i!} & \text{if } N_{obs} < N_b \end{cases}$$

**Most interesting region** is the one with the minimum  $p_{min}$   
(= largest deviation)

$p_{min} < 0.01 \rightarrow$  significant deviation

Search algorithm looks for region with greatest deviation from SM

Bias towards fluctuations?

Quantify this ...

$\hat{P}$ : Probability to observe a region with  $p < p_{min}$  in a given channel

Calculated with toy experiments based on SM prediction for one channel

$\hat{P}$  = Ratio of toy experiments with  $p_{min}^{toy} < p_{min}^{data}$   
and number of toy experiments

The smaller  $\hat{P}$  the more interesting the channel

Can be used to compare results of different  
channels

The statistical significance of the data can be small,  
leading to small values of  $\hat{P}$

Quantify the expectation for  $\hat{P}$

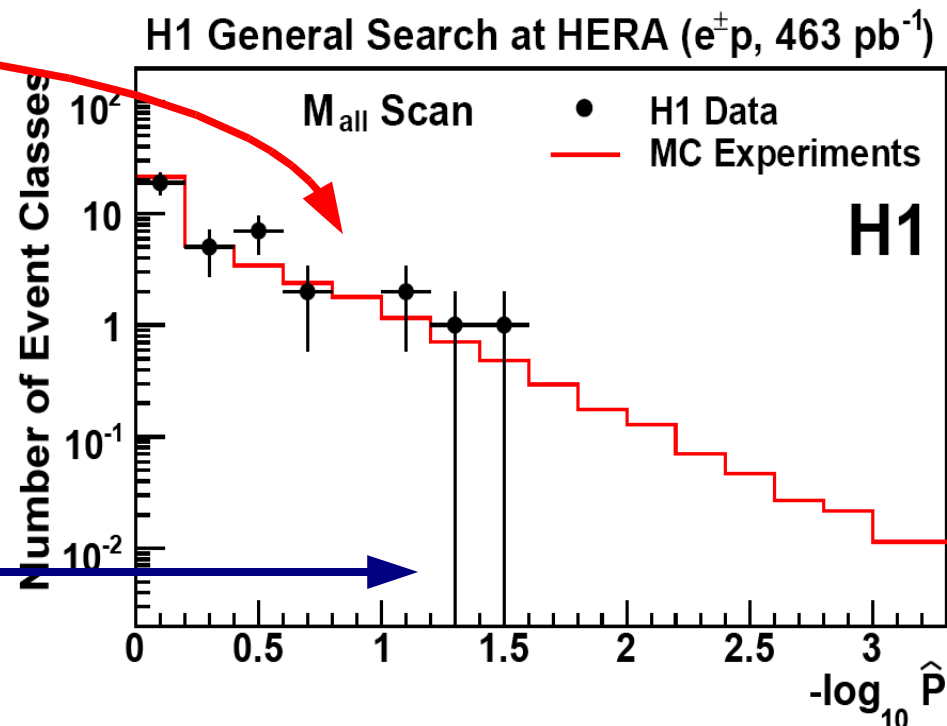
Do many toy experiments based on SM background  
simulating the whole HERA data

Apply the search algorithm

Get a MC prediction for  $\hat{P}$

Now we can look at all  
channels simultaneously,  
comparing them to each  
other and the MC prediction

Most interesting channels  
are on the right of the  
distribution  $-\log_{10} \hat{P}$



Good overall agreement in distributions of topological variables  
Most interesting region still not so interesting ( $p=0.017$  in  $\nu$ -j-j-j)

Further reduce samples to select events with  
Leading body emitted in forward direction  
or with  
Topologies expected for bodies from sequential  
resonance decay

$$\cos\theta_{\text{lead}}^* > 0$$

$$0.75 < X_{\text{lead}} < 0.9$$

**H1 General Search at HERA ( $e^\pm p$ , 463 pb $^{-1}$ )**

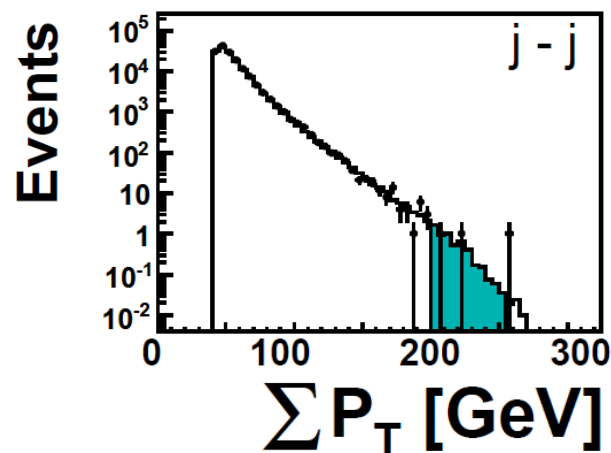
Event class	Selection	Data	SM	$\hat{P}_{\sum P_T}$	$\hat{P}_{M_{\text{all}}}$
$j$ - $j$	$\cos\theta_{\text{lead}}^* > 0$	83155	$82800 \pm 15610$	0.46	0.44
$e$ - $j$	$\cos\theta_{\text{lead}}^* > 0$	6532	$6603 \pm 783$	0.23	0.033
$\nu$ - $j$	$\cos\theta_{\text{lead}}^* > 0$	2177	$2076 \pm 240$	0.61	0.75
$\gamma$ - $j$	$\cos\theta_{\text{lead}}^* > 0$	123	$118 \pm 20$	0.15	0.016
$\gamma$ - $e$	$\cos\theta_{\text{lead}}^* > 0$	227	$260 \pm 25$	0.12	0.19
$j$ - $j$ - $j$	$\cos\theta_{\text{lead}}^* > 0$	1359	$1218 \pm 340$	0.36	0.63
$e$ - $j$ - $j$	$\cos\theta_{\text{lead}}^* > 0$	65	$74 \pm 13$	0.75	0.37
$\nu$ - $j$ - $j$	$\cos\theta_{\text{lead}}^* > 0$	58	$53 \pm 12$	0.62	0.26
$j$ - $j$ - $j$	$0.75 < X_{\text{lead}} < 0.9$	1672	$1658 \pm 482$	0.096	0.40
$e$ - $j$ - $j$	$0.75 < X_{\text{lead}} < 0.9$	419	$419 \pm 81$	0.018	0.07
$\nu$ - $j$ - $j$	$0.75 < X_{\text{lead}} < 0.9$	133	$109 \pm 22$	0.26	0.19

j-j-j also in single  
top analysis  
e-j-j also in kinematic  
scan

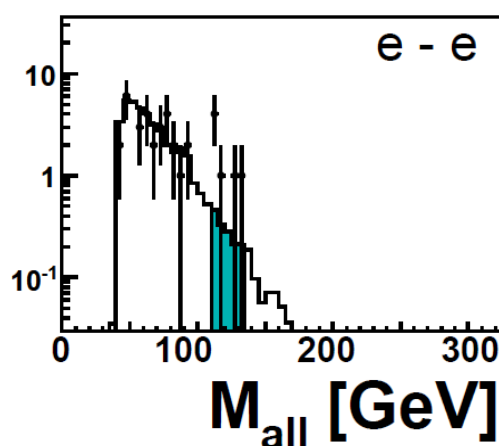
Still good agreement of data and SM in all channels  
Still no region with significant deviation  $p < 0.01$  identified

Look into distributions of typical variables sensitive to BSM signals

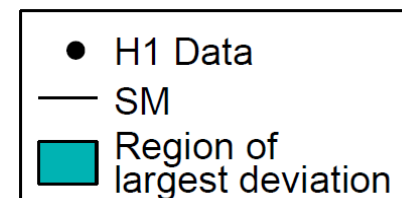
Investigate both **kinematic** ...



Scalar sum of  $P_T$ s of all bodies



Invariant mass of all bodies



Done by eye  
and  
**automatically**

... and **topological** properties of signatures

**Cosine of polar angle**  
(2 bodies) or  
**energy fraction**  
( $> 3$  bodies) of leading  
(highest  $P_T$ ) body in cms  
frame of all bodies

