



$F_2^{b\bar{b}}$ measurement at ZEUS



DIS 2010
<http://www.fi.infn.it/dis10>

XVIII INTERNATIONAL WORKSHOP ON DEEP INELASTIC SCATTERING AND RELATED SUBJECTS

19-23 April 2010, Convitto della Calza, Firenze


INTERNATIONAL ADVISORY COMMITTEE

Aharon Levy, Tel Aviv (chair)	Rolf-Dieter Heuer, CERN	Wesley Smith, Wisconsin
Guido Altarelli, CERN	Robert Klanner, Hamburg	Frank Sciulli, Columbia
Violette Brisson, Orsay	Max Klein, Liverpool	James Stirling, Durham
Dusan Branko, Slowak Acad.	Lev Lipatov, St. Petersburg	Juan Ternon, Madrid
Allen Caldwell, Munich	Pierre Marage, Brussel	Katsuo Tokushuko, KEK
Giulia D'Agostini, Roma	Joachim Mnich, DESY	Steven Vigdor, BNL
John Dainton, Liverpool	Hugh Montgomery, JLAB	Albrecht Wagner, DESY
Andrzej Eskreys, Krakow	Rosario Nania, Bologna	Matthew Wing, UCL
Joel Feltesse, Saclay	Jose Repond, Argonne	Gunter Wolf, DESY

FROM DIS TO LHC
Structure Functions
Diffraction and Vector Mesons
Electroweak and Searches
Hadronic Final States
Heavy Flavours
Spin Physics
Future of DIS

ORGANIZING COMMITTEE
Giuseppe Barbagli
Dimitri Colferai
Elisabetta Gallo (chair)
Massimiliano Grazzini
Elisabetta Greco (secretary)
Marta Ruspa

Philipp Roloff
(DESY & University of Hamburg)



**XVIII International Workshop on
Deep-Inelastic Scattering and
Related Subjects**

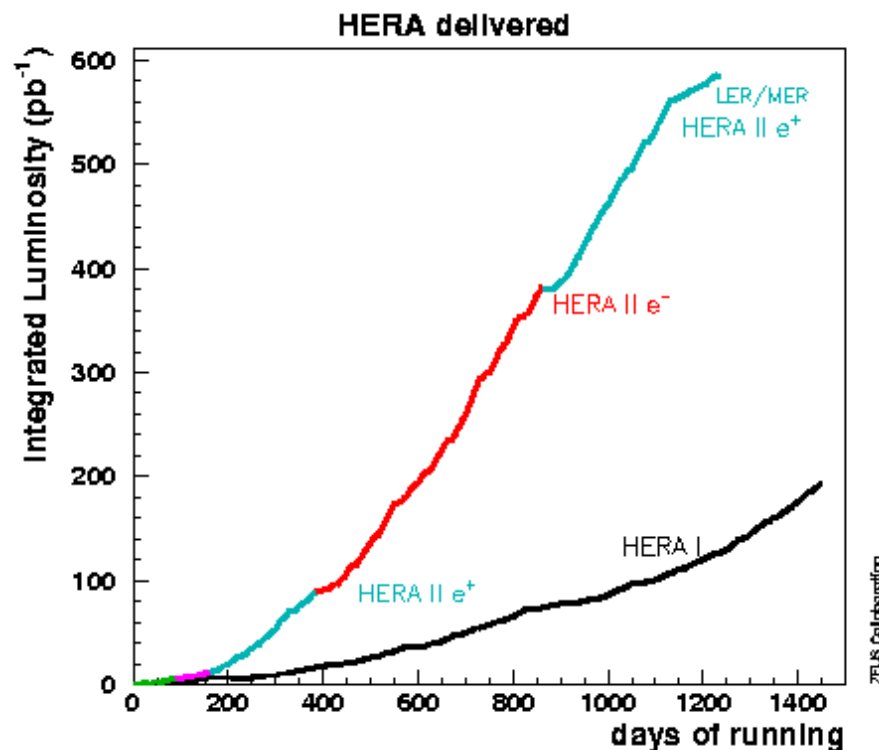
DIS 2010, 19-23 April 2010, Florence

Outline

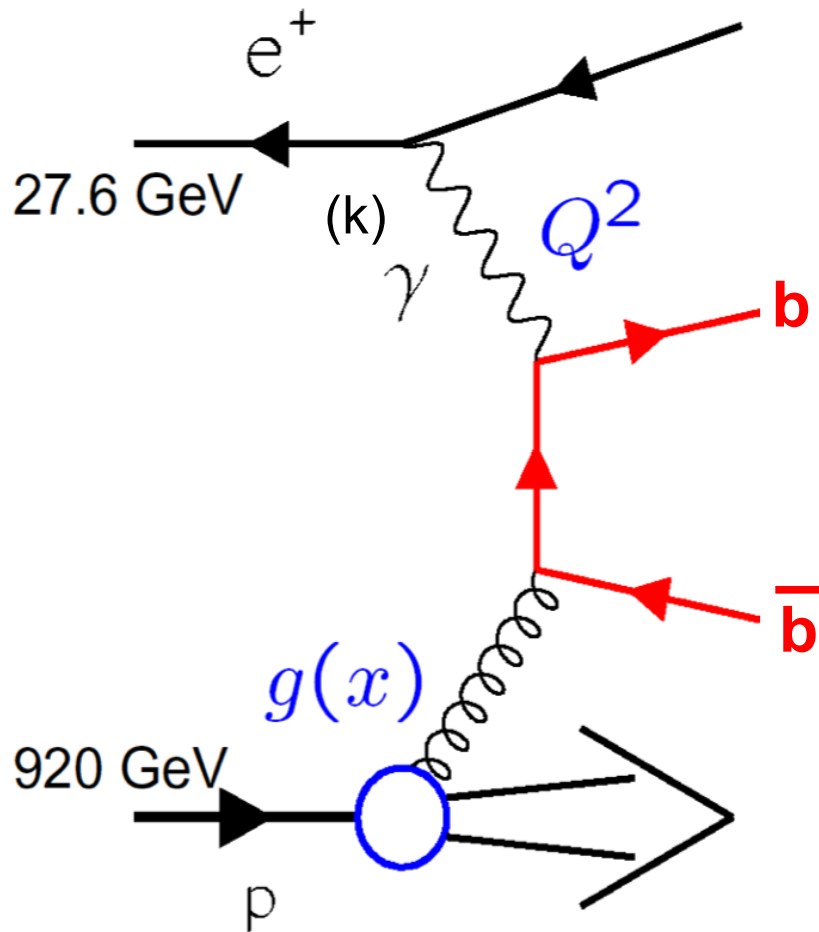
This talk:

Two measurements of beauty production in DIS at HERA:

- $F_2^{b\bar{b}}$ using events with a muon and a jet (DESY 10-047)
→ Full HERA I dataset
- (Double) differential cross sections using inclusive secondary vertices (ZEUS-prel-10-004)
→ Full HERA II dataset



Beauty production at HERA



- Dominant process for beauty production in DIS ($Q^2 > \text{a few GeV}^2$): **Boson-Gluon-Fusion (BGF)**

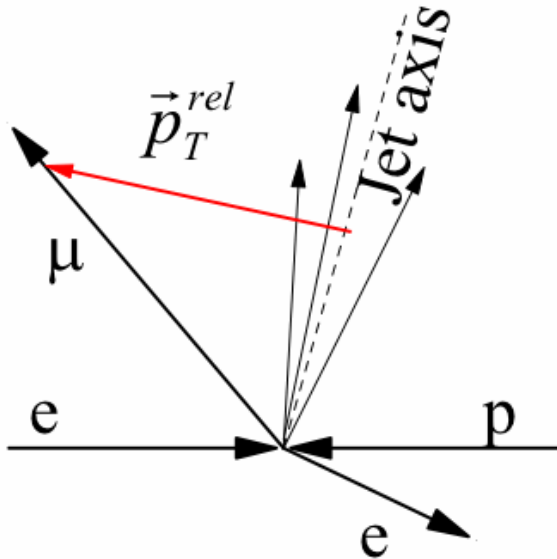
- Multiple hard scales: $\mu^2 = m_b^2, p_b^2, Q^2$

- Mass effects are relevant in a large part of the phase space accessible at HERA

- The double differential cross section for the production of open beauty can be written as:

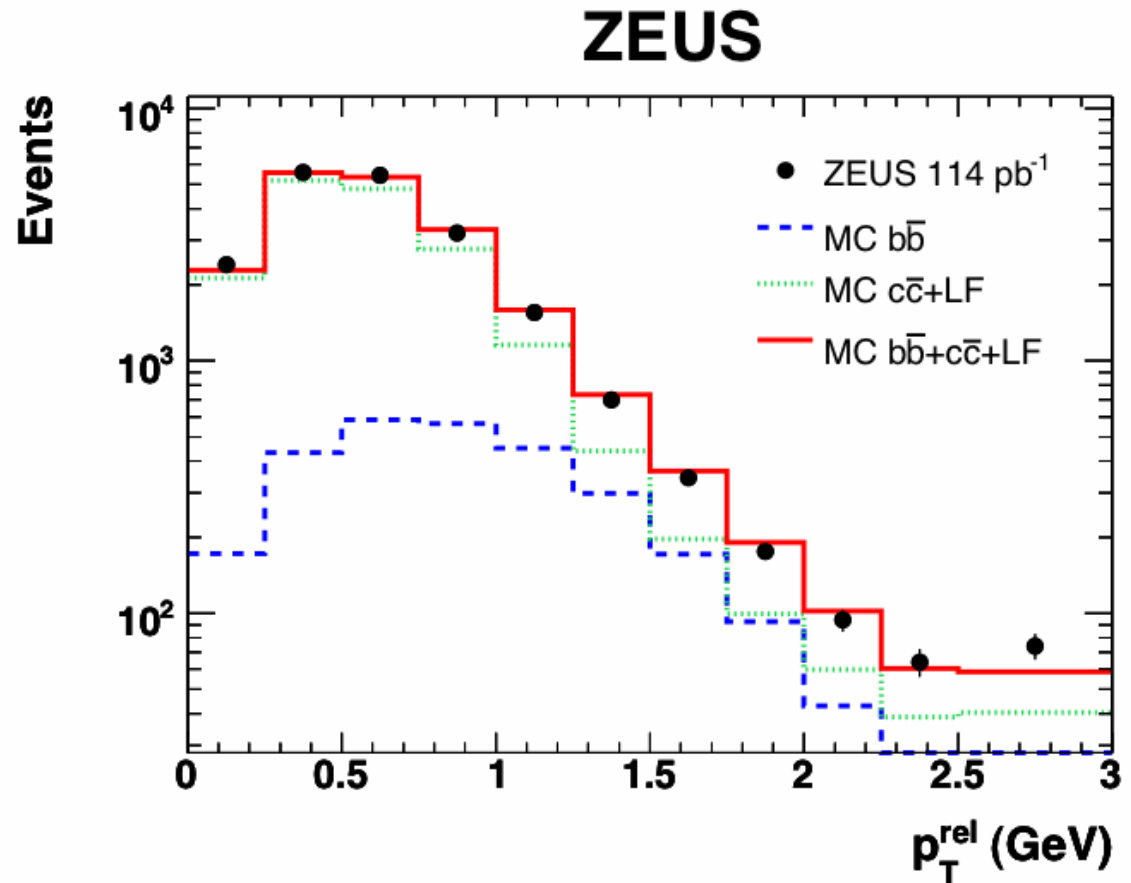
$$\frac{d^2\sigma^{b\bar{b}}}{dx dQ^2} = \frac{2\pi\alpha^2}{Q^4 x} \left([1 + (1-y)^2] F_2^{b\bar{b}}(x, Q^2) - y^2 F_L^{b\bar{b}}(x, Q^2) \right)$$

Beauty identification using the p_T^{rel} method (HERA I)



- p_T^{rel} : the muon momentum component transverse to the jet axis

- The p_T^{rel} spectrum is harder for **beauty** than for charm or light flavours → statistical separation using MC templates



Control distributions

- Kinematic range:

$$Q^2 > 2 \text{ GeV}^2$$

$$0.05 < y < 0.7$$

$$p_T^\mu > 1.5 \text{ GeV}$$

$$\eta^\mu > -1.6$$

$$E_{T}^{\text{jet,lab}} > 5 \text{ GeV}$$

$$-2.0 < \eta^{\text{jet}} < 2.5$$

- Data sample: 114 pb⁻¹
HERA I (1996 - 2000)

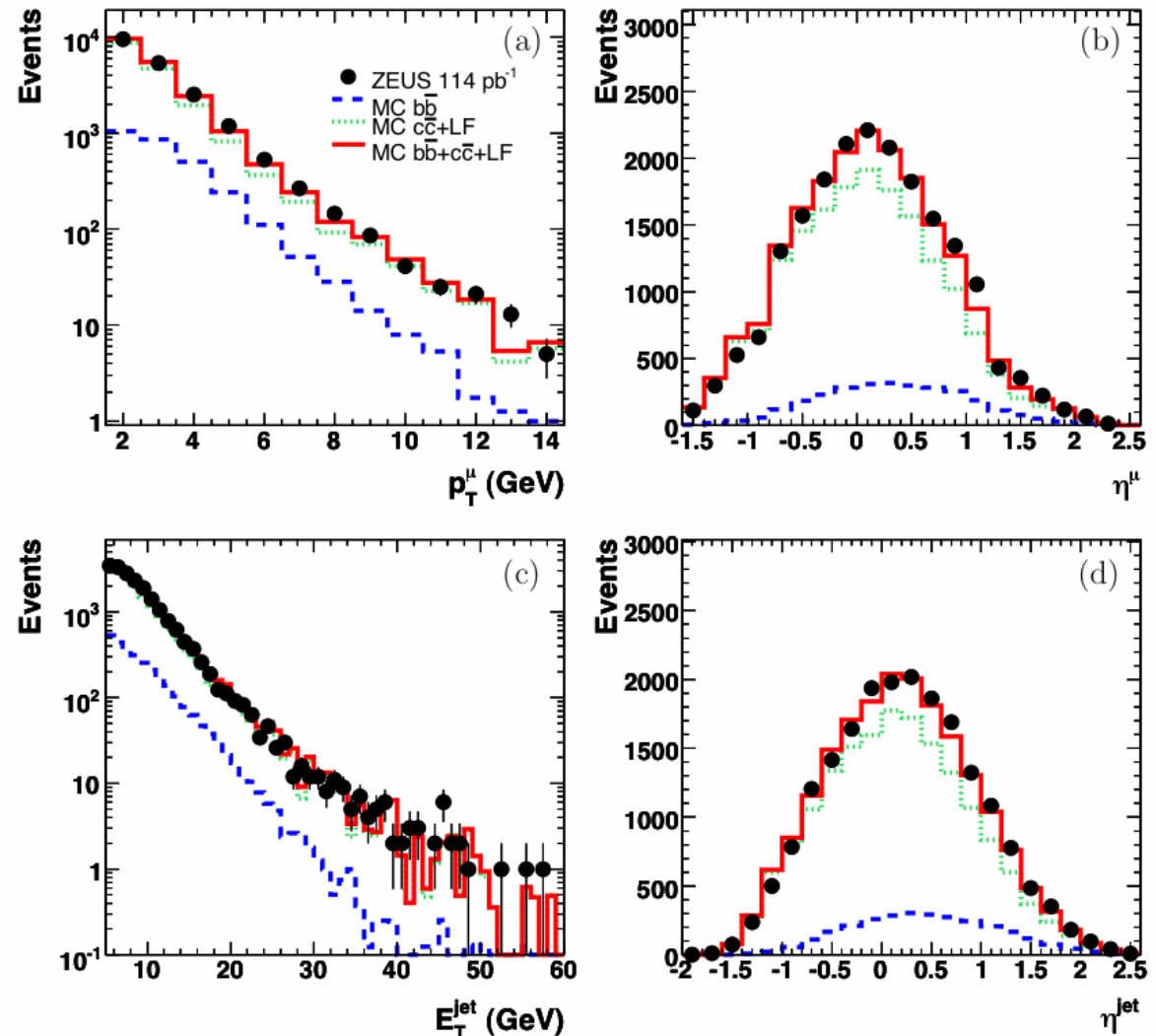
- ZEUS 114 pb⁻¹

- MC $b\bar{b}$

- MC $c\bar{c} + \text{LF}$

- MC $b\bar{b} + c\bar{c} + \text{LF}$

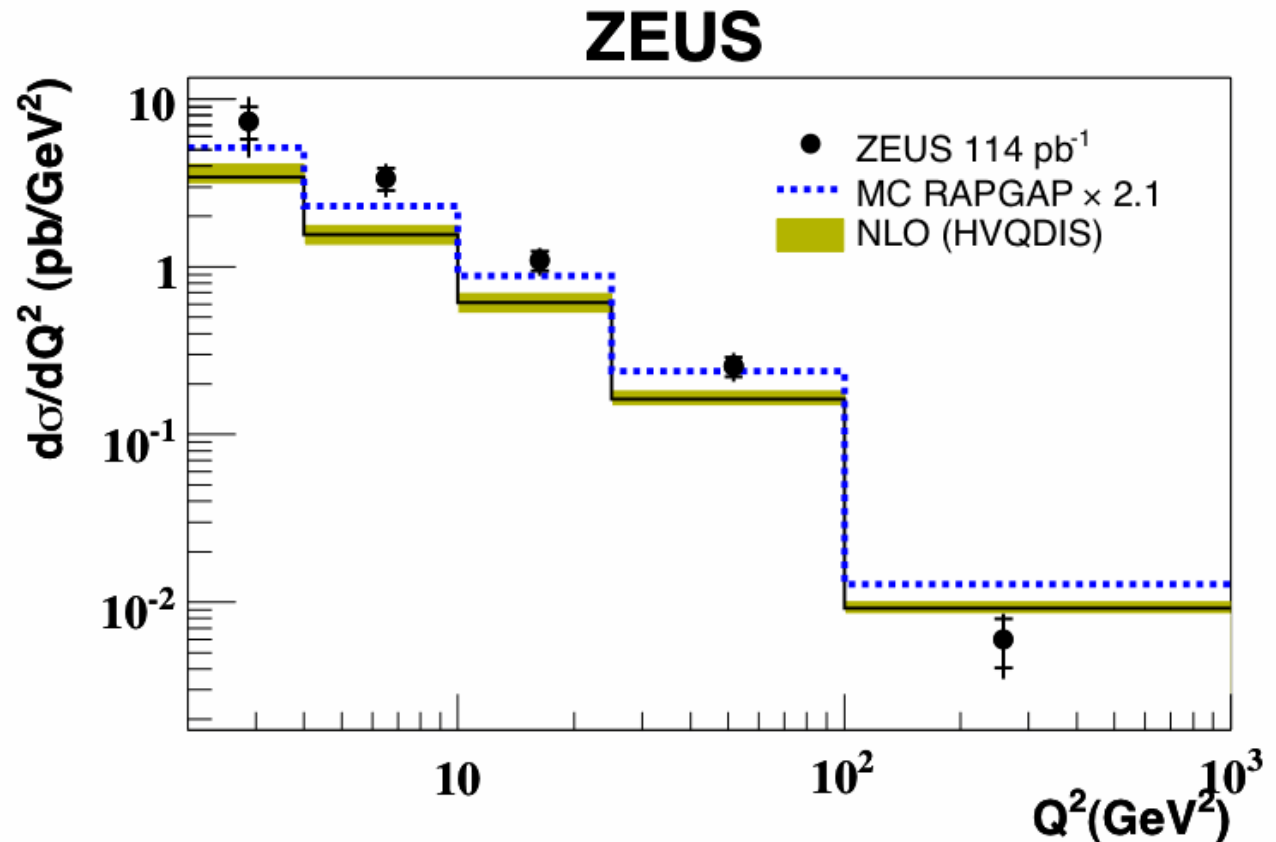
ZEUS



Cross sections: Q^2

- The **low Q^2 region** can only be measured at HERA I

- The HVQDIS NLO prediction (FFNS) and the RAPGAP LO+PS MC describe the shape of the data reasonably well



- ZEUS 114 pb⁻¹
- MC RAPGAP × 2.1
- NLO (HVQDIS)

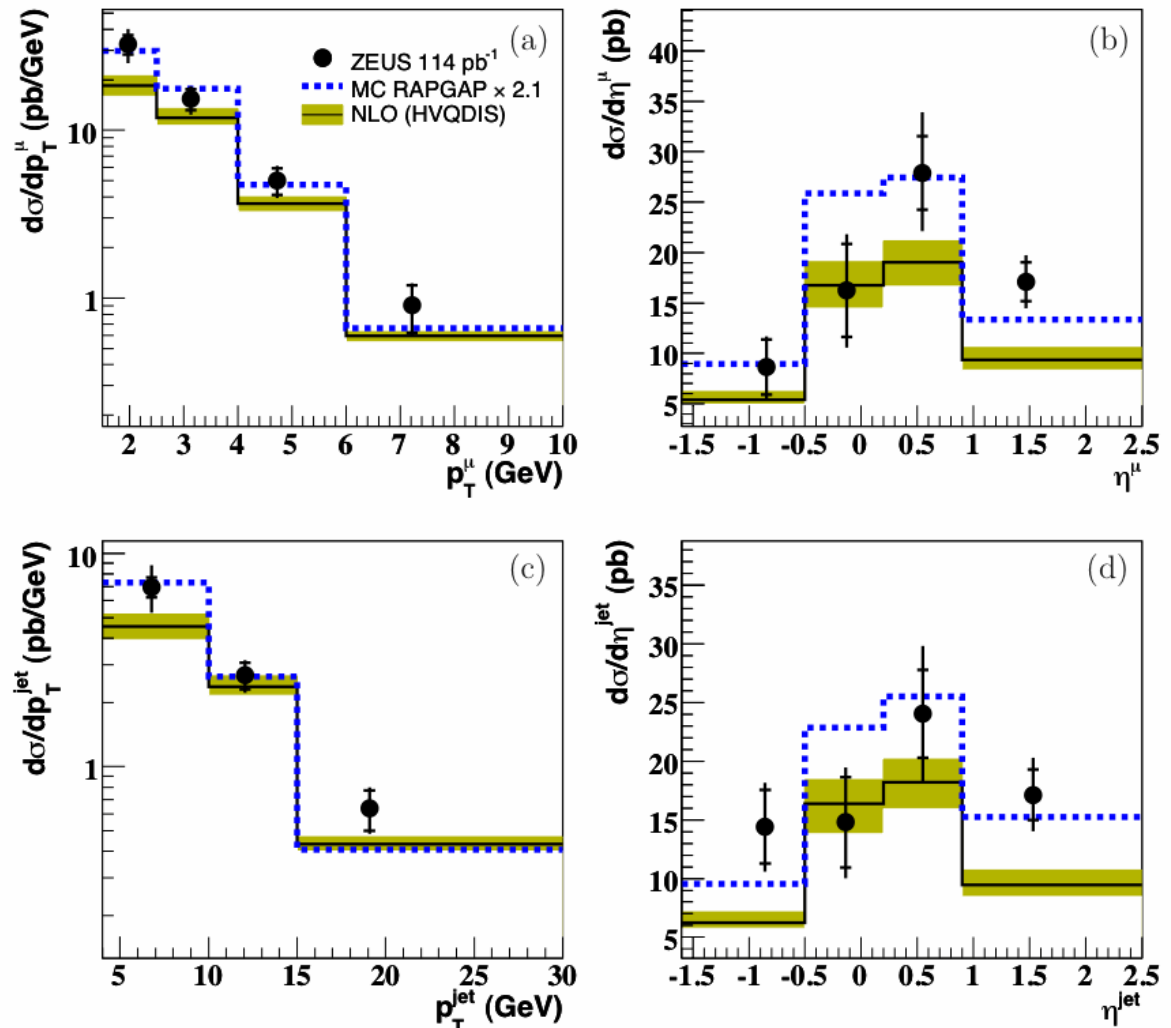
Cross sections: p_T and η

- The HVQDIS NLO prediction (FFNS) and the RAPGAP LO+PS MC describe the shape of the data reasonably well

- In the low Q^2 , and therefore low p_T , region HVQDIS tends to underestimate the data

● ZEUS 114 pb⁻¹
●●● MC RAPGAP $\times 2.1$
■ NLO (HVQDIS)

ZEUS



Extraction of $F_2^{b\bar{b}}$

Extrapolation needed:

$$F_{2,meas}^b(x_i, Q_i^2) = \frac{\sigma_{meas,i}}{\sigma_{theo,i}} \times F_{2,theo}^b(x_i, Q_i^2)$$

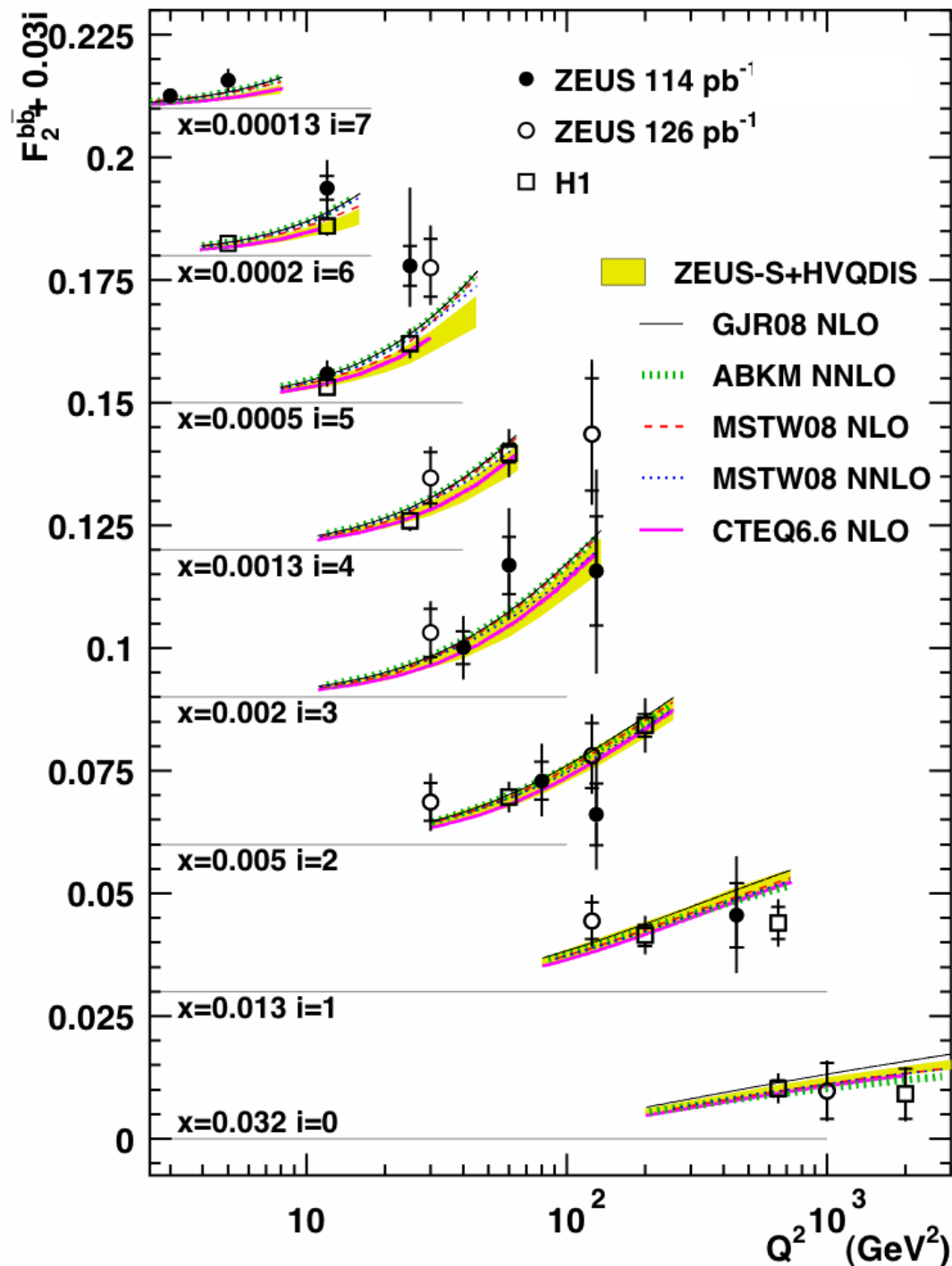
Measured cross section in bin i

Calculated using HVQDIS (FFNS)

Calculated at NLO in FFNS

$F_L^{b\bar{b}}$ small in the measured Q^2 and x ranges \rightarrow neglected

ZEUS

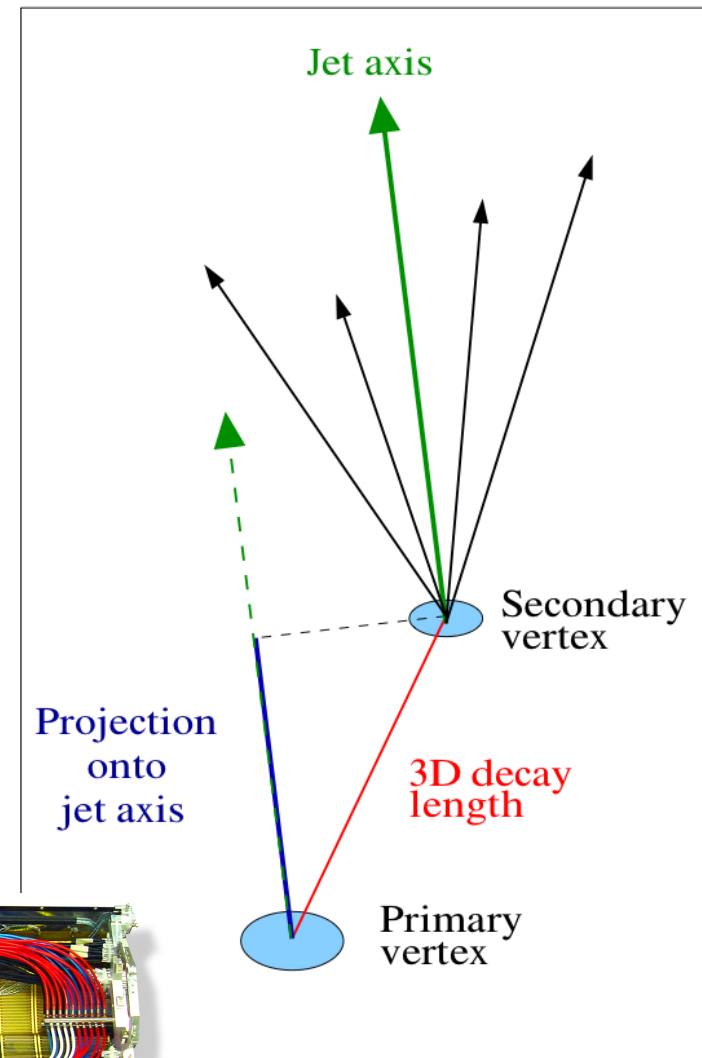


$F_2^{b\bar{b}}$ as a function of Q^2

- The data are all compatible
- At low x the ZEUS data are slightly above H1
- QCD predictions in **FFNS** (ZEUS-S+HVQDIS, GJR08, ABKM NNLO) and the **GM-VFNS** (MSTW08 NLO, MSTW08 NNLO, CTEQ6.6) are shown
- At low Q^2 and x HVQDIS is somewhat lower than the ZEUS data, at higher Q^2 the data are described by all predictions

Beauty measurements using secondary vertices (HERA II)

- During the HERA II period ZEUS was equipped with a silicon Micro Vertex Detector (MVD)
→ Allows the reconstruction of charm and beauty decay vertices
- Procedure:
 - Associate tracks with $p_T > 500$ MeV to jets and fit secondary vertices in 3D
 - Calculate the 2D decay length L_{xy} and project onto the jet axis



BOTTOM MICRO VERTEX DETECTOR

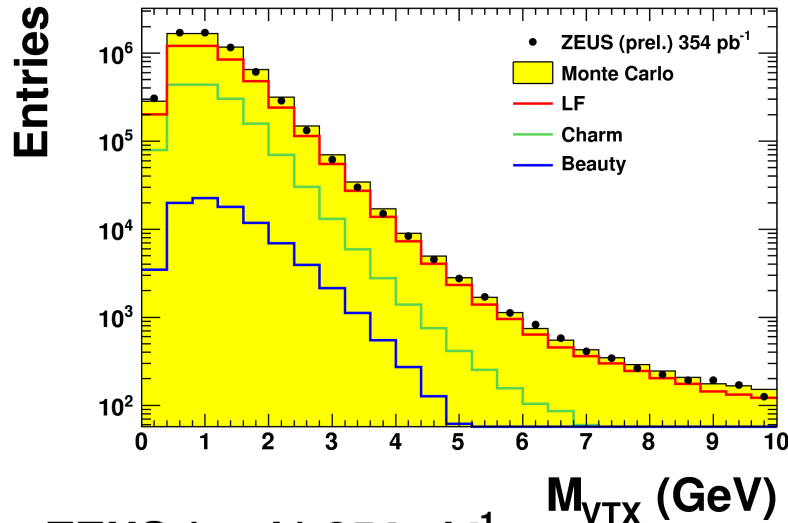
Discriminating variables

Discriminating variables:

- Vertex mass

- Significance $S = L_{XY}/\sigma(L_{XY})$

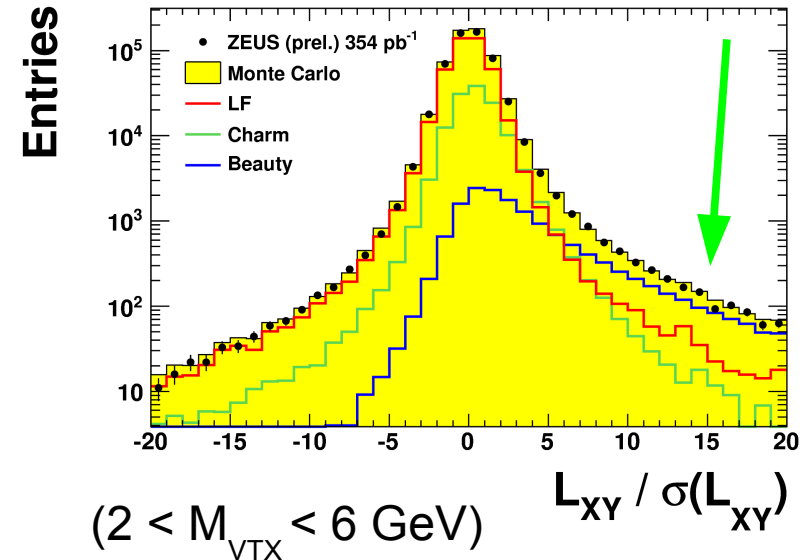
ZEUS



- ZEUS (prel.) 354 pb⁻¹

Monte Carlo
LF
Charm
Beauty

ZEUS



→ Beauty dominant at high mass and high significance

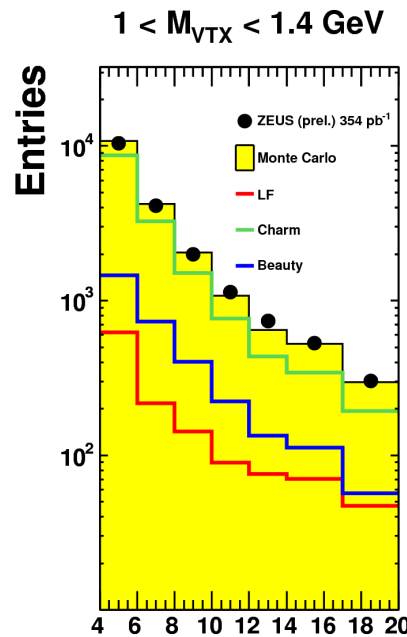
Beauty extraction

- The beauty fraction is extracted using a fit to the mirrored significance in bins of the vertex mass using MC templates

- The overall normalisation is fixed using the unmirrored distributions

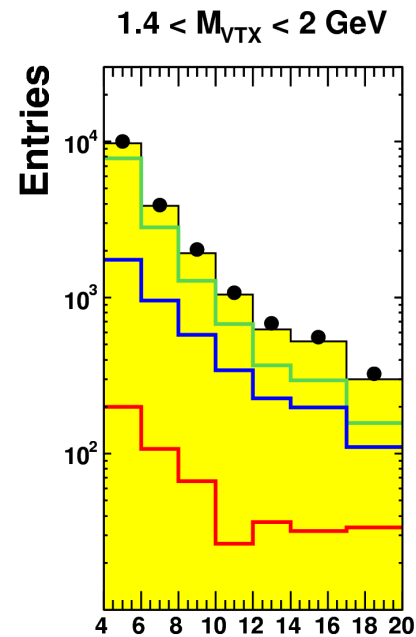
- ZEUS (prel.) 354 pb⁻¹
- Monte Carlo
- LF
- Charm
- Beauty

ZEUS



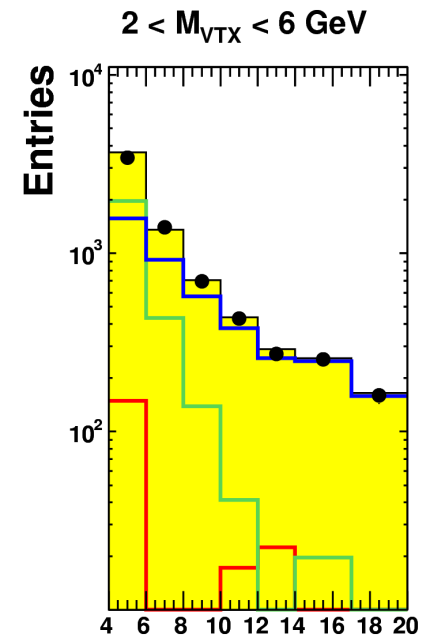
S⁺ - S⁻

Charm dominant



S⁺ - S⁻

Beauty dominant



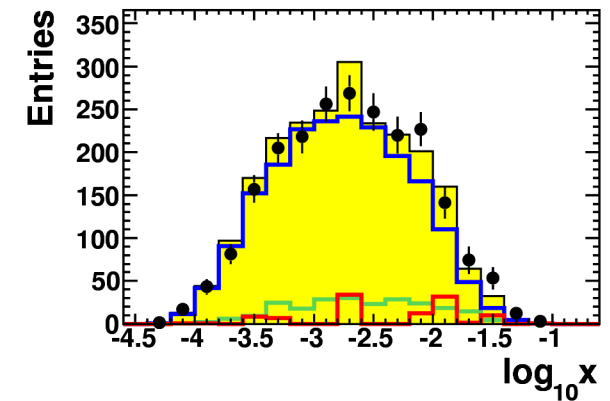
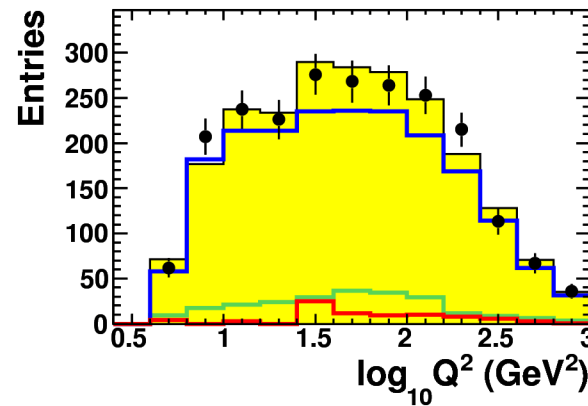
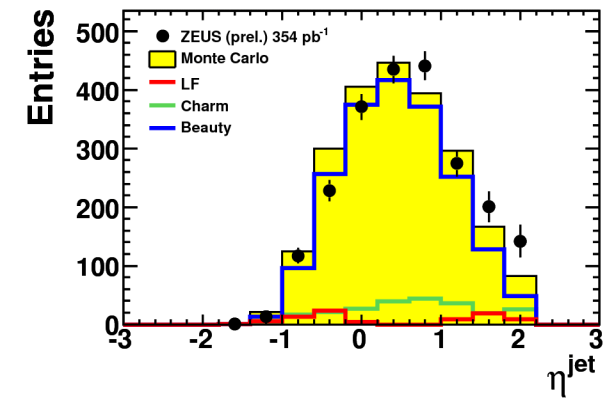
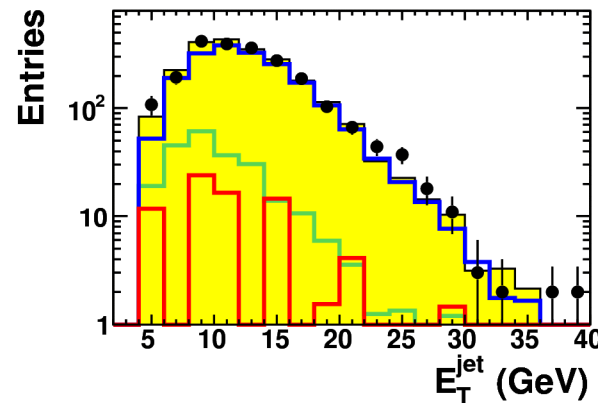
S⁺ - S⁻

Control plots in the beauty enriched region

ZEUS

It is possible to obtain an almost pure beauty sample:

- $M_{VTX} > 2 \text{ GeV}$
- $S^+ - S^- > 8$



- ZEUS (prel.) 354 pb⁻¹
- Monte Carlo
- LF
- Charm
- Beauty

Cross sections: E_T^{jet} and η^{jet}

- Kinematic

range:

$$5 < Q^2 < 1000 \text{ GeV}^2$$

$$0.02 < y < 0.7$$

$$E_T^{\text{jet,lab}} > 5 \text{ GeV}$$

$$-1.6 < \eta^{\text{jet}} < 2.2$$

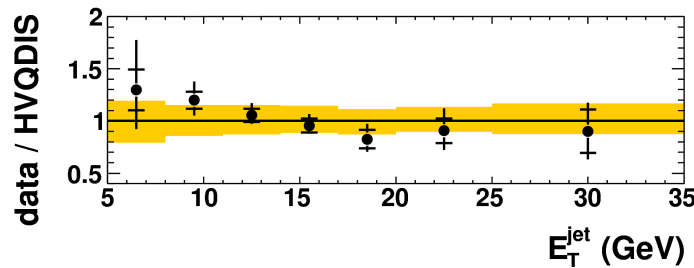
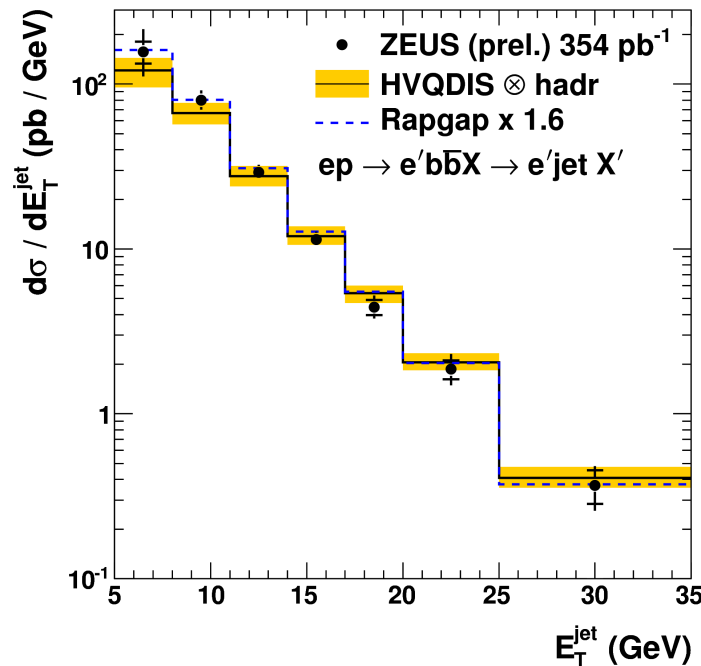
- Data sample:

354 pb⁻¹

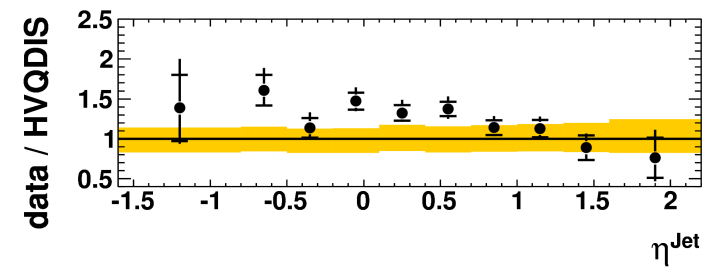
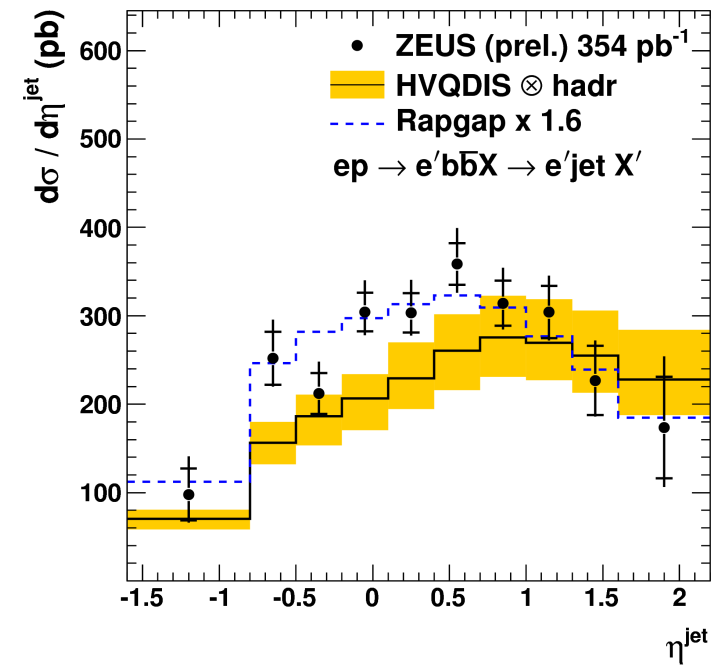
HERA II

(2004 – 2007)

ZEUS



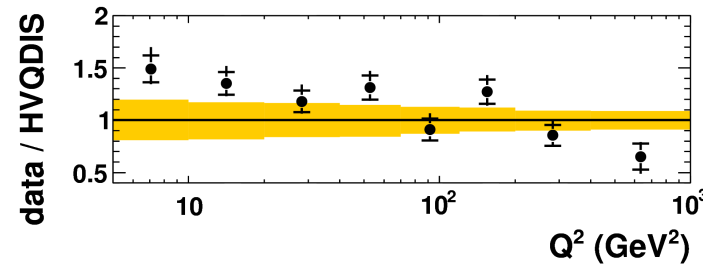
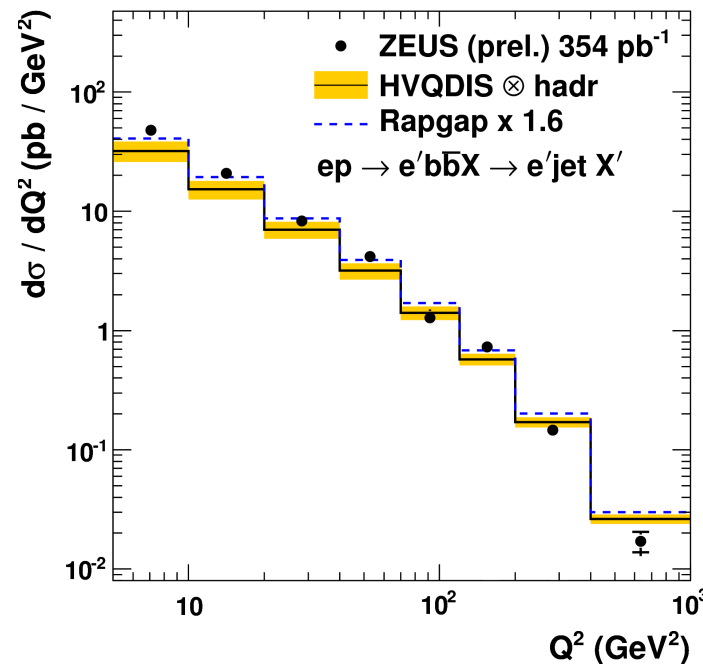
ZEUS



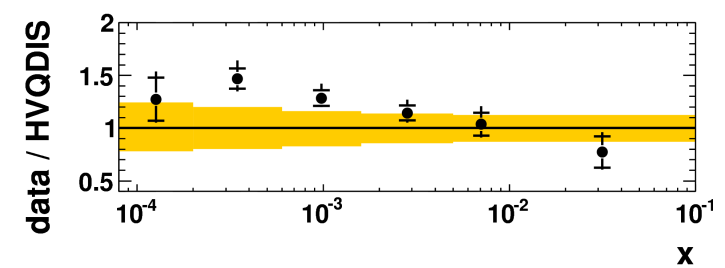
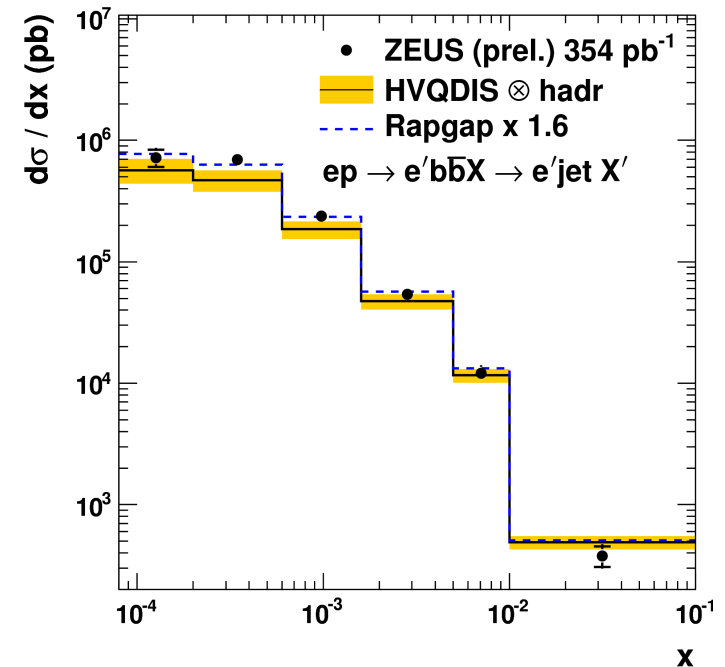
Cross sections: Q^2 and x

- The shapes of the data are described by HVQDIS and the Rapgap MC program
- The data are typically 20-30% above the HVQDIS NLO QCD prediction

ZEUS



ZEUS



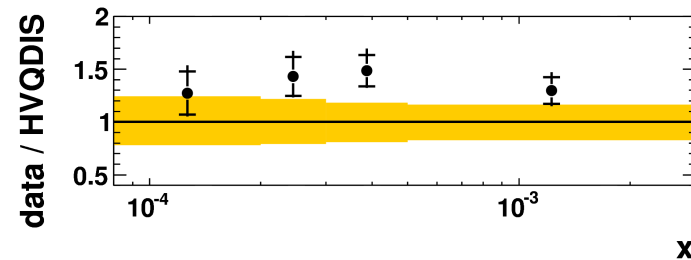
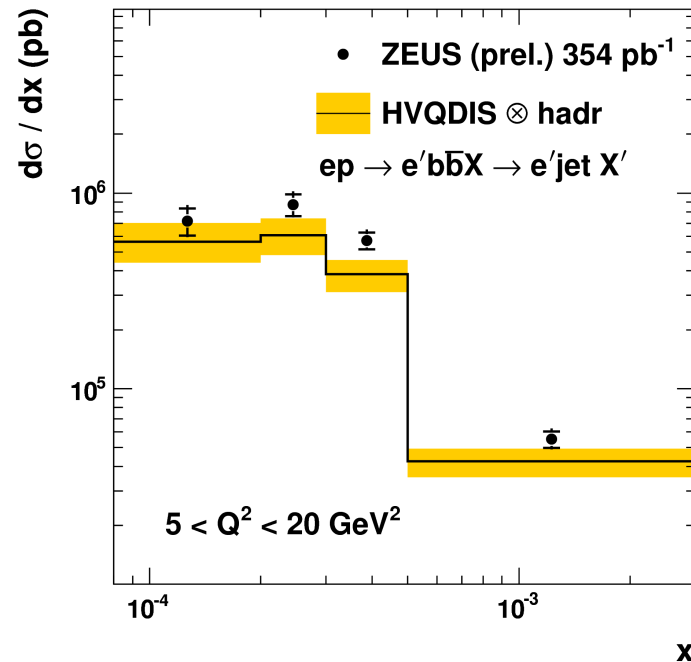
Towards $F_2^{b\bar{b}}$: $d\sigma/dx$ in bins of Q^2

Extraction of $F_2^{b\bar{b}}$

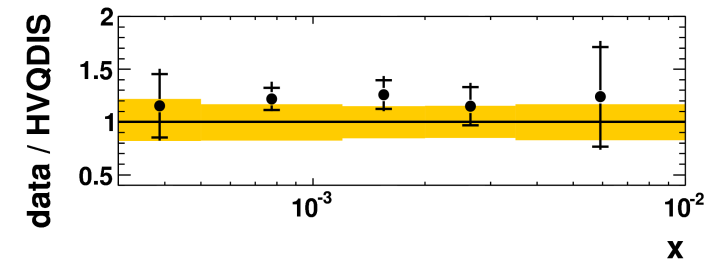
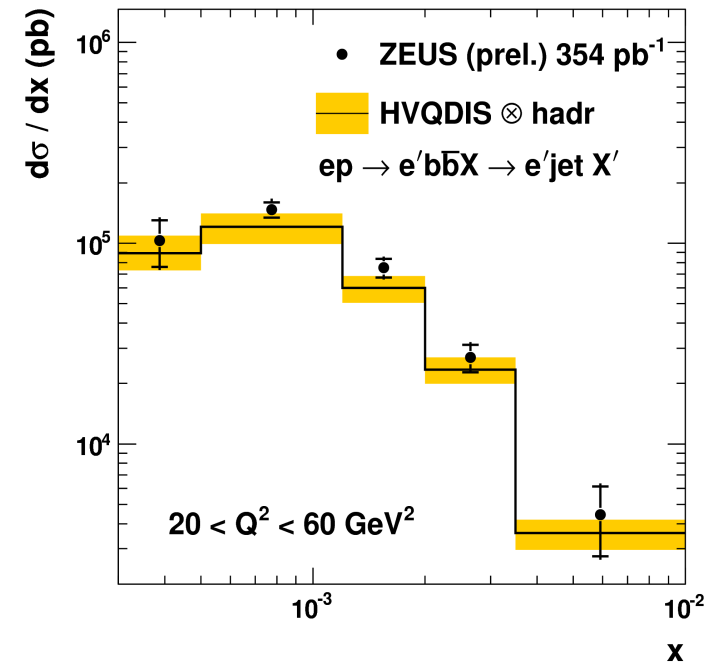
imminent

→ Precision will
improve dramatically
compared to HERA I

ZEUS

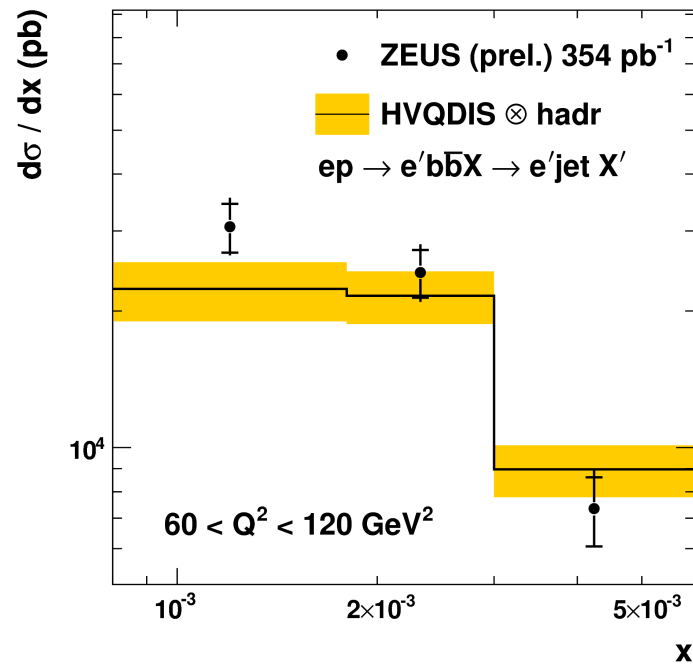


ZEUS

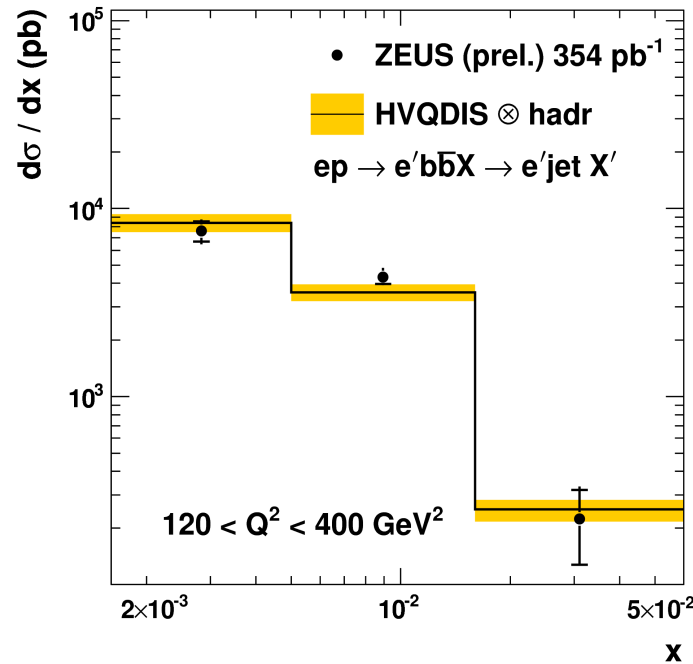


$d\sigma/dx$ in bins of Q^2

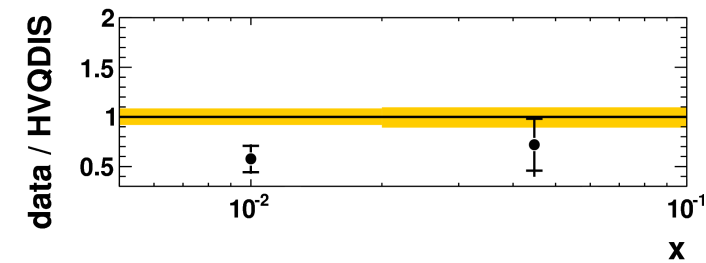
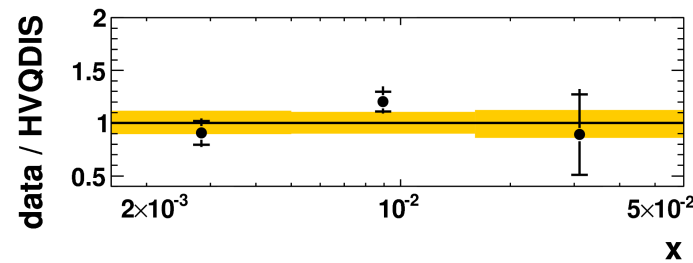
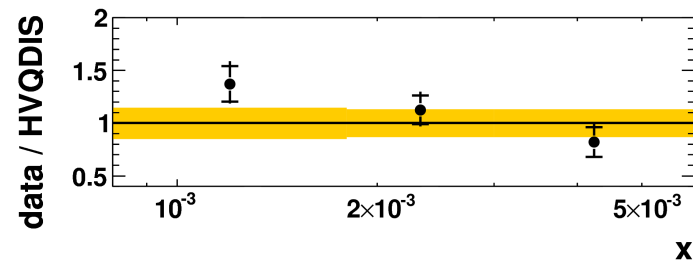
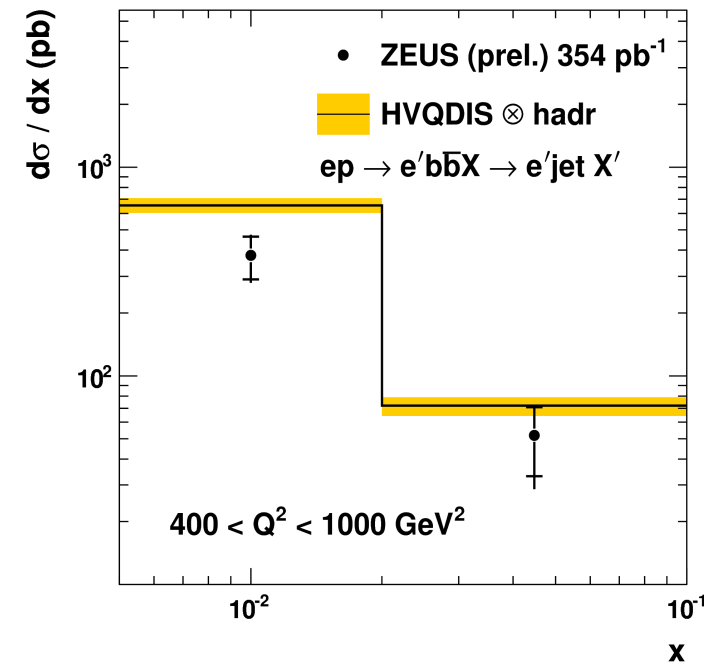
ZEUS



ZEUS



ZEUS



Summary and outlook

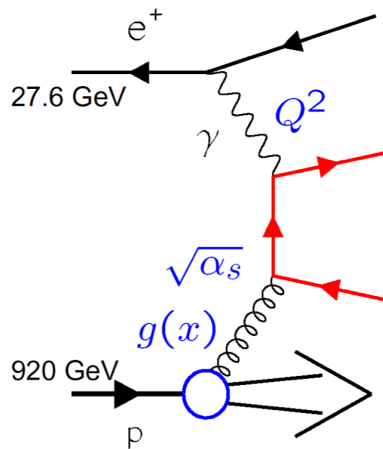
- Beauty production has been measured using events with a jet and a muon and using secondary vertices associated to jets
- Single and double differential cross sections are in reasonable agreement with predictions from HVQDIS
- $F_2^{b\bar{b}}$ was extracted for in the jet+muon analysis and is in agreement with previous measurements
- The precision on $F_2^{b\bar{b}}$ will improve using the secondary vertex measurement

pQCD Treatment of (charm and) beauty production in DIS

Massive, FFNS:

c and b produced dynamically
(not part of proton or photon)

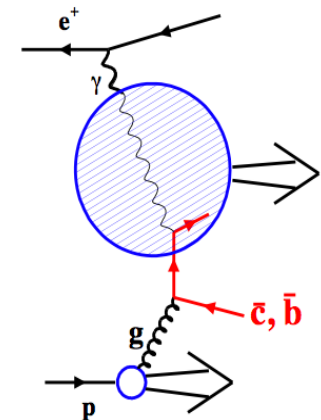
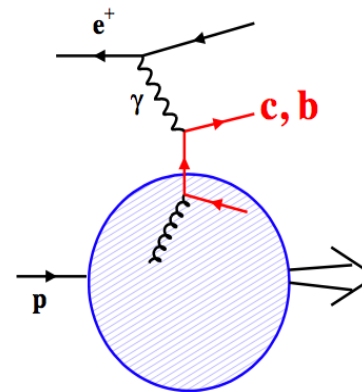
- c, b massive
- Neglects $[\alpha_s \ln(\mu^2 / m^2)]^n$
- Valid at threshold



Massless, ZM-VFNS:

c and b massless partons in proton and photon

- c, b massless
- Resums $[\alpha_s \ln(\mu^2 / m^2)]^n$
- Valid for $\mu^2 \gg m^2$



Variable Flavour Number Scheme, (GM)-VFNS:

Interpolates / matches between both approaches

- **Massive at low Q^2 , massless at high Q^2**

HVQDIS parameters

- **FFNS version of ZEUS-S** Fit (varied within errors)
- $m_b = 4.75 \text{ GeV}$ (4.5 – 5.0 GeV)
- $\mu_R = \frac{1}{2} (m_b^2 + p_T^2 + Q^2)^{1/2}$ (changed by 0.5 and 2)
- $\mu_F = \frac{1}{2} (m_b^2 + p_T^2 + Q^2)^{1/2}$ (changed by 0.5 and 2)
- Hadronisation corrections obtained using RAPGAP

Only HERA I analysis:

- Peterson fragmentation with $\varepsilon = 0.0035$
- Semileptonic decay spectrum for beauty hadrons taken from JETSET