




Measurement of $D^{*\pm}$ Meson Production and Determination of F_2^{cc} at low Q^2 in Deep-Inelastic Scattering at HERA

Eur.Phys.J.C71:1769,2011.



- Introduction
- D^* meson cross sections
- F_2^{cc}
- Conclusions

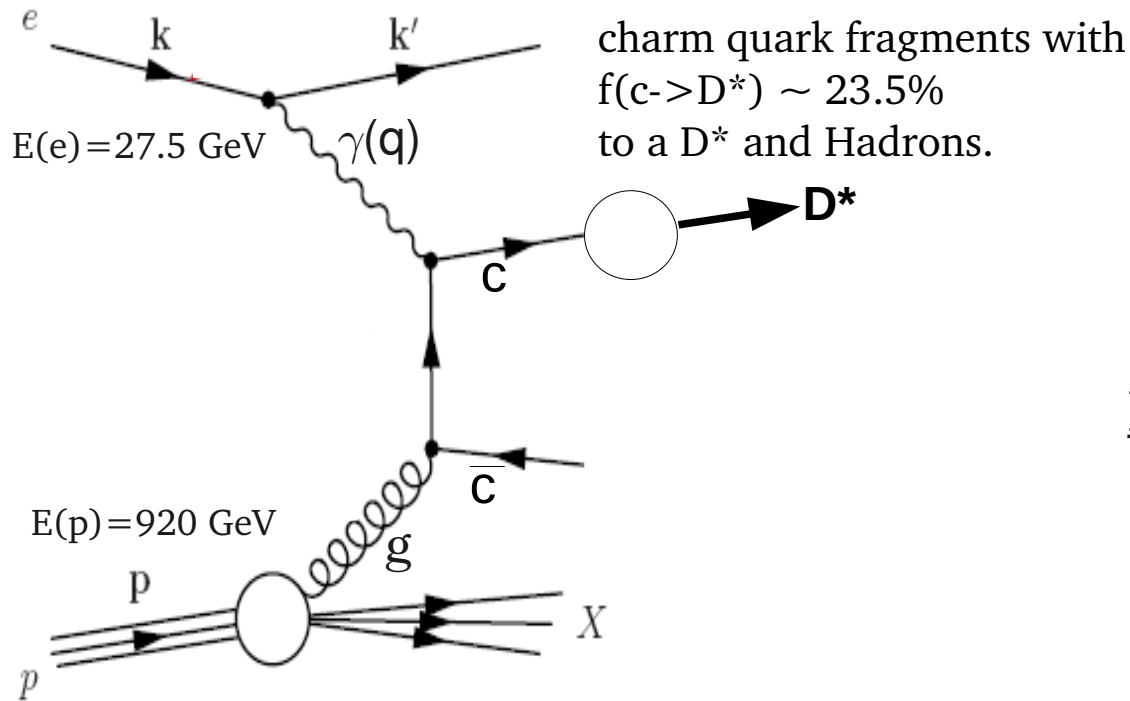
Eva Hennekemper (KIP, Universität Heidelberg)
on behalf of the H1 collaboration

XX International Workshop on Deep-Inelastic Scattering and Related Subjects
March 26-30,2012, Bonn, Germany



D* Production

charm quarks predominantly
produced in **boson gluon fusion**:



Event Kinematics: $\sqrt{s} = 320 \text{ GeV}$

Photon virtuality: $Q^2 = -q^2 = -(k - k')^2$

Inelasticity: $y = (q \cdot p) / (k \cdot p)$

Bjorken x: $x = Q^2 / 2(p \cdot q)$

Kinematic variables of the D^* :

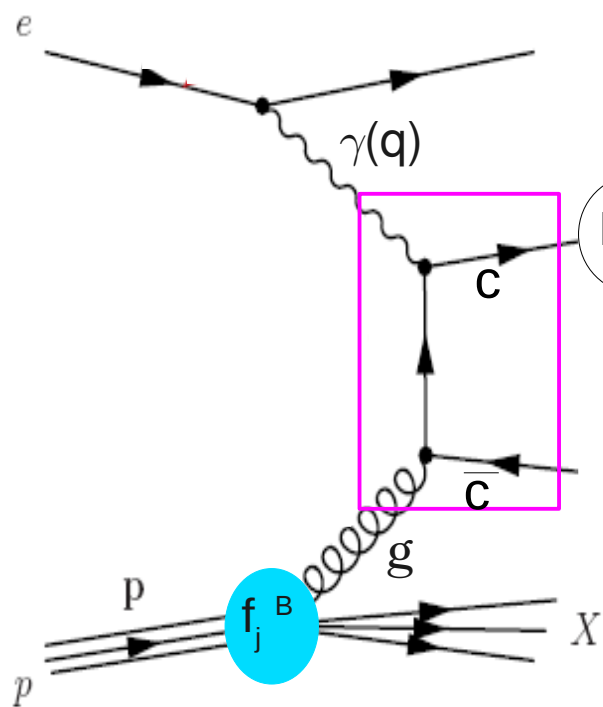
Transverse momentum: $p_T(D^*)$

Transverse momentum in γp frame: $p_T^*(D^*)$

Pseudorapidity: $\eta(D^*) = -\ln(\tan \theta/2)$

D^* Elasticity: $z(D^*) = \frac{p(p) \cdot p(D^*)}{p(p) \cdot q}$

QCD Models and MC Simulation



D^* Xsection can be calculated via a Factorisation ansatz:

$$d\sigma_{D^*} = \sum_{ijk} f_j^B(x_2, \mu_f) \otimes d\sigma_{ij \rightarrow kX}(\mu_f) \otimes D_k^H(z, \mu_f)$$

Parton density
functions
(from global fits)

Matrix element

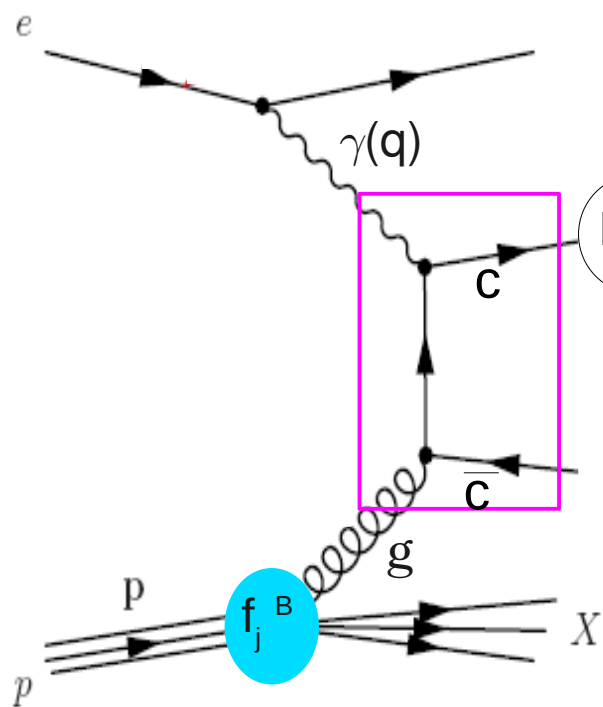
Fragmentation
function(from Data)

MC Generators based on $LO(\alpha_s)$ QCD calculations + PS:

- **RAPGAP**: collinear factorization, DGLAP, FFNS, massive c quark, Pdf: CTEQ6.6M, CTEQ6LL
- **CASCADE**: k_t factorization, CCFM, FFNS, massive c quark, Pdf: A0

Both for **Fragmentation**: Lund String Model(uds), Kartvelishvili(c)

QCD Models and MC Simulation



D^* Xsection can be calculated via a Factorisation ansatz:

$$d\sigma_{D^*} = \sum_{ijk} f_j^B(x_2, \mu_f) \otimes d\sigma_{ij \rightarrow k}(\mu_f) \otimes D_k^H(z, \mu_f)$$

Parton density
functions
(from global fits)

Matrix element

Fragmentation
function(from Data)

MC Generators based on $LO(\alpha_s)$ QCD calculations + PS:

- **RAPGAP**: collinear factorization, DGLAP, FFNS, massive c quark, Pdf: CTEQ6.6M, CTEQ6LL
- **CASCADE**: k_t factorization, CCFM, FFNS, massive c quark, Pdf: A0

Both for **Fragmentation**: Lund String Model(uds), Kartvelishvili(c)

$NLO(\alpha_s)$ calculations:

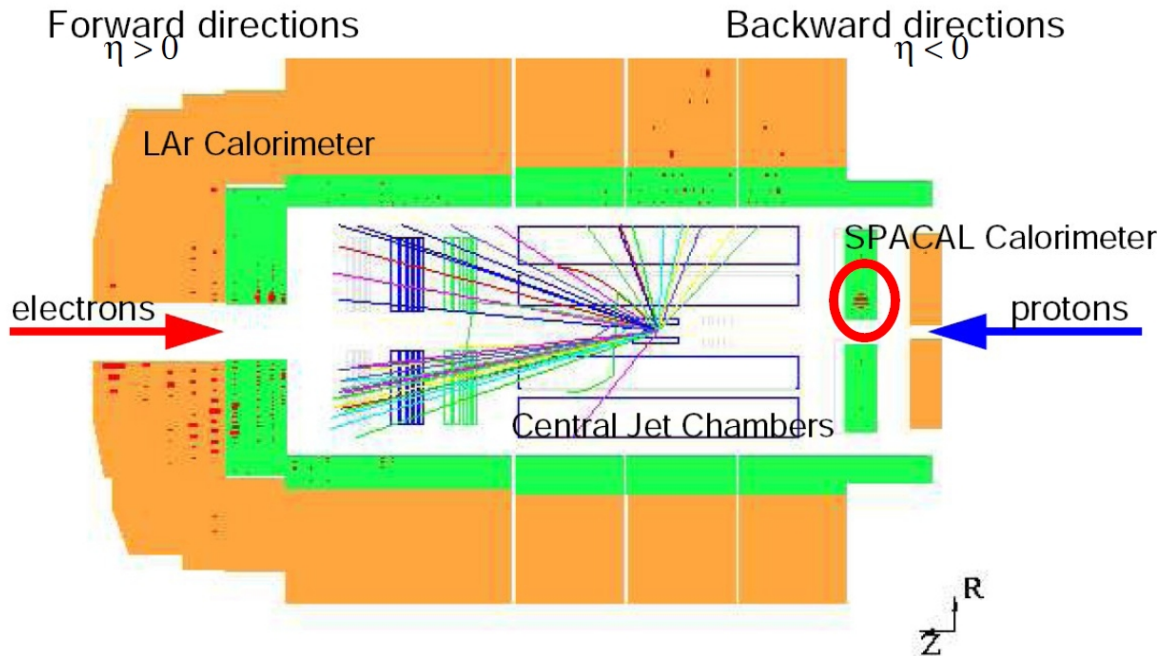
- **HVQDIS**: collinear factorization, DGLAP, FFNS (massive charm produced in BGF), **Fragmentation**: Kartvelishvili, Pdf: CT10f3 (FFNS, NLO), MSTW2008f3

- **ZM-VFNS** calculation: collinear factorization, DGLAP, ZM-VFNS (massless charm in proton), **Fragmentation**: KKKS08, Pdf: CTEQ6.6M



Event Selection and Signal Extraction

Events triggered by detecting scattered electron in SPACAL calorimeter.



Kinematic range:

$$5 < Q^2 < 100 \text{ GeV}^2$$

$$0.02 < y < 0.7$$

$$-1.8 < \eta(D^*) < 1.8$$

$$p_T(D^*) > 1.25 \text{ GeV}$$

Golden Decay Channel:

$$D^{*\pm} \rightarrow D^0 \pi_{slow}^{\pm} \rightarrow (K^{\mp} \pi^{\pm}) \pi_{slow}^{\pm}$$

Branching fraction $BR = 2.63\%$

Tracks reconstructed in Central Jet Chambers.

D* reconstruction with mass difference method: $\Delta m = m(K\pi\pi) - m(K\pi)$

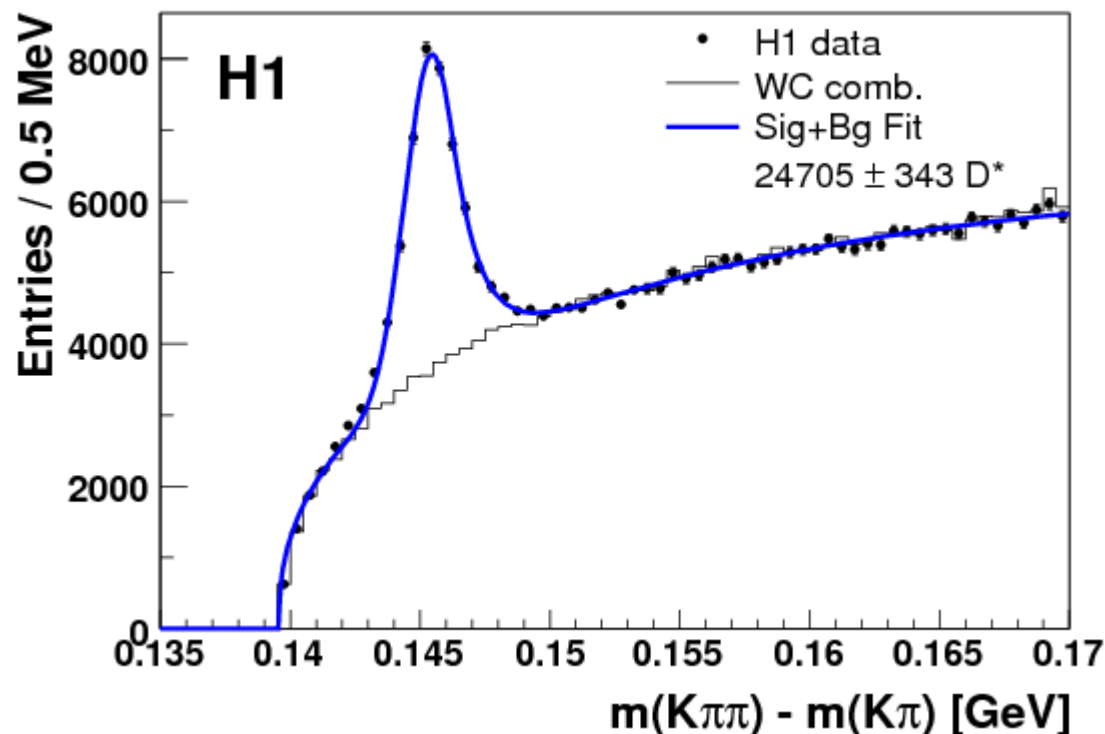
Background reduction with dE/dx cut on kaon.

DIS Sample (full HERAII): total $\mathcal{L} = 348 \text{ pb}^{-1}$



Event Selection and Signal Extraction

Full HERAII data set: ~ 24705 D^* mesons ($\sim 10 \times$ HERAI statistic)

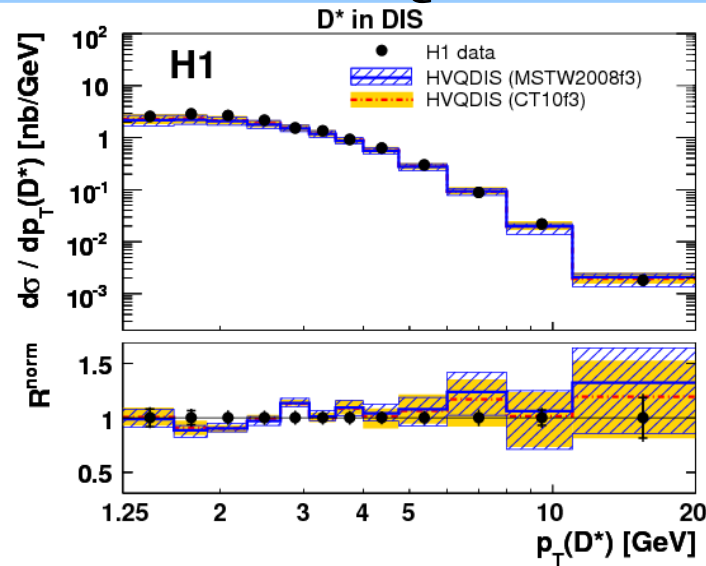
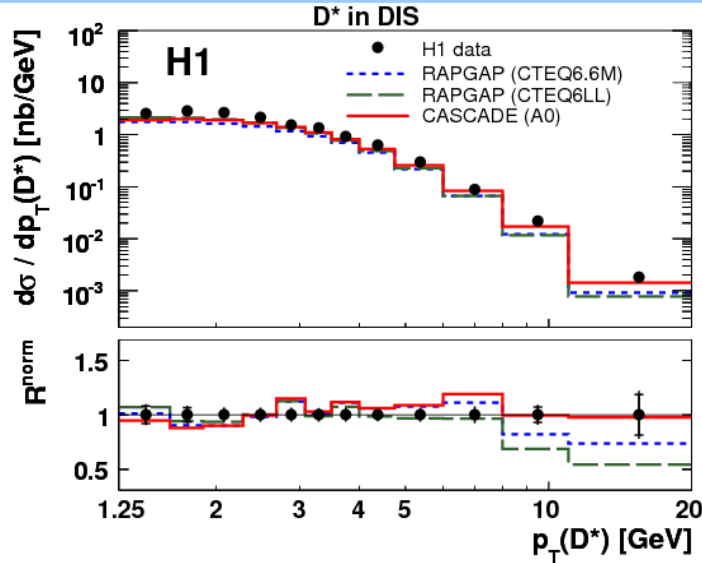


Cross section:

- Born-level cross sections by correcting for radiative effects.
- correction for detector effects (efficiency, migrations) with regularized matrix unfolding
- total systematic uncertainty 7.6%
(largest unc.: track efficiency with 4.1%)

Cross Sections (Kinematic Variables of D* Meson)

LO-MC and HVQDIS

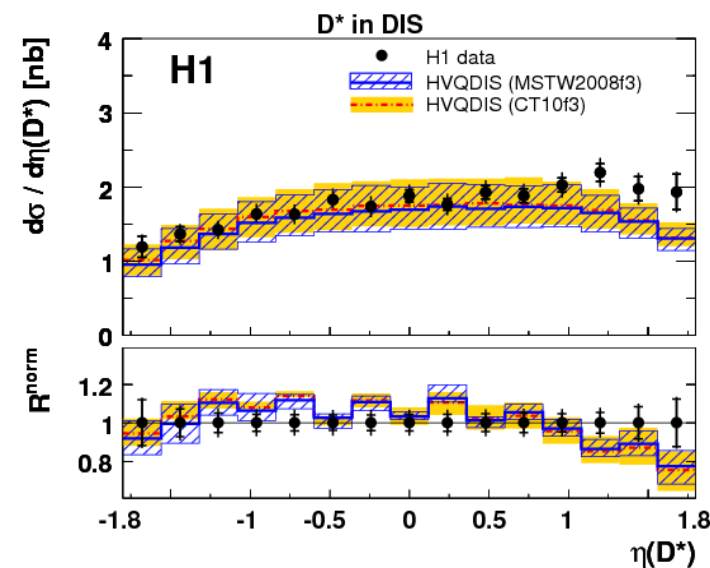
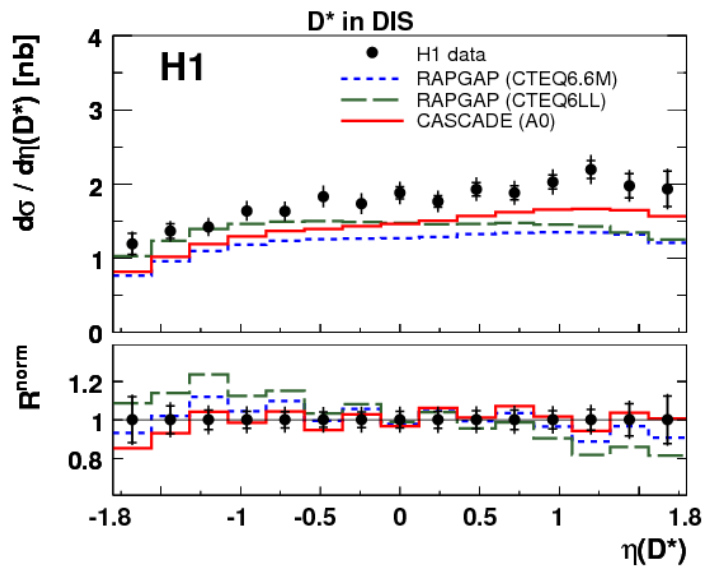


Comparison of shape
with normalized ratio:

$$R^{norm} = \frac{1/\sigma_{vis}^{theo} \cdot \frac{d\sigma^{theo}}{dY}}{1/\sigma_{vis}^{data} \cdot \frac{d\sigma^{data}}{dY}}$$

→ normalization unc.
cancel out

$-p_T(D^*)$: Reasonably
well described



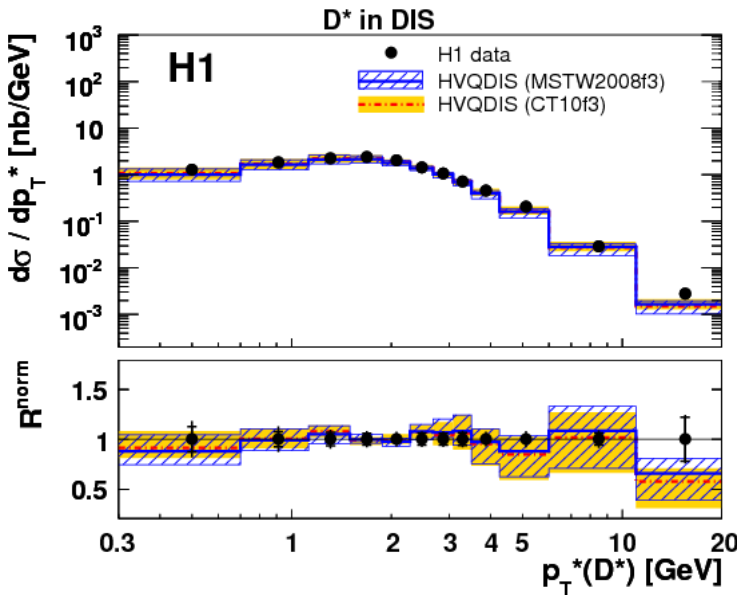
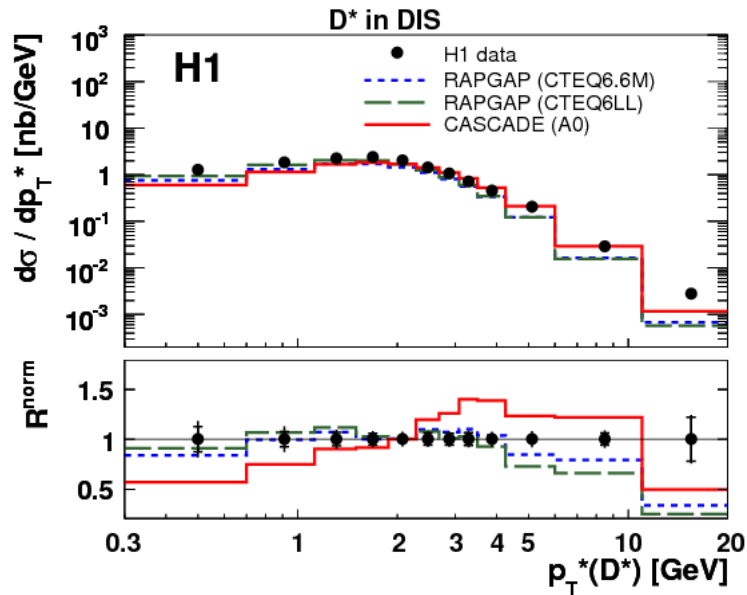
$-\eta(D^*)$:
well described
by CASCADE, HVQDIS.

RAPGAP(CTEQ6.6M)
better as
RAPGAP(CTEQ6LL)

Measurement covers 50% of total charm production phase space!



Cross Sections $p_T^*(D^*), z(D^*)$

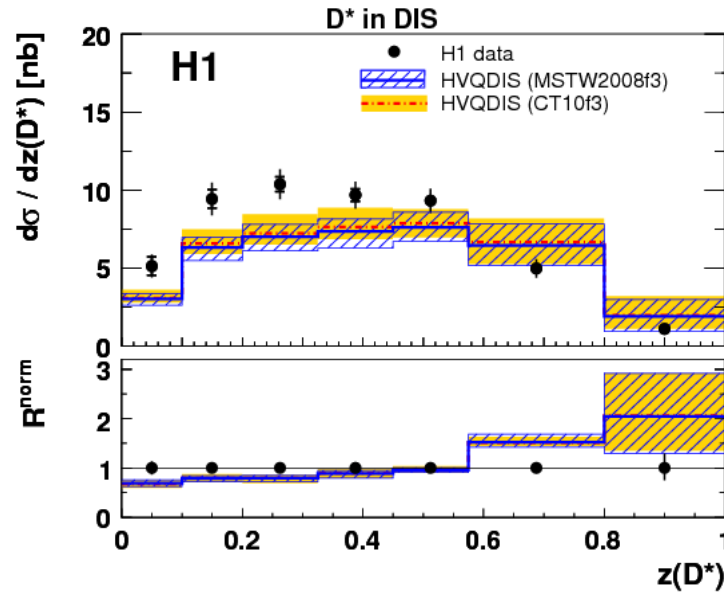
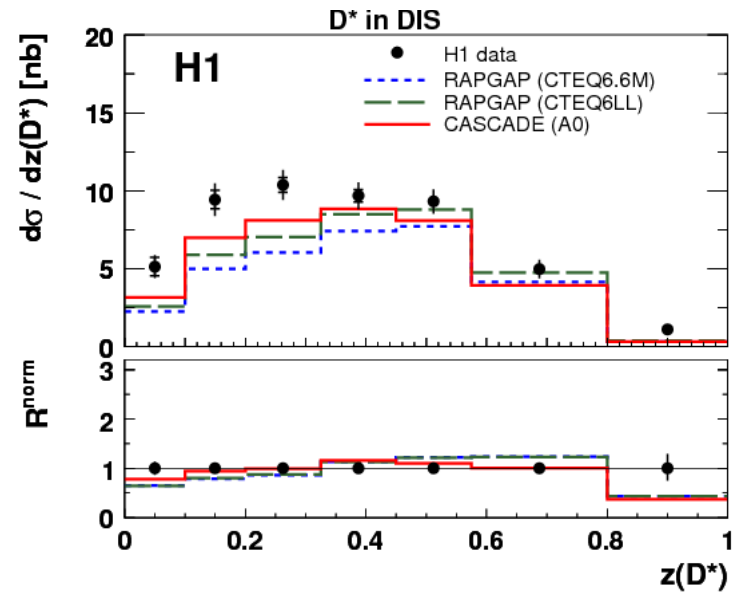


$-p_T^*(D^*)$:

CASCADE different shape,

RAPGAP too steep at large $p_T^*(D^*)$

HVQDIS good agreement

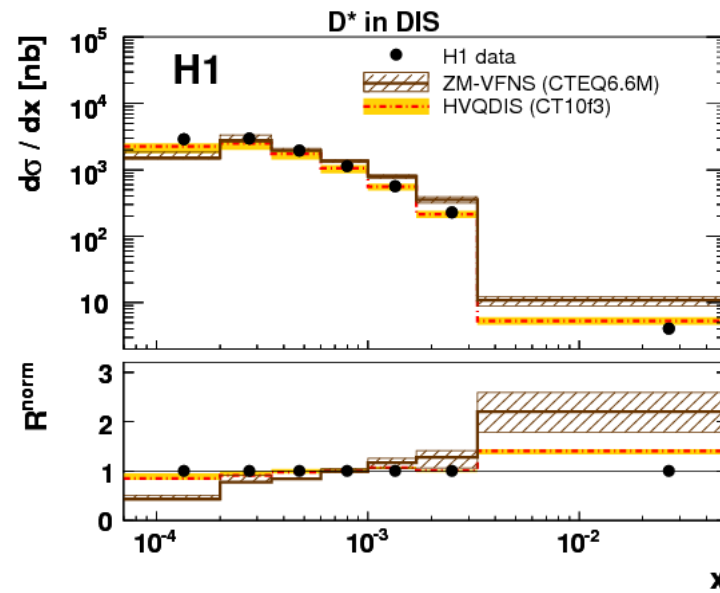
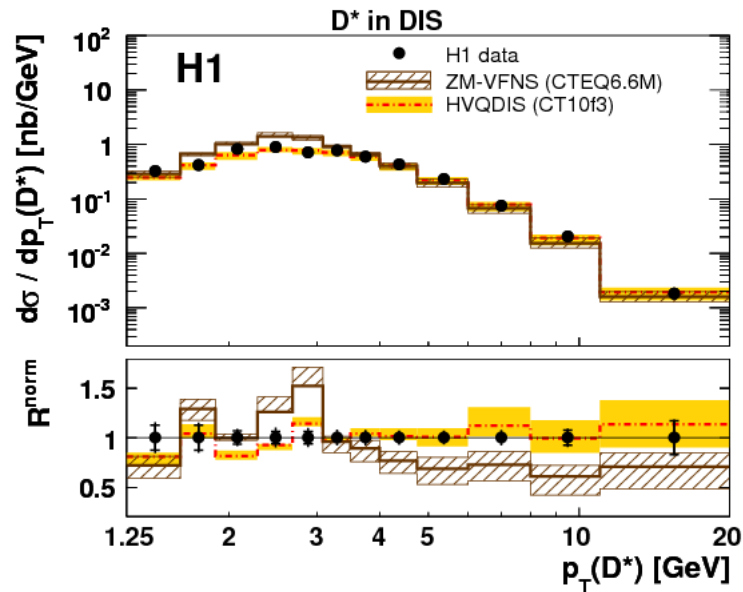


$-z(D^*)$:

not described



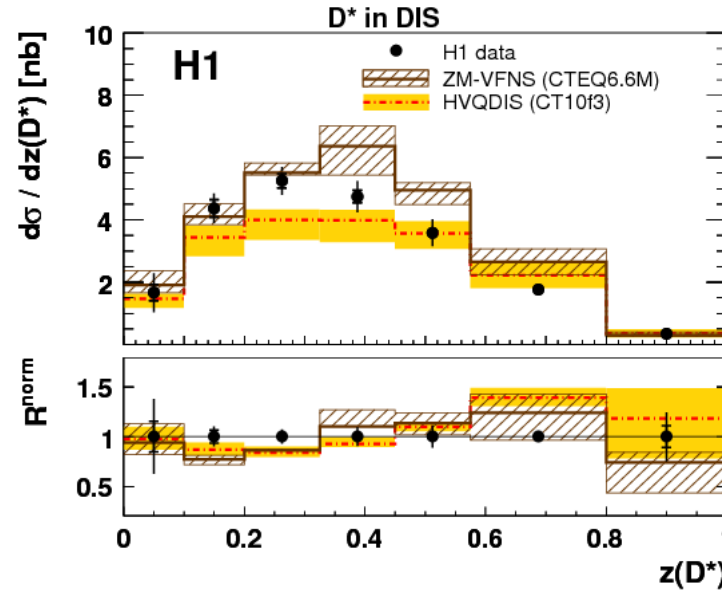
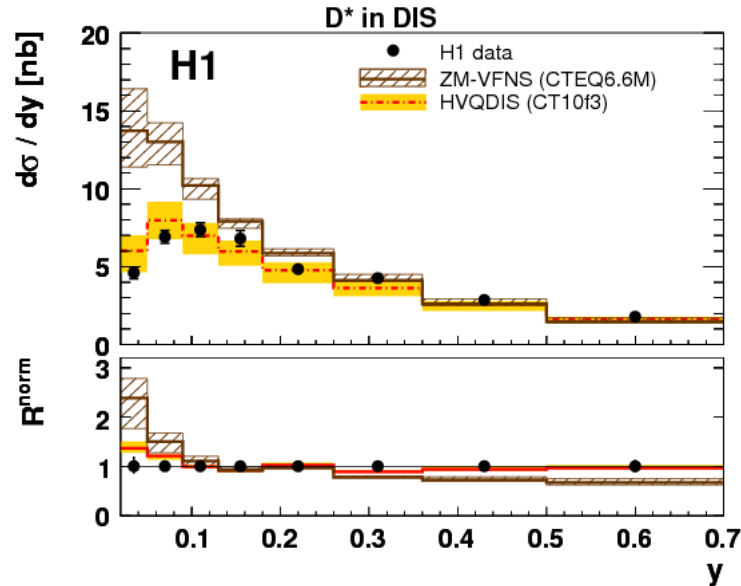
Cross Sections compared to ZM-VFNS



Expected that ZM calculation only valid for sufficiently large $p_T^*(D^*)$:

→ additional cut $p_T^*(D^*) > 2 \text{ GeV}$

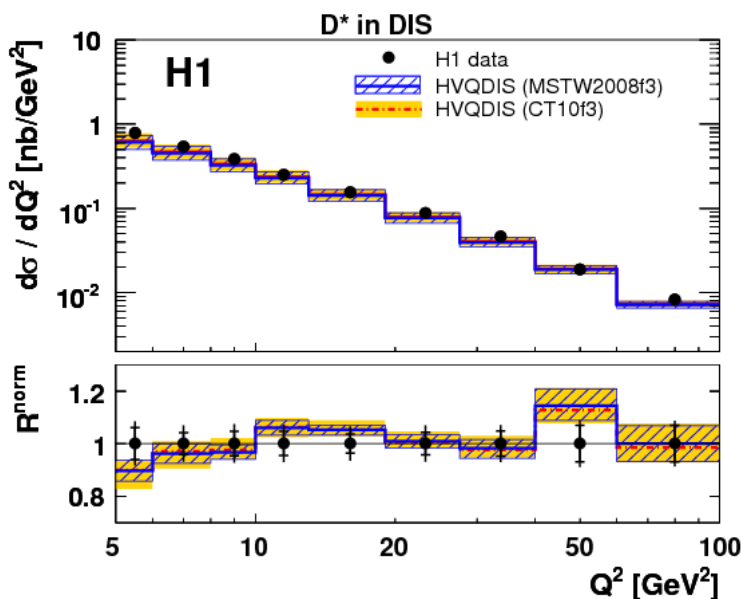
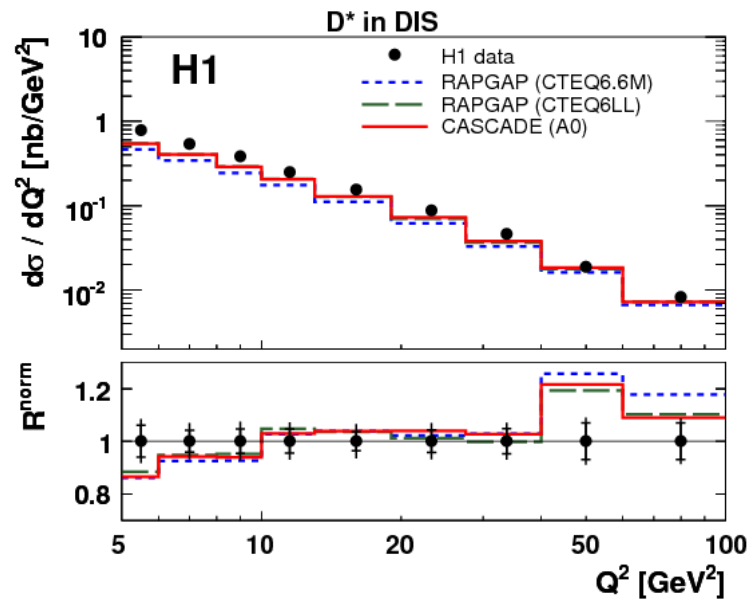
Error band ZM-VFNS:
- only scale uncertainties



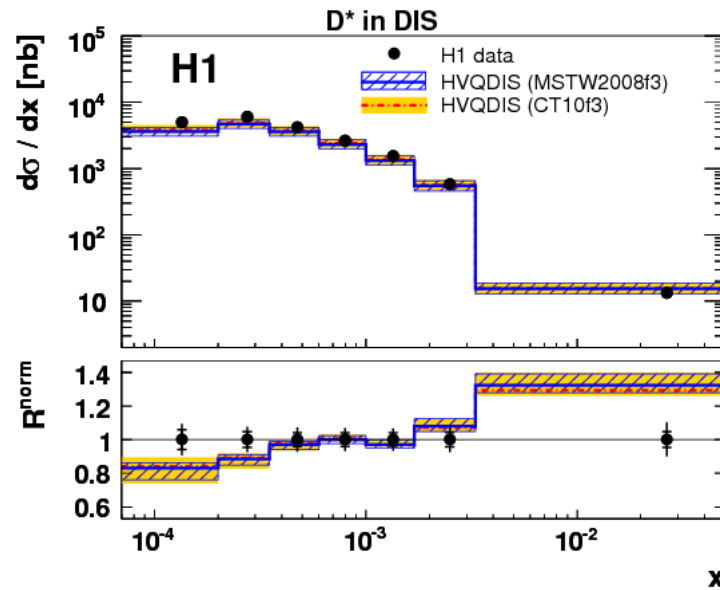
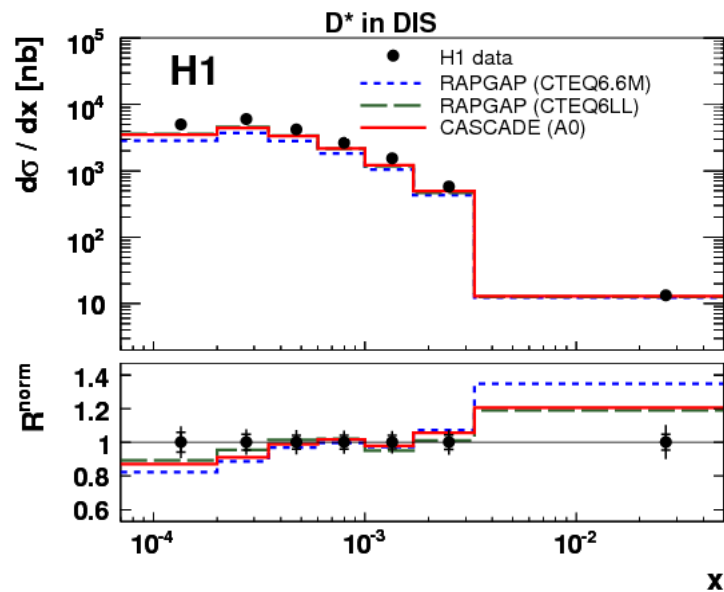
HVQDIS well, but
data is not described
by ZM-VFNS.
same observation
at high Q^2 !

Cross Sections (Event Kinematics)

LO-MC and HVQDIS



- Q^2 : All predictions decrease less steep

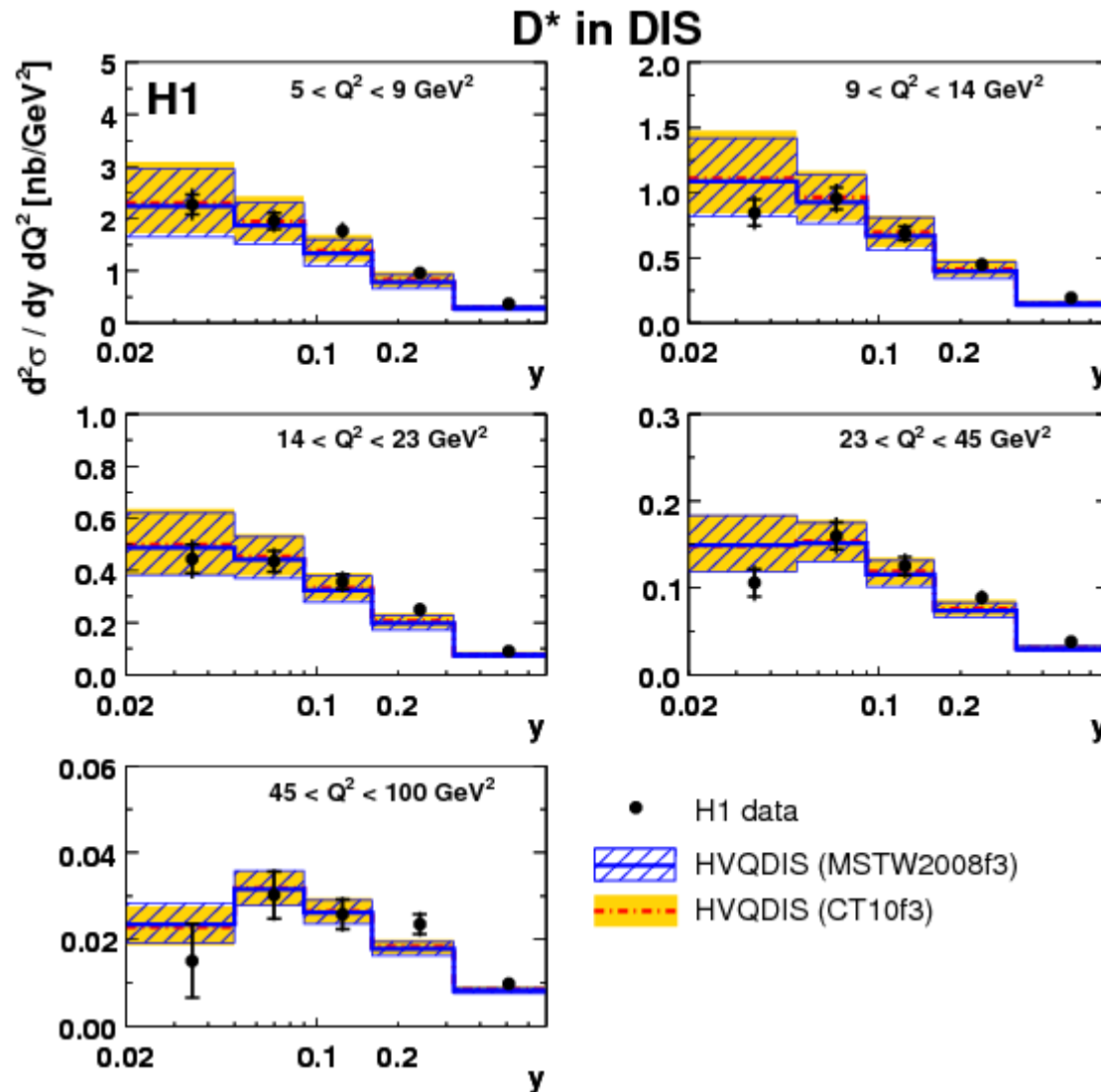


- x less steep dependence (more visible for NLO calculations)

- y well described by all



Double differential Cross Section y - Q^2



Well described by
All predictions!

Used as input for the determination of F_2^{cc}



Charm Contribution to the Proton Structure Function

Extraction of $F_2^{c\bar{c}}$:

$$\frac{d^2\sigma^{c\bar{c}}}{dx dQ^2} = \frac{2\pi\alpha_{em}^2}{Q^4 x} \left([1 + (1-y)^2] F_2^{c\bar{c}}(x, Q^2) - y^2 F_L^{c\bar{c}}(x, Q^2) \right)$$

Measurement covers 50% of total charm production phase space.

Less than 4%

-> Extrapolation to full phase space:

$$F_2^{c\bar{c} \text{ exp}}(\langle x \rangle, \langle Q^2 \rangle) = \frac{\sigma_{\text{vis}}^{\text{exp}}(y, Q^2)}{\sigma_{\text{vis}}^{\text{theo}}(y, Q^2)} \cdot F_2^{c\bar{c} \text{ theo}}(\langle x \rangle, \langle Q^2 \rangle)$$

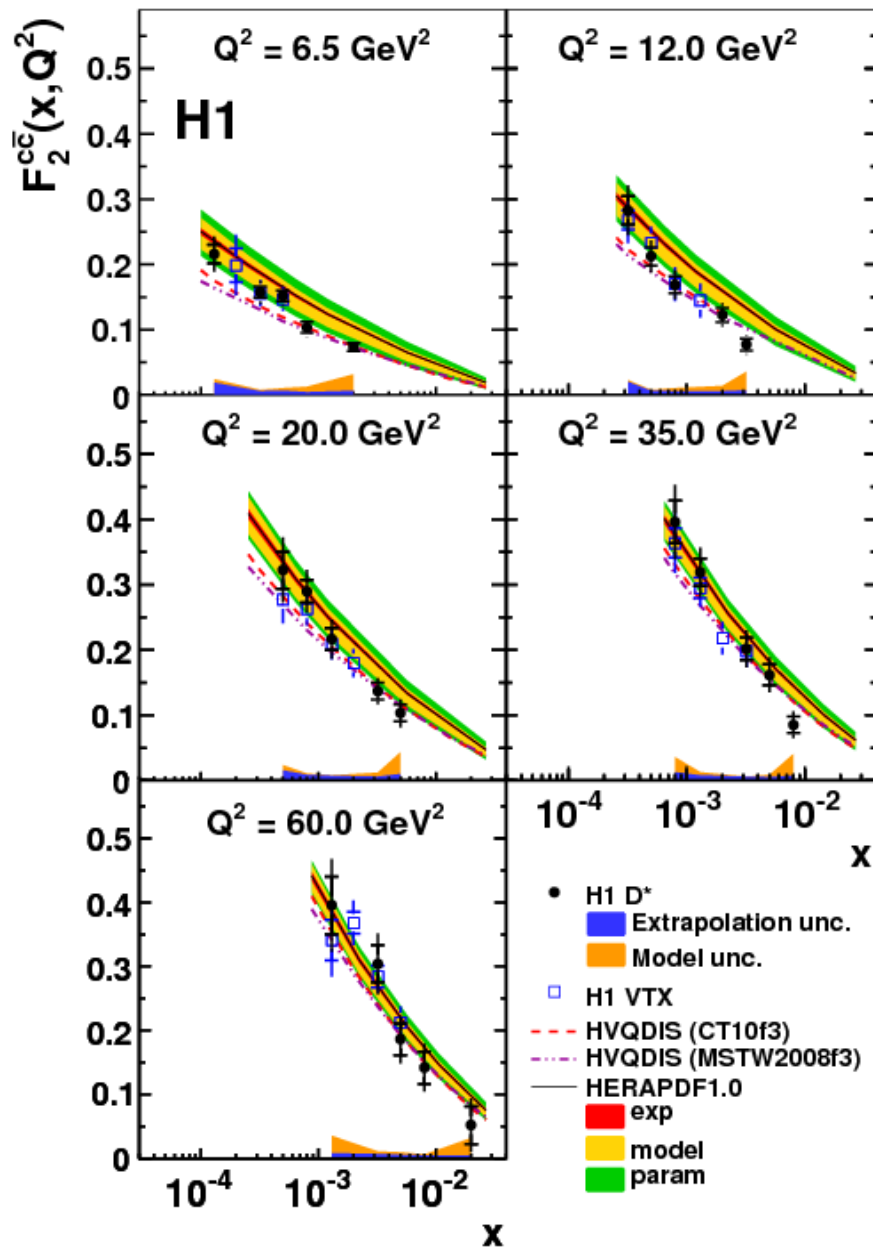
Theoretical predictions: NLO DGLAP scheme (HVQDIS)

Uncertainties

- Extrapolation: estimated by varying theory parameters within HVQDIS (see Backup)
- Model: Extrapolation factors to full phase space model dependent:
→ done with HVQDIS and CASCADE

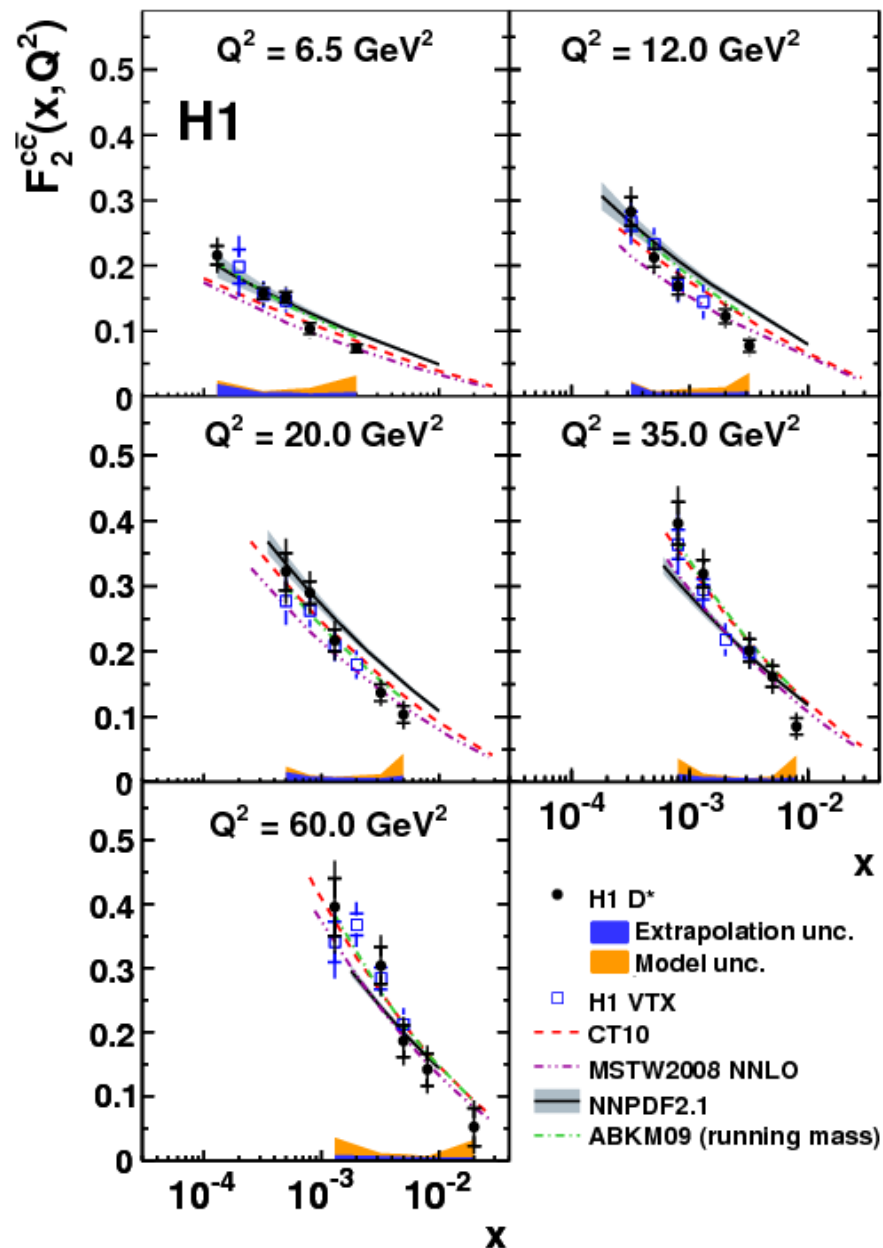


Charm Contribution to the Proton Structure Function



- Good agreement of D^* measurement with H1 measurement using lifetime informations (**H1 VTX**), (Eur. Phys.J.C65:89-109,2010).
 - comparison to FFNS NLO calc. with **CT10f3** and **MSTW2008f3**: both reasonably well
 - comparison to **HERAPDF1.0** (GMVFNS) (uncertainty dominated by m_c variation): general agreement
- Predictions agree with F_2^{cc} measurement
 → **gluon density** from scaling violations of inclusive DIS cross section **consistent** with gluon density observed in charm production

Charm Contribution to the Proton Structure Function



- comparison to predictions from **Global PDF fits:**
 CT10, MSTW2008 NNLO, NNPDF2.1 (GMVFNS)
 ABKM09 (FFNS)

in general: reasonably well
 at low Q^2 decrease less steep as data.

- experimental uncertainty comparable to spread of the predictions

Conclusion

Measurement of D^* meson cross sections in DIS at HERA:

- increased phase space
- full HERAII statistics
- reasonably **well described** by **FFNS** calculations:
MC simulations RAPGAP + CASCADE, NLO HVQDIS
- **not described** by **ZM-VFNS**

Charm contribution to proton F_2^{cc} :

- extrapolation to full phase space with HVQDIS and CASCADE
- results consistent with H1 measurement with lifetime information
- **well described by NLO** calculations
- gluon density from scaling violations of incl. DIS consistent with gluon density in charm production



Backup



QCD Models and MC Simulation

RAPGAP		
Parameter name	Central value	Variation
Charm mass	$m_c = 1.5 \text{ GeV}$	
Renormalisation scale	$\mu_r = \sqrt{Q^2 + 4m_c^2 + (p_T^*)^2}$	
Factorisation scale	$\mu_f = \sqrt{Q^2 + 4m_c^2 + (p_T^*)^2}$	
Fragmentation	$\alpha = 10.3$ for $\hat{s} < \hat{s}_{threshold}$ $\alpha = 4.4$ for $\hat{s} > \hat{s}_{threshold}$ $\hat{s}_{threshold} = 70 \text{ GeV}^2$	$8.7 < \alpha < 12.2$ $3.9 < \alpha < 5.0$ $50 < \hat{s}_{threshold} < 90 \text{ GeV}^2$
PDF	CTEQ6.6M (NLO)	CTEQ6LL (LO)
CASCADE		
Parameter name	Central value	Variation
Charm mass	$m_c = 1.5 \text{ GeV}$	
Renormalisation scale	$\mu_{r,0} = \sqrt{Q^2 + 4m_c^2 + p_T^2}$	$1/2 < \mu_r/\mu_{r,0} < 2$
Factorisation scale	$\mu_{f,0} = \sqrt{\hat{s} + Q_T^2}$	$1/2 < \mu_f/\mu_{f,0} < 2$
Fragmentation	$\alpha = 8.4$ for $\hat{s} < \hat{s}_{threshold}$ $\alpha = 4.5$ for $\hat{s} > \hat{s}_{threshold}$ $\hat{s}_{threshold} = 70 \text{ GeV}^2$	$7.3 < \alpha < 9.8$ $3.9 < \alpha < 5.1$ $50 < \hat{s}_{threshold} < 90 \text{ GeV}^2$
PDF	A0	μ_r variation: A0-, A0+

HVQDIS		
Parameter name	Central value	Variation
Charm mass	$m_c = 1.5 \text{ GeV}$	$1.3 < m_c < 1.7 \text{ GeV}$
Renormalisation scale	$\mu_{r,0} = \sqrt{Q^2 + 4m_c^2}$	$1/2 < \mu_r/\mu_{r,0} < 2$
Factorisation scale	$\mu_{f,0} = \sqrt{Q^2 + 4m_c^2}$	$1/2 < \mu_f/\mu_{f,0} < 2$
Fragmentation	$\alpha = 6.1$ for $\hat{s} < \hat{s}_{threshold}$ $\alpha = 3.3$ for $\hat{s} > \hat{s}_{threshold}$ $\hat{s}_{threshold} = 70 \text{ GeV}^2$	$5.3 < \alpha < 7.0$ $2.9 < \alpha < 3.7$ $50 < \hat{s}_{threshold} < 90 \text{ GeV}^2$
PDF	CT10f3 (NLO)	MSTW2008f3 (NLO)
Fragmentation fraction	$f(c \rightarrow D^*) = 23.8 \pm 0.8\% [37]$	
ZM-VFNS		
Parameter name	Central value	Variation
Charm mass	$m_c = 1.5 \text{ GeV}$	
Renormalisation scale	$\mu_{r,0} = \sqrt{(Q^2 + (p_T^*)^2)/2}$	$1/2 < \mu_r/\mu_{r,0} < 2$
Factorisation scale	$\mu_{f,0} = \sqrt{(Q^2 + (p_T^*)^2)/2}$	$1/2 < \mu_f/\mu_{f,0} < 2$
Fragmentation	KKKS08 [39]	
PDF	CTEQ6.6M	



Extrapolation factors

