

The Diffractive Structure Functions from Large Rapidity Gap Data at H1

Paul Laycock*

University of Liverpool

E-mail: laycock@hep.ph.liv.ac.uk

H1 has measured the diffractive DIS cross section $ep \rightarrow eXY$ using data from both of the HERA data-taking periods. Using new measurements of the diffractive cross section at different centre-of-mass energies, the diffractive longitudinal structure function F_L^D has been extracted at low and medium Q^2 . The results are in agreement with NLO QCD predictions based on fits to inclusive data. New high statistics measurements of the diffractive reduced cross section σ_r^D have been combined with previous H1 data to produce one coherent diffractive dataset measured over the accessible kinematic range. This precise dataset agrees well with published ZEUS data up to a normalisation factor, as well with QCD-based predictions.

*XVIII International Workshop on Deep-Inelastic Scattering and Related Subjects
April 19 -23, 2010
Convitto della Calza, Firenze, Italy*

*Speaker.

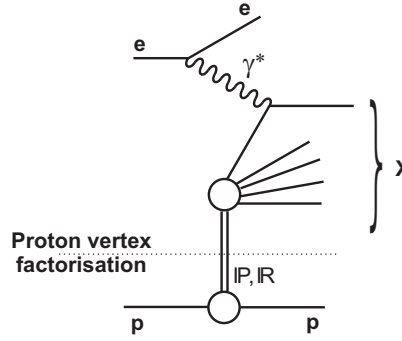


Figure 1: A schematic illustration of the NC diffractive DIS process $ep \rightarrow eXp$ at HERA; the dotted line shows the point at which the diagram can be divided under the assumption of proton vertex factorisation.

1. Introduction

It has been shown by Collins [1] that the diffractive DIS process $ep \rightarrow eXY$ factorises. In Figure 1, an additional assumption is shown whereby the proton vertex dynamics factorise from the vertex of the hard scatter - proton vertex factorisation. Although proton vertex factorisation must be broken in QCD, measurements of the diffractive cross section from both H1 and ZEUS [2, 3, 4] show that it's a good enough approximation to the data such that meaningful next-to-leading order (NLO) QCD fits can be made [2, 5, 6]. Measurements of the dijet cross section in diffractive DIS (DDIS) are particularly sensitive to the gluon diffractive PDF (DPDF) at large fractional momenta, allowing tests of the DPDFs extracted in fits to inclusive data. Such measurements have been used to distinguish between different gluon DPDFs [5]. DDIS events containing charm particles in the final state have similarly been used to test the gluon DPDF [7] at lower fractional momenta.

In analogy with the inclusive case, the DDIS cross section can be expressed in terms of a linear combination of structure functions. In the HERA kinematic regime, this can be well approximated by F_2^D and a term related to scattering of longitudinally polarised photons F_L^D . The experimental remit is then to extract as much information as possible on these observables in order to provide constraints on models and help elucidate our understanding of diffraction.

2. Kinematics, Cross Sections and Structure Functions

The kinematic variables used to describe inclusive DIS are:

$$Q^2 = -(k - k')^2, \quad x = \frac{Q^2}{2p \cdot q}, \quad y = \frac{p \cdot q}{p \cdot k}. \quad (2.1)$$

Here, Q^2 is the virtuality of the exchanged boson, x is the Bjorken scaling variable and y is the elasticity. They are defined in terms of k and k' , the four-momenta of the incoming and outgoing electrons, respectively, and the four-momentum of the incoming proton p . In addition to the standard DIS variables and the Mandelstam variables (t, s), the kinematic variable x_{IP} and β are useful in describing the diffractive DIS interaction. They are defined as:

$$x_{IP} = \frac{Q^2 + M_X^2 - t}{Q^2 + W^2 - M_p^2}, \quad \beta = \frac{Q^2}{Q^2 + M_X^2 - t}, \quad (2.2)$$

where M_X is the invariant mass of the final state hadronic system X , M_p is the mass of the proton and $W^2 = (q + p)^2$ is the square of the centre of mass of the photon-proton system. x_{IP} is the longitudinal fractional momentum of the proton carried by the diffractive exchange and β is the longitudinal momentum fraction of the struck parton with respect to the diffractive exchange and $x = x_{IP}\beta$. The data are discussed in terms of a reduced cross-section, $\sigma_r^{D(3)}(\beta, Q^2, x_{IP})$, related to the measured differential cross section by:

$$\frac{d^3\sigma_{ep \rightarrow eXY}}{dx_{IP}d\beta dQ^2} = \frac{2\pi\alpha_{em}^2}{\beta Q^4} \cdot Y_+ \cdot \sigma_r^{D(3)}(x_{IP}, \beta, Q^2), \quad (2.3)$$

where $Y_+ = 1 + (1 - y)^2$. The reduced cross section is related to the diffractive structure functions by:

$$\sigma_r^{D(3)}(x_{IP}, \beta, Q^2) = F_2^{D(3)}(x_{IP}, \beta, Q^2) - \frac{y^2}{Y_+} F_L^{D(3)}(x_{IP}, \beta, Q^2). \quad (2.4)$$

The suppression term y^2/Y_+ means that a measurement of F_L^D requires cross section measurements at large values of y .

Diffractive events are selected on the basis of a Large Rapidity Gap (LRG) being present, such that the hadronic final state consists of a system X detected in the central H1 detector which is well separated from a system Y , which is an elastically scattered proton or its low mass excitation. As the final state system Y escapes detection, the cross section is integrated over ranges in leading baryon mass M_Y and t :

$$M_Y < 1.6 \text{ GeV}, |t| < 1.0 \text{ GeV}^2. \quad (2.5)$$

3. The Measurement of F_L^D

Data from three proton beam energies, $E_p = 460, 575$ and 920 GeV, have been used to measure the diffractive reduced cross section at the same x and Q^2 , but different y , suggested in [8]. Following a similar procedure to that used for the extraction of F_L by H1 [9], these data have then been used, together with previously published data at 820 GeV [2], to extract the diffractive longitudinal structure function F_L^D . The largest sensitivity to F_L^D is at the largest y , requiring measurements of the scattered positron down to energies of 3.4 GeV.

The diffractive reduced cross section is integrated over the M_Y and t ranges given in equation 2.5. After this correction, the three data sets agree well within the normalisation uncertainties. In order to extract F_L^D optimally, the cross sections are normalised to the H1 2006 DPDF Fit B result. As the published data at 820 GeV were included in the analysis of the data used as input to H1 2006 DPDF Fit B, they are already consistently normalised. The resulting measurements of F_L^D [10] are shown in figure 2. The data agree well with the predictions of Fit A and Fit B.

4. The Measurement of σ_r^D

Data at the nominal proton beam energy of $E_p = 920$ GeV, taken in both the HERA data-taking periods, have been analysed to extract the diffractive reduced cross section σ_r^D in as wide a kinematic range as possible. These new, precise data agree well with the published H1 data [2] and have therefore been combined using a simple weighted average method in order to produce

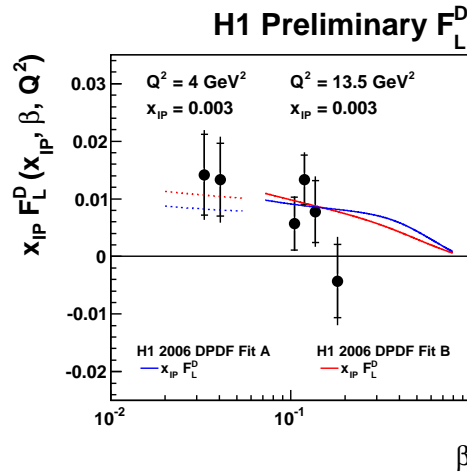


Figure 2: The measurement of F_L^D , multiplied by $x_{\mathcal{P}}$, as a function of β for two values of Q^2 . The data are compared to the predictions of Fit A (blue line) and Fit B (red line) with the extrapolations of these fits shown as dashed lines.

a dataset that covers almost the entire accessible kinematic range [11]. The combined data are shown in figure 3 in the two most precise bins of fixed $x_{\mathcal{P}}$. The data are shown as a function of Q^2 in bins of β and are compared to the published ZEUS data [4], which have here been scaled by a factor 0.87. After accounting for this normalisation difference, which is consistent with the individual normalisation uncertainties, the data agree well throughout the majority of the phase space, although there are differences, in particular at the highest β . The data compare well with Fit A and Fit B and are shown compared to the predictions of a dipole model [12], which also describes the data well.

5. Conclusions

New measurements of the diffractive reduced cross section using data taken at three proton beam energies have been made. The measurements have been combined with existing H1 data at 820 GeV in order to extract F_L^D at low and medium Q^2 . The result agrees well with the predictions of Fit A and Fit B. A new measurement of σ_r^D has been combined with the existing H1 published data to produce a combined dataset over nearly the whole accessible kinematic range. The data agree well with published ZEUS data, as well as with models based on QCD.

References

- [1] J. Collins, “Proof of factorization for diffractive hard scattering,” *Phys. Rev. D* **57** (1998) 3051 [Erratum-ibid. *D* **61** (2000) 019902] [hep-ph/9709499].
- [2] A. Aktas *et al.* [H1 Collaboration], “Measurement and QCD analysis of the diffractive deep-inelastic scattering cross-section at HERA,” *Eur. Phys. J. C* **48** (2006) 715 [hep-ex/0606004].
- [3] A. Aktas *et al.* [H1 Collaboration], “Diffractive deep-inelastic scattering with a leading proton at HERA,” *Eur. Phys. J. C* **48** (2006) 749 [hep-ex/0606003].

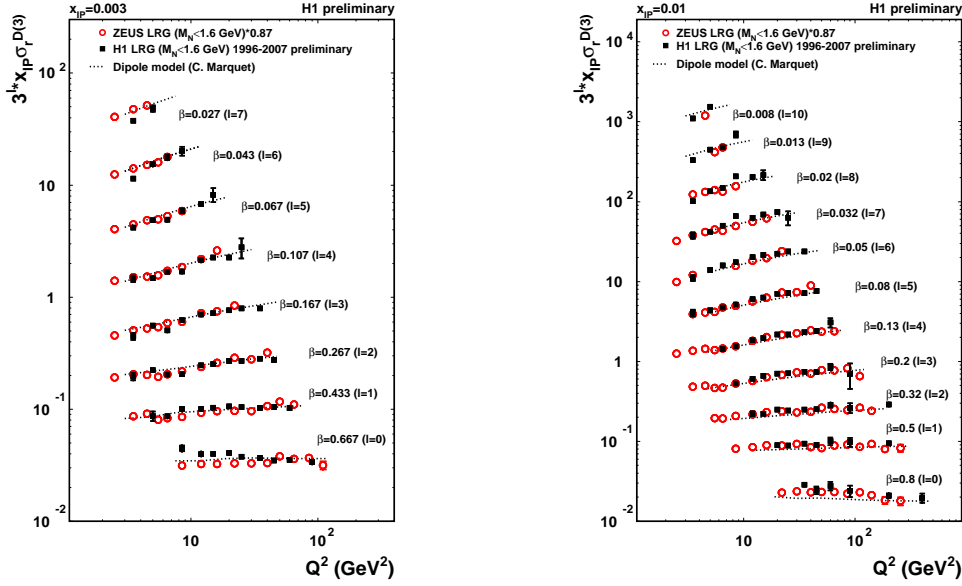


Figure 3: The measurement of σ_r^D , multiplied by $x_{\mathcal{P}}$, in two bins of $x_{\mathcal{P}}$ as a function of Q^2 in bins of β . The new combined H1 dataset (black points) are compared to the ZEUS data scaled by 0.87 (red points).

- [4] S. Chekanov *et al.* [ZEUS Collaboration], “Deep inelastic scattering with leading protons or large rapidity gaps at HERA,” Nucl. Phys. B **816** (2009) 1 [arXiv:0812.2003].
- [5] A. Aktas *et al.* [H1 Collaboration], “Dijet Cross Sections and Parton Densities in Diffractive DIS at HERA,” JHEP **0710** (2007) 042 [arXiv:0708.3217].
- [6] S. Chekanov *et al.* [ZEUS Collaboration], “A QCD analysis of ZEUS diffractive data,” Nucl. Phys. B **831** (2010) 1 [arXiv:0911.4119].
- [7] A. Aktas *et al.* [H1 Collaboration], “Diffractive open charm production in deep-inelastic scattering and photoproduction at HERA,” Eur. Phys. J. C **50** (2007) 1 [hep-ex/0610076];
S. Chekanov *et al.* [ZEUS Collaboration], Nucl. Phys. B **672** (2003) 3 [hep-ex/0307068].
- [8] P. R. Newman, “Prospects for F_L^D measurements at HERA-II,” arXiv:hep-ex/0511047.
- [9] F. D. Aaron *et al.* [H1 Collaboration], “Measurement of the Proton Structure Function F_L at Low x ,” Phys. Lett. B **665** (2008) 139 [arXiv:0805.2809 [hep-ex]].
- [10] H1 Collaboration preliminary results H1prelim-09-011 2009. H1prelim-10-017 2010.
- [11] H1 Collaboration preliminary results H1prelim-10-011 2010.
- [12] C. Marquet, Phys. Rev. D **76** (2007) 094017 [arXiv:0706.2682].