

Combined measurement of NC & CC DIS cross-sections at HERA

(JHEP01 (2010) 109, H1-prel-10-141/ZEUS-prel-10-017 & H1-prel-10-142/ZEUS-prel-10-018)

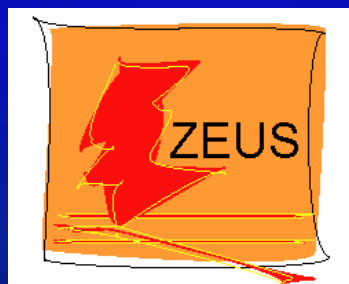
Jolanta Sztuk-Dambietz

University of Hamburg

on behalf of



and



Outline:

- H1 and ZEUS at HERA
- Deep Inelastic ep Scattering
- Data combinations procedure
- Results

GEFÖRDERT VOM



Bundesministerium
für Bildung
und Forschung

DIS 2011, Newport News, April 12, 2011

Particles, Strings,
and the Early Universe
Collaborative Research Center SFB 676

Motivation

HERA analyses of NC and CC inclusive cross sections almost completed → important to combine, **in a model independent way**, the H1 and ZEUS measurements:

⇒ Strong **consistency check** of the measurements

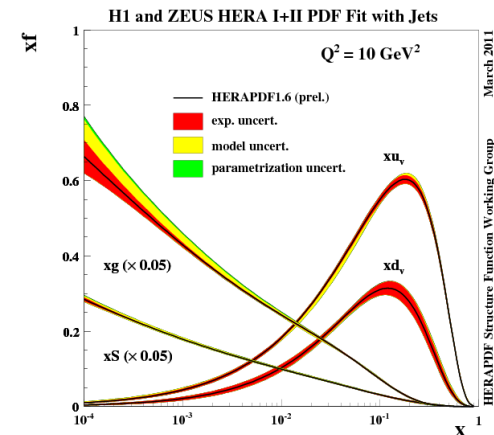
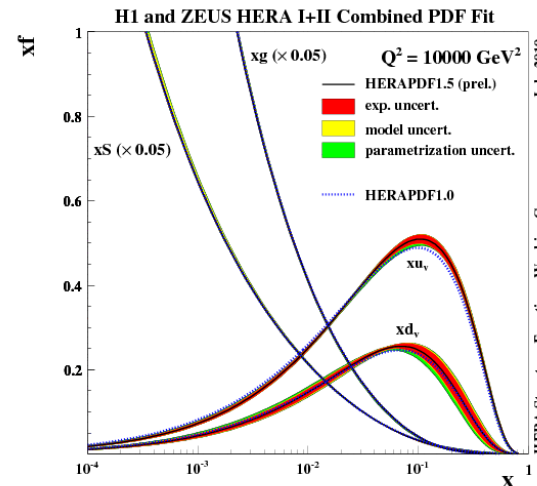

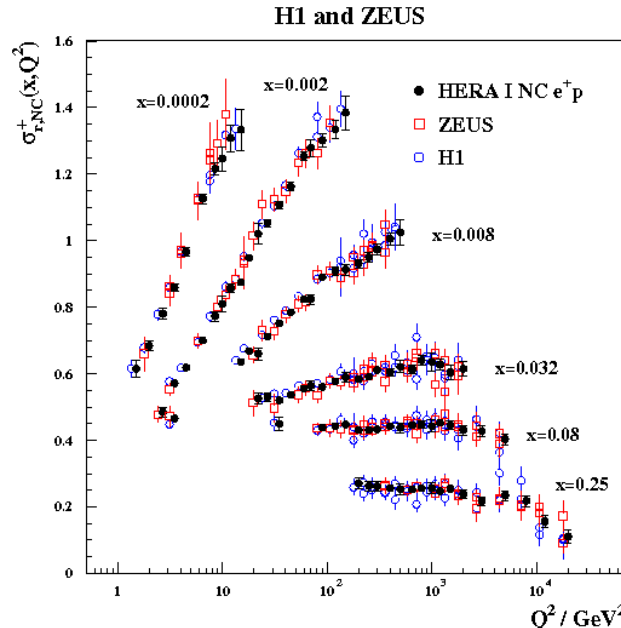
⇒ Experiments “cross-calibrate” each other: **reduction of the syst. uncert.**

⇒ Combined data set ideal **input for a DGLAP QCD analysis** to extract **proton's PDFs** :

HERA-I → **HERAPDF1.0**

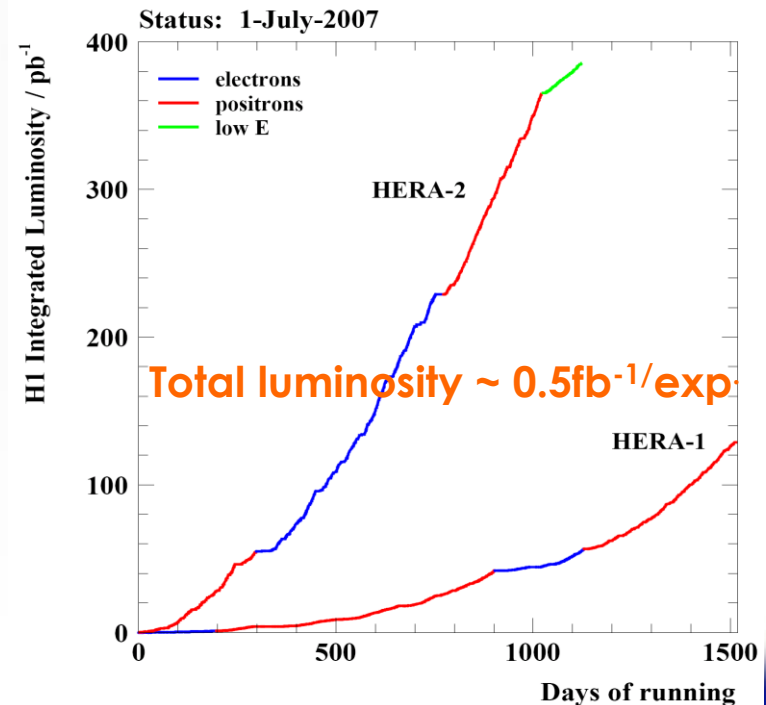
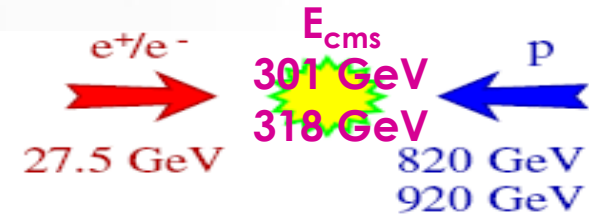
HERA-I + HERA-II high- Q^2 → **HERAPDF1.5, HERAPDF1.6(+jets)**

⇒ most precise HERA PDFs for LHC



HERA: World's Only ep Collider

HERA: world's largest “electron-microscope”!
(with “resolving power”: $Q^2 \sim 1/\lambda^2$ (10^{-18}m))



Presented results:

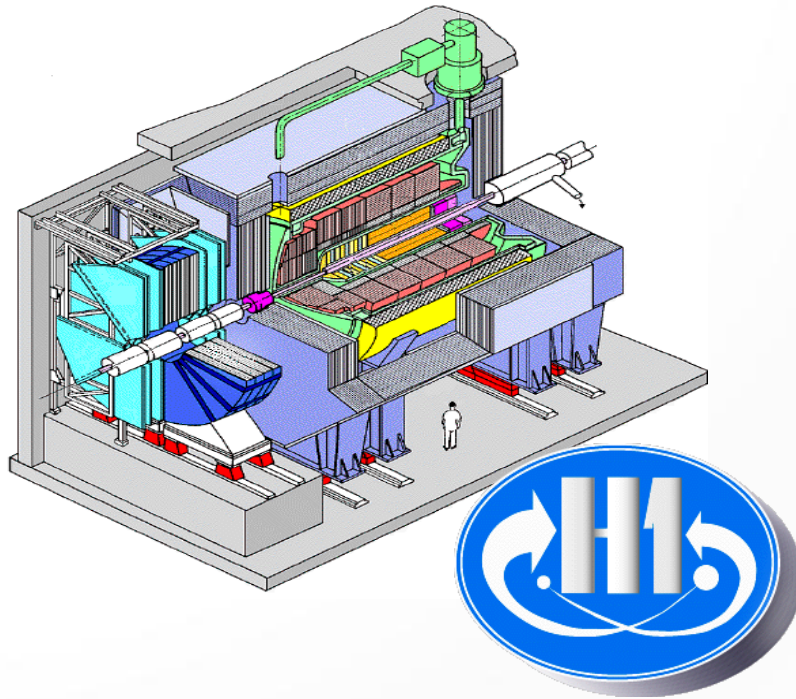
HERA-I: 1992-2000 $L \sim 120 \text{ pb}^{-1}/\text{exp.}$

-precision measurements at low/medium- Q^2
...and a glimpse of high- Q^2 potential

HERA-II 2002-2007 $L \sim 350 \text{ pb}^{-1}/\text{exp.}$

-luminosity upgrade \rightarrow larger statistics for high- Q^2
-Polarized e^+/e^- beam \rightarrow direct EW sensitivity
-Low energy data ($E_p=450, 575 \text{ GeV}$) \rightarrow FL

H1 & ZEUS: Hermetic multi-purpose detectors

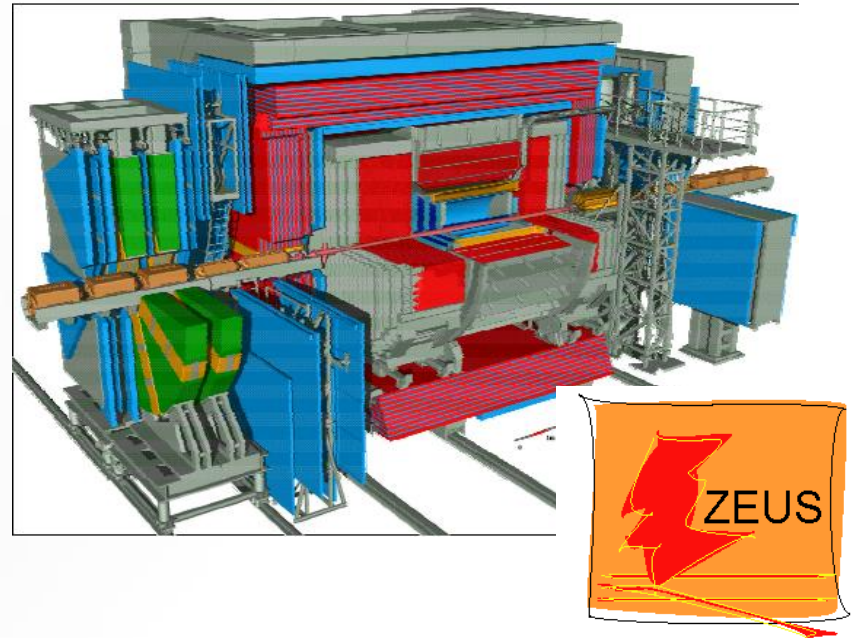


Liquid Argon Calorimeter

optimized for precision measurement of the scattered lepton

$$\sigma_E/E = 11\%/\sqrt{E} \text{ (electrons)}$$

$$\sigma_E/E = 50\%/\sqrt{E} \text{ (hadrons)}$$



Uranium-scintillator Calorimeter

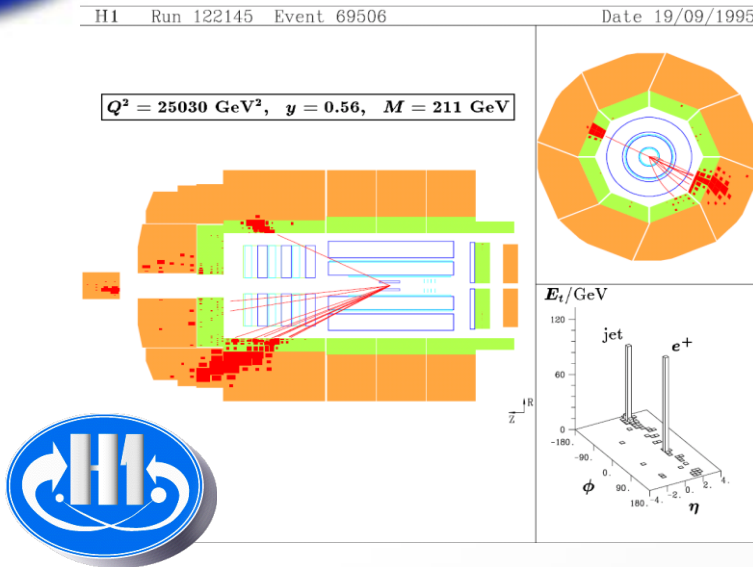
optimized for precision measurement of the hadronic final state

$$\sigma_E/E = 18\%/\sqrt{E} \text{ (electrons)}$$

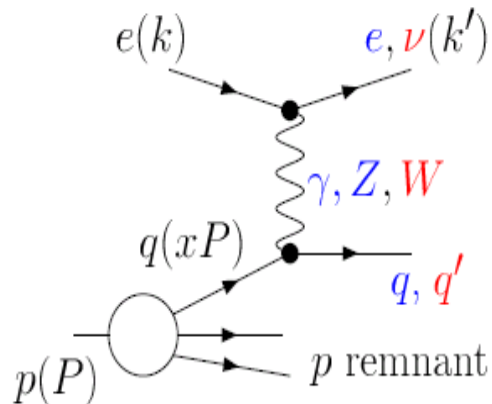
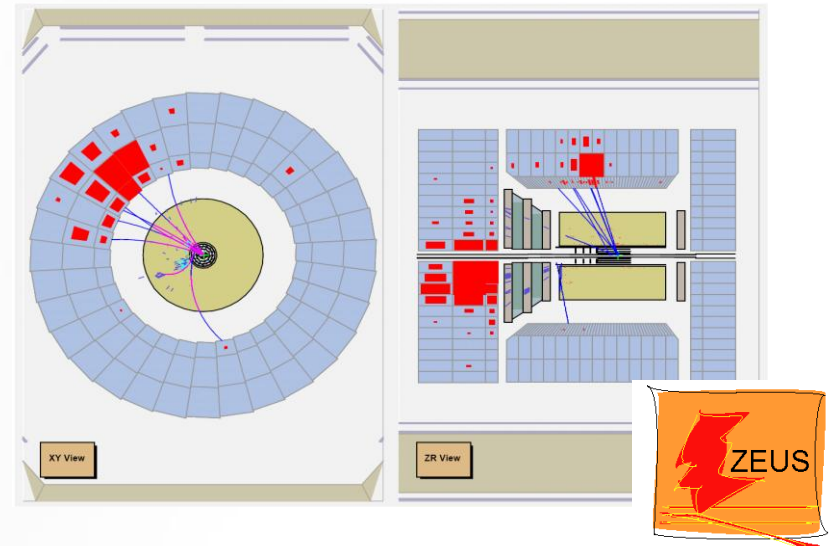
$$\sigma_E/E = 35\%/\sqrt{E} \text{ (hadrons)}$$

Deep Inelastic Scattering Processes

Neutral Current



Charged Current



$$Q^2 = -(k - k')^2$$

$$x = \frac{Q^2}{2P \cdot (k - k')}$$

$$y = \frac{P \cdot (k - k')}{P \cdot k}$$

$Q^2 = -(\text{4-momentum of propagator})^2$ – the virtuality of the exchanged boson.

x – fractional momentum of proton carried by struck quark q

y – fractional energy of the incoming lepton transferred to the proton in the proton's rest frame (inelasticity)

Deep Inelastic Scattering

NC: Sensitive to gluons, valence quarks and sea quarks

$$\frac{d^2 \sigma_{NC}^{\pm}}{dx dQ^2} \approx \frac{2\alpha\pi^2}{xQ^4} \left[Y_+ F_2 \mp Y_- xF_3 - y^2 F_L \right] \quad Y_{\pm} = \frac{1}{2} (1 \pm (1 - y^2))$$

$$F_2 \propto \sum_i e_i^2 (xq_i + x\bar{q}_i)$$

Directly sensitive to quark distribution
Gluon from scaling violations.

$$xF_3 \propto \sum_i xq_i - x\bar{q}_i$$

Valence quarks

$$F_L \propto \alpha_s xg$$

Gluon at NLO

Use 'reduced cross section'
to remove kinematic dependence:



$$\sigma_r = \frac{xQ^2}{2\alpha\pi^2 Y_+} \frac{d^2 \sigma_{NC}^{\pm}}{dx dQ^2} \approx F_2$$

CC: Flavour decomposition

$$\text{e-p:} \quad \frac{d^2 \sigma_{CC}^-}{dx dQ^2} = \frac{G_F^2}{2\pi} \left(\frac{M_W^2}{M_W^2 + Q^2} \right) \left[u + c + (1-y)^2 (\bar{d} + \bar{s}) \right]$$

$$\text{e+p:} \quad \frac{d^2 \sigma_{CC}^+}{dx dQ^2} = \frac{G_F^2}{2\pi} \left(\frac{M_W^2}{M_W^2 + Q^2} \right) \left[\bar{u} + \bar{c} + (1-y)^2 (d + s) \right]$$

Inclusive cross section combination

HERA-I

H1 & ZEUS have combined inclusive DIS cross sections from HERA I data
=> New average with $L=240 \text{ pb}^{-1}$

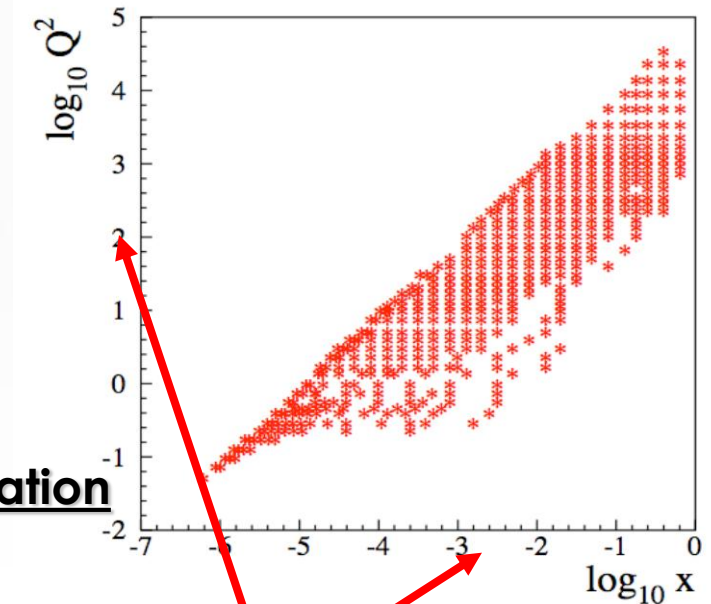
Combination procedure:

- 1) Swim all point to a common Q^2 -x grid
- 2) Move 820 GeV data to 920 GeV p-beam energy (not for NC at $y>0.35$)
- 3) Calculate average values and uncertainties
- 4) Evaluate “procedural uncertainties”

χ^2 minimalisation method for data combination

1402 data points combined to **741 cross section** measurements:

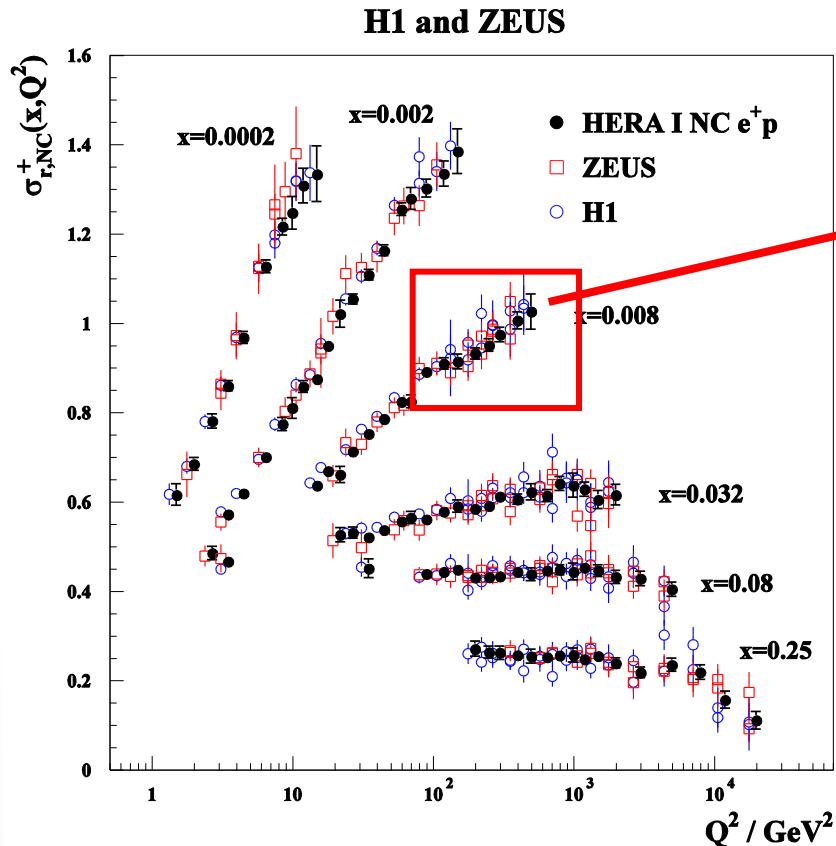
- **110** correlated syst. error sources (H1 & ZEUS)
- **3** procedural uncertainties
- H1 & ZEUS syst. assumed independent (except 0.5% lumi normalisation)



Span **6 orders of magnitude**
in x and Q^2

The Power of Combination (JHEP01 (2010) 109)

- Combined are full published HERA-I NC, CC e^+p cross sections



- Unprecedented precision due to cross calibration of detectors

2% for $3 < Q^2 < 500 \text{ GeV}^2$
1% for $20 < Q^2 < 100 \text{ GeV}^2$

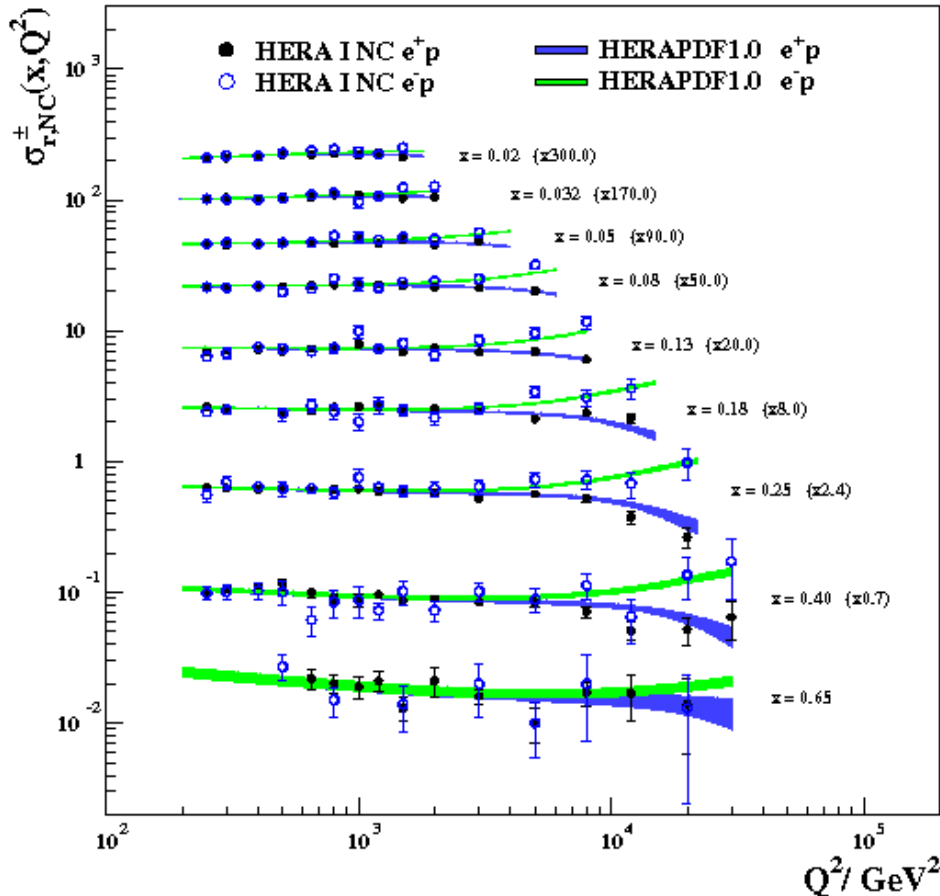
- Data show good consistency

$$\chi^2/n_{\text{dof}} = 637/656$$

QCD analysis based on HERA-I data → [HERAPDF1.0](#)

HERA-I combined NC data

H1 and ZEUS



NC data at high- $Q^2 \rightarrow$
 $Z\gamma$ interference **destructive (e+p)**
and **constructive (e-p)**

➤ Good agreement between data
and **NLO QCD fit (HERAPDF1.0)**

Including **HERA-II high- Q^2 data** \rightarrow
improvement **at high- Q^2 and high- x** is expected

Combination of the high- Q^2 data

Extension of the published combination of the HERA I data:

Used data:

✓ **HERA-I** as in JHEP01(2010)109

✓ **HERAII:**

H1, HERA II (high Q^2 , $P=0$)

CC e-p

CC e+p

NC e-p

NC e+p

ZEUS, HERA II (high Q^2 , $P=0$)

NC e-p

CC e-p

CC e+p

Method of combination:

- HERA-I : same as in JHEP01(2010)109
- HERA-II : three additional procedural errors

$$\chi^2/n_{\text{dof}} = 967/1032$$



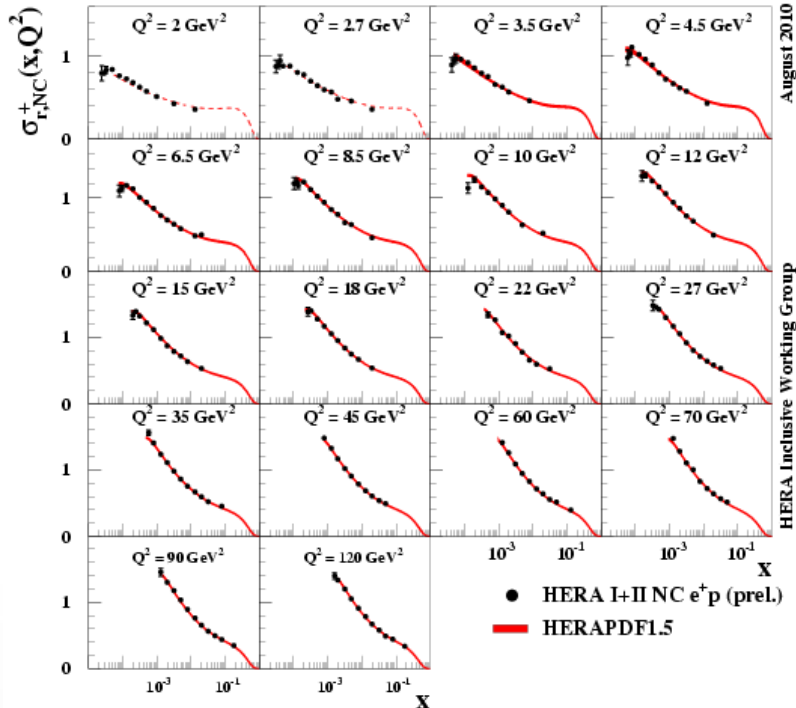
QCD analysis based on HERA-I + HERA-II high- Q^2 data
HERAPDF1.5

F_2 with combined HERA-I+II NC

Low/medium Q^2 bins (2-120 GeV^2)

e+p data

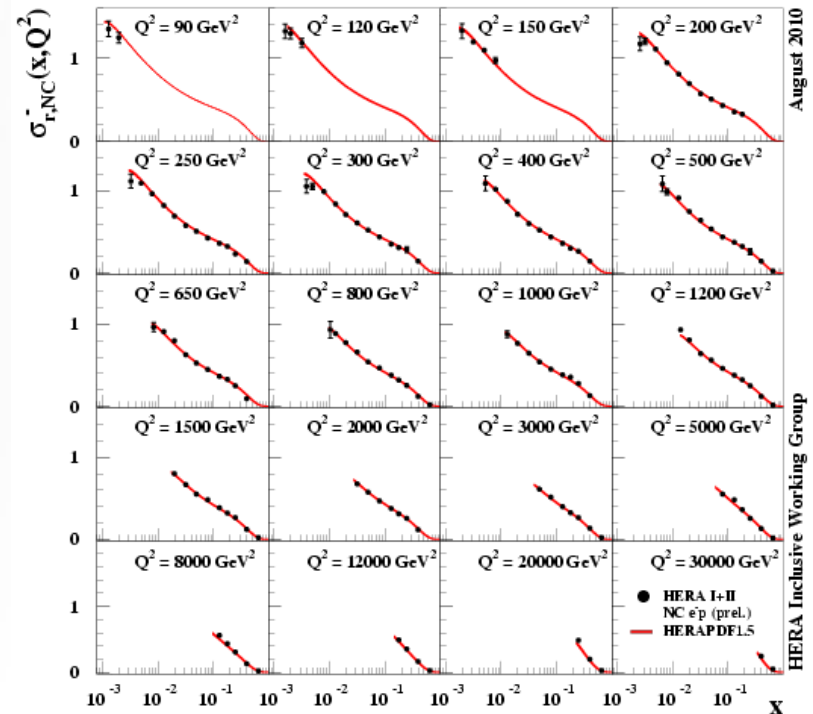
H1 and ZEUS



High Q^2 bins (90-30000 GeV^2)

e-p data

H1 and ZEUS



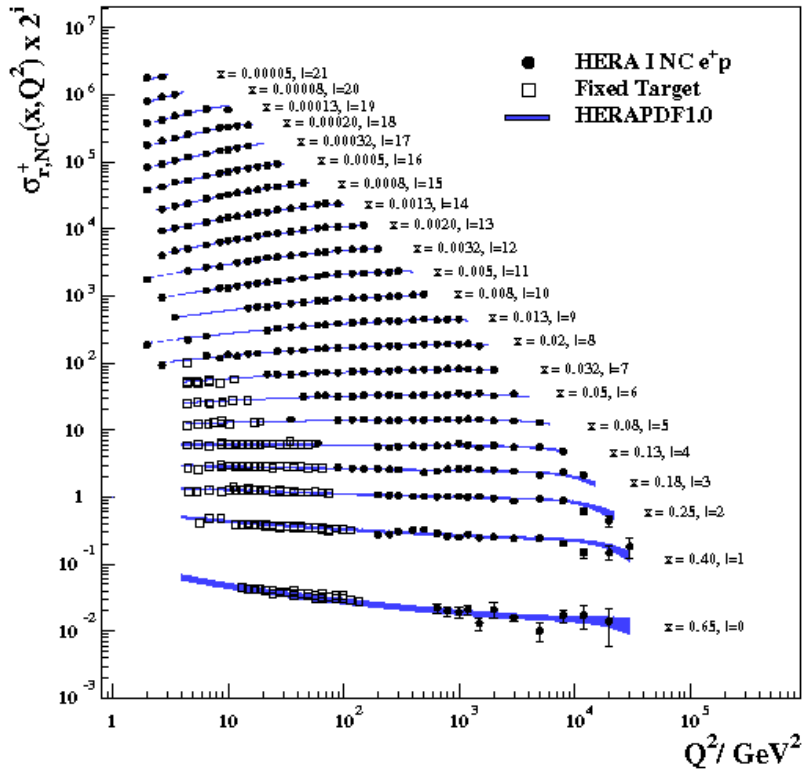
➤ $F_2(x, Q^2)$ shows strong rise as $x \rightarrow 0$, the rise increases with increasing Q^2

➤ Data well described by QCD fit from $Q^2=2$ to 30000 GeV^2

Combination of NC data

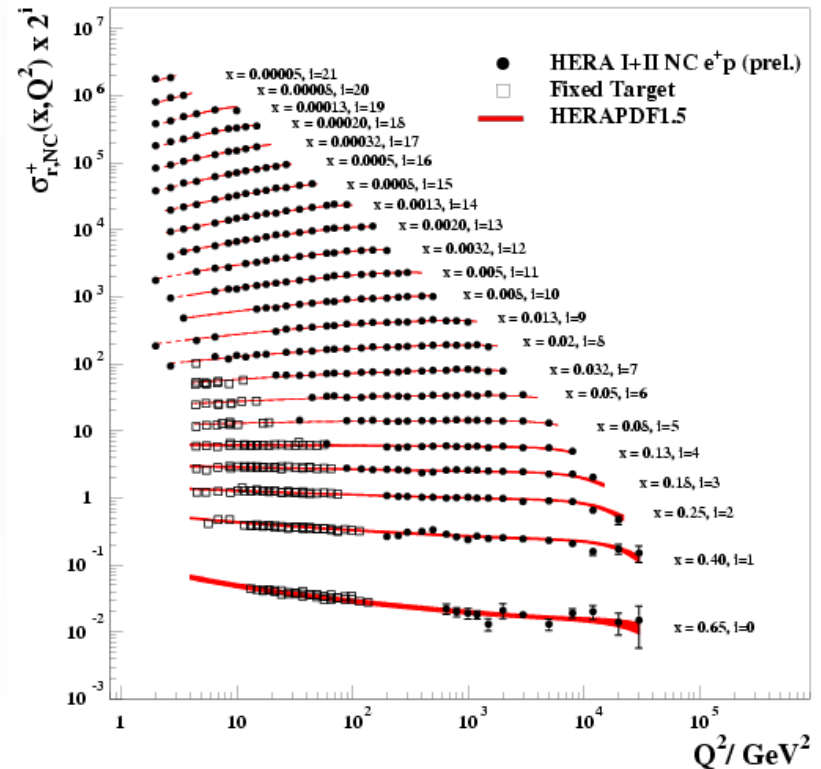
HERA-I combined results:

H1 and ZEUS



HERA-I+II combined results:

H1 and ZEUS



August 2010

HERA Inclusive Working Group

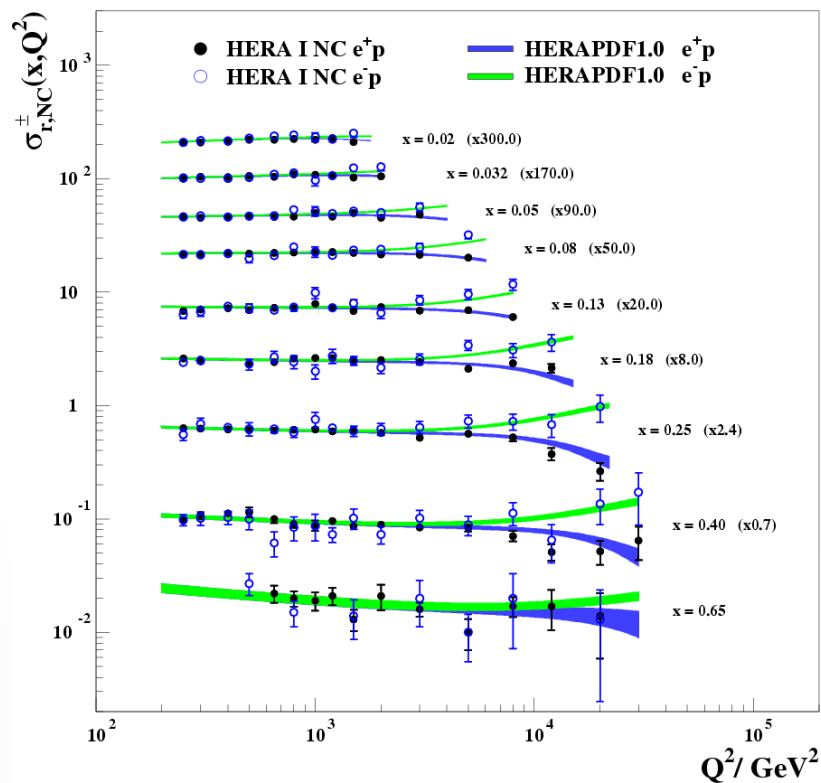
➤ Data show strong **scaling violations at low x** → large gluon density

New HERA-II measurements → increased precision **at high- Q^2**

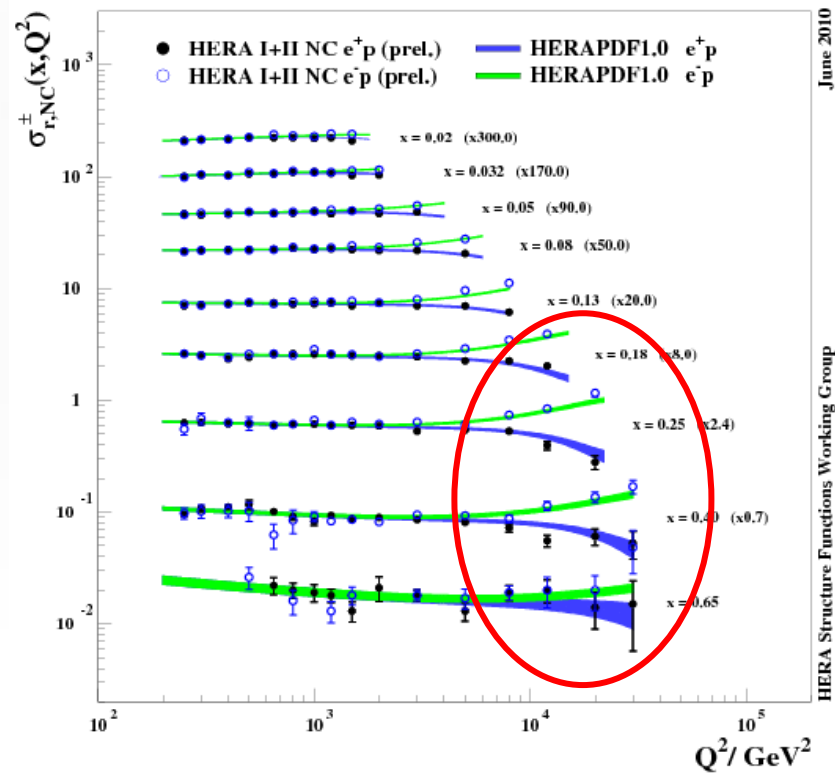
Combination of NC high- Q^2 data

NC data at high- $Q^2 \rightarrow Z\gamma$ interference **destructive (e+p)** & **constructive (e-p)**

HERA-I combined results vs. HERAPDF1.0



HERA-I+II combined results vs. HERAPDF1.0



June 2010

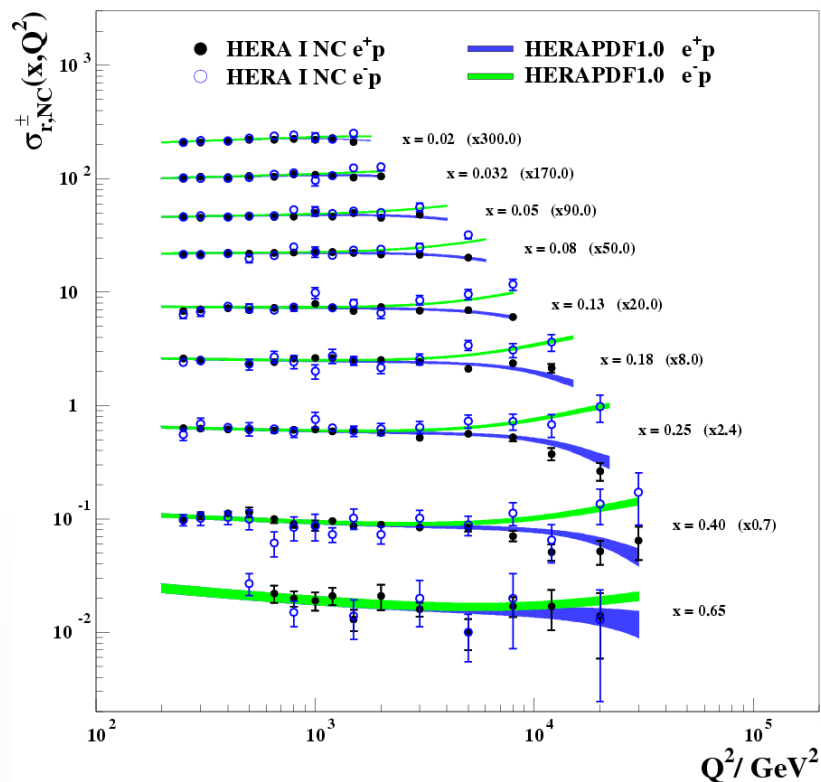
HERA Structure Functions Working Group

Including HERA-II high- Q^2 data \rightarrow
improved data precision **at high- Q^2 and high- x**

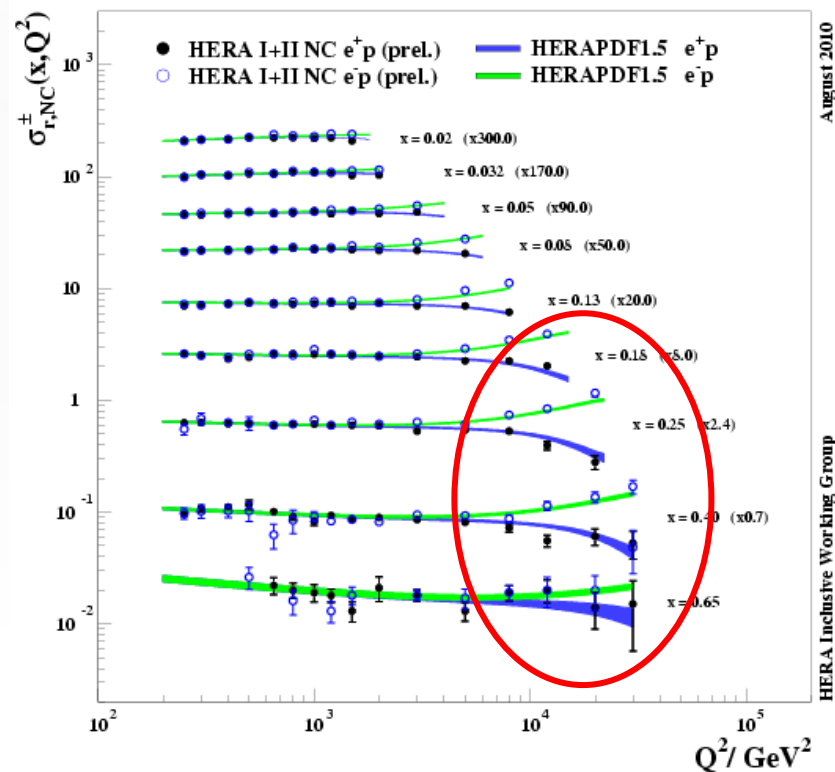
Combination of NC high- Q^2 data

NC data at high- $Q^2 \rightarrow Z\gamma$ interference **destructive (e+p)** & **constructive (e-p)**

HERA-I combined results vs. HERAPDF1.0



HERA-I+II combined results vs. HERAPDF1.5



August 2010

HERA Inclusive Working Group

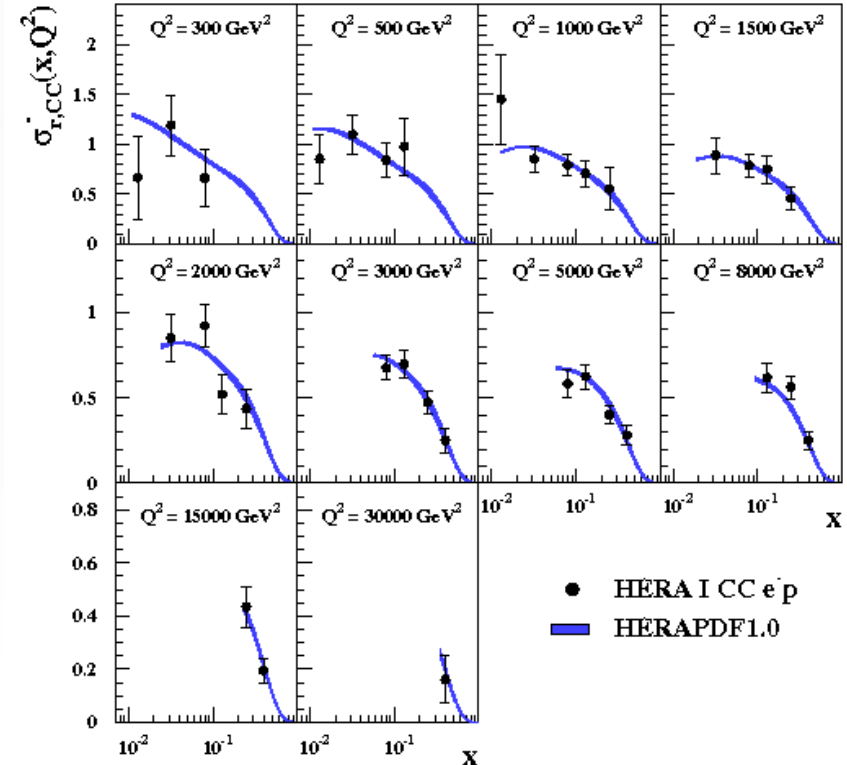
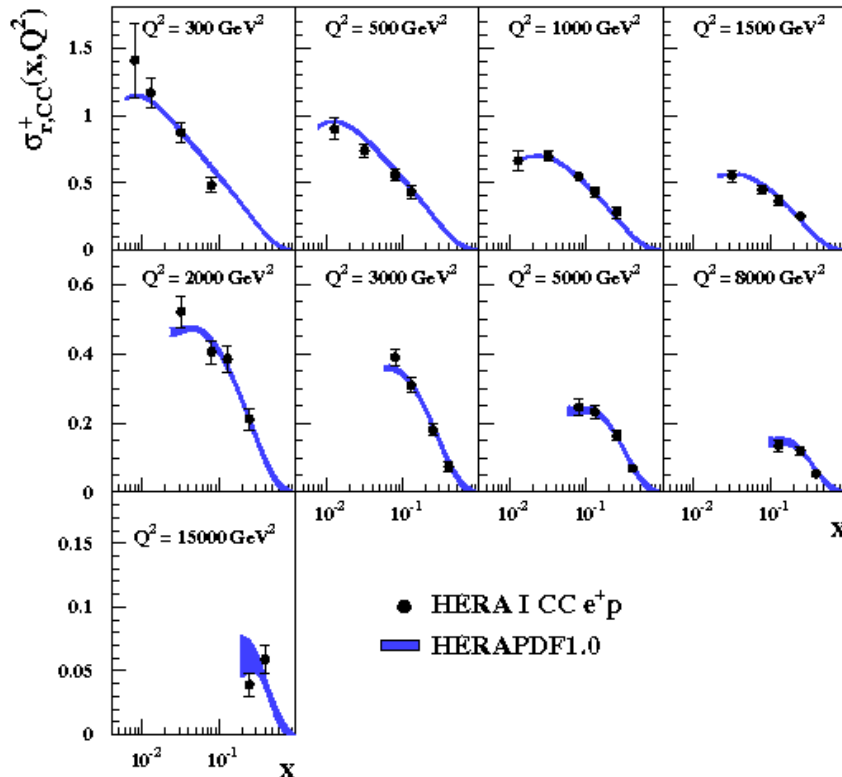
Including HERA-II high- Q^2 data \rightarrow
improved PDF precision **at high- Q^2 and high- x**

Combined HERA-I CC data vs. HERAPDF1.0

- CC e^+p/e^-p allows to disentangle contributions of d and u quarks
- Probes flavor structure of the proton

$$\tilde{\sigma}_{cc}^{e^+p} \sim \bar{u} + \bar{c} + (1-y)^2(d+s)$$

$$\tilde{\sigma}_{cc}^{e^-p} \sim u + c + (1-y)^2(\bar{d} + \bar{s})$$



e^+p most sensitive to $d(x, Q^2)$
 e^+p valence quarks suppressed
 by factor $(1-y)^2$

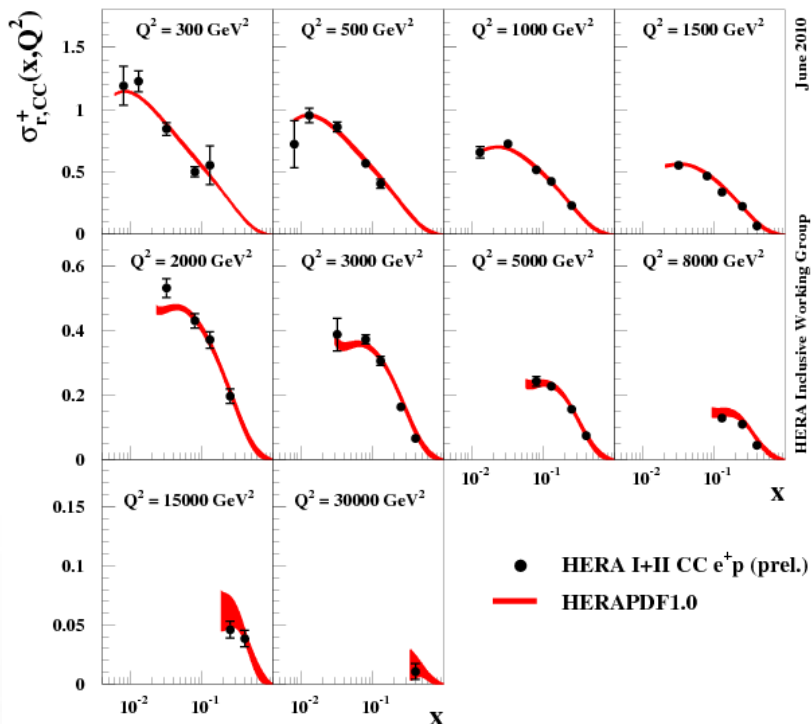
e^-p most sensitive to $u(x, Q^2)$

Combined HERA-I+II CC data vs. HERAPDF1.0

- CC e^+p/e^-p allows to disentangle contributions of d and u quarks
- Probes flavor structure of the proton

$$\tilde{\sigma}_{cc}^{e^+p} \sim \bar{u} + \bar{c} + (1-y)^2(d+s)$$

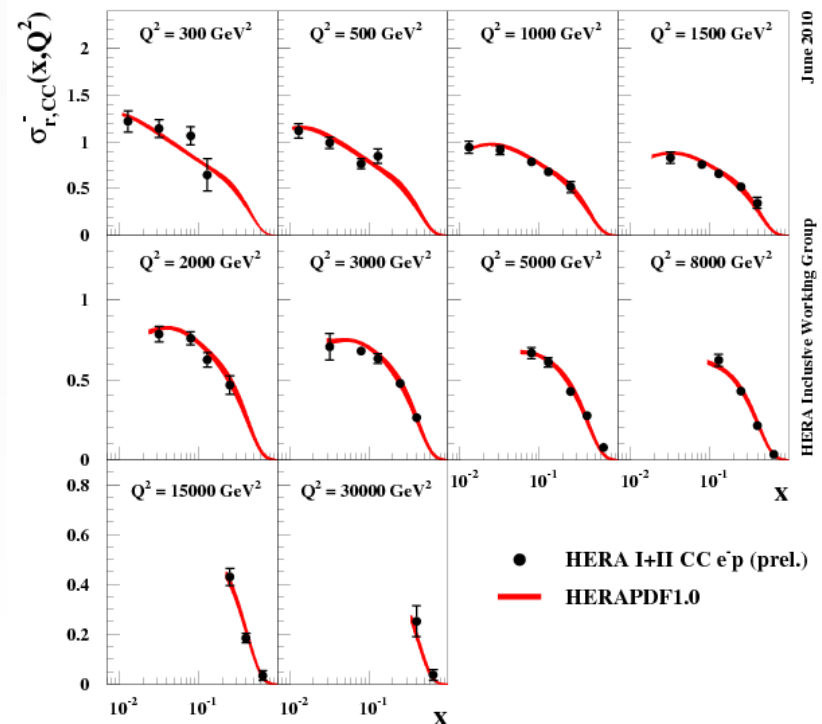
H1 and ZEUS



e^+p most sensitive to $d(x, Q^2)$
 e^+p valence quarks suppressed
 by factor $(1-y)^2$

$$\tilde{\sigma}_{cc}^{e^-p} \sim u + c + (1-y)^2(\bar{d} + \bar{s})$$

H1 and ZEUS



e^-p most sensitive to $u(x, Q^2)$
 10 x higher statistic than
 in JHEP01(2010)109

Including HERA-II high- Q^2 data → increased data precision

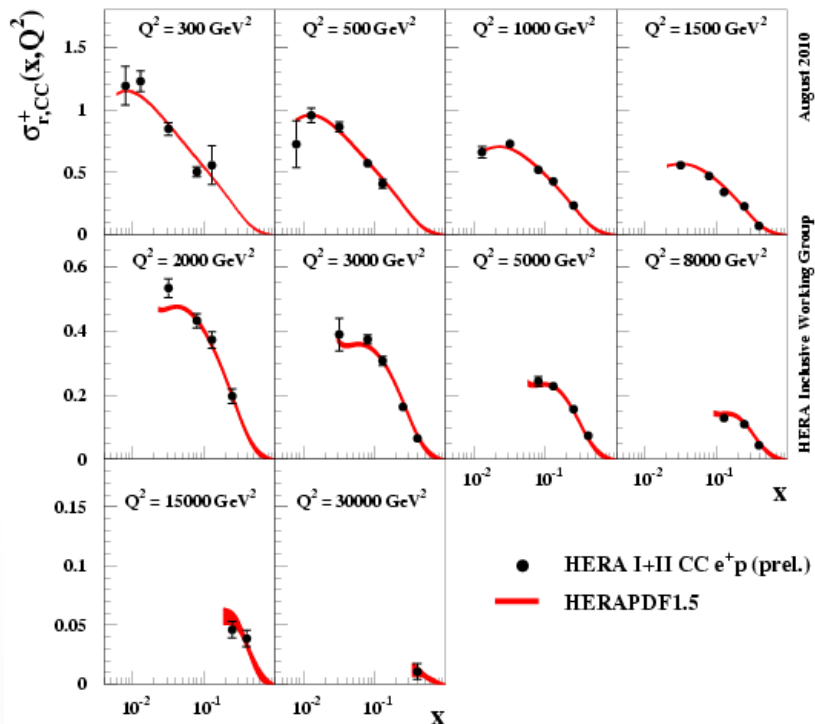
Combined HERA-I+II CC data vs. HERAPDF1.5

- CC e^+p/e^-p allows to disentangle contributions of d and u quarks
- Probes flavor structure of the proton

$$\tilde{\sigma}_{cc}^{e^+p} \sim \bar{u} + \bar{c} + (1-y)^2(d+s)$$

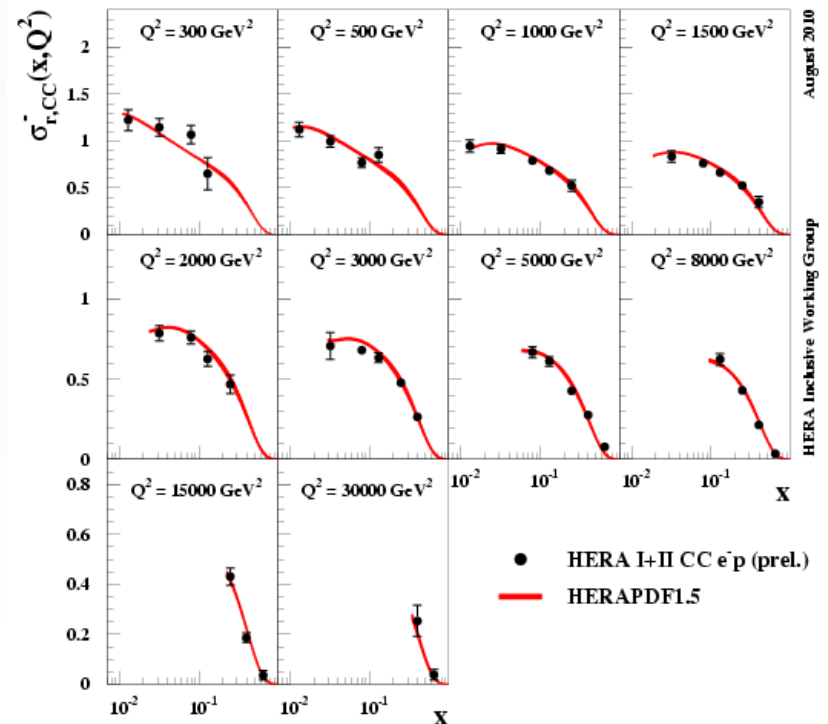
$$\tilde{\sigma}_{cc}^{e^-p} \sim u + c + (1-y)^2(\bar{d} + \bar{s})$$

H1 and ZEUS



e^+p most sensitive to $d(x, Q^2)$
 e^+p valence quarks suppressed
 by factor $(1-y)^2$

H1 and ZEUS



e^-p most sensitive to $u(x, Q^2)$
 10 x higher statistic than
 in JHEP01(2010)109

Including HERA-II high- Q^2 data → increased PDF precision

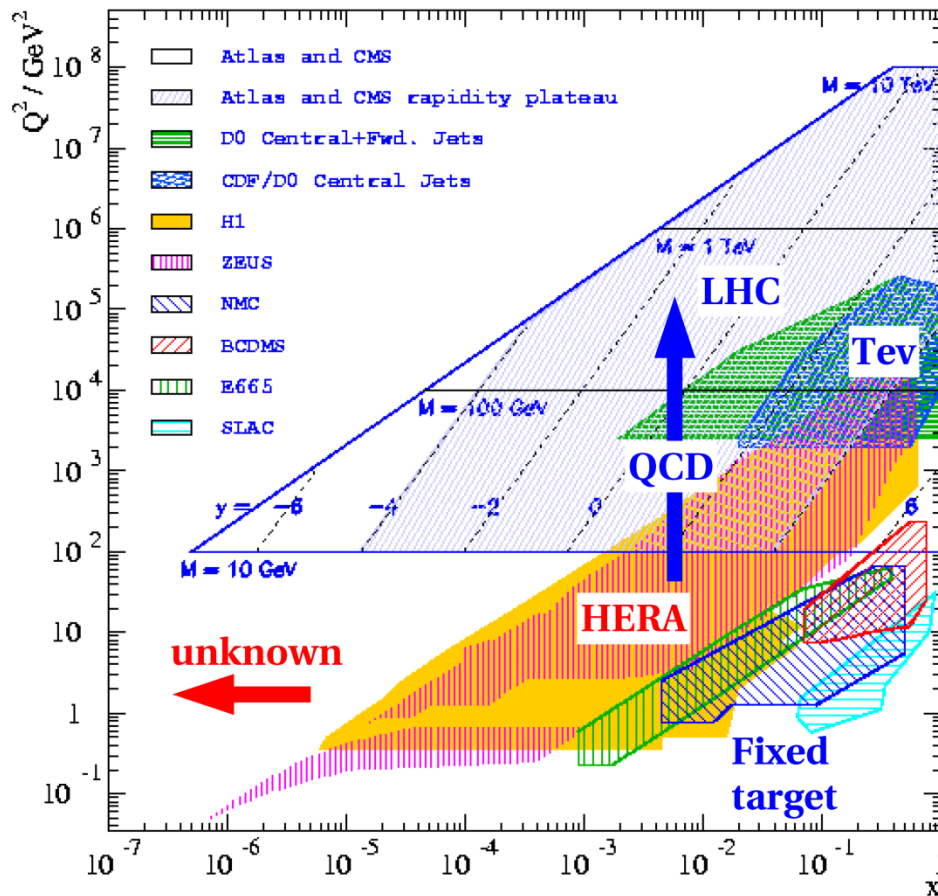
Summary

- The H1 and ZEUS HERA-I + II cross sections have been combined using a model-independent approach that leads to a cross-calibration of the H1 and ZEUS measurements:
 - Combined data span **six orders of magnitude in x and Q^2**
 - Large reduction of the systematic uncertainties
 - **1%-level precision** for $20 < Q^2 < 100 \text{ GeV}$
 - Including HERA-II data **improved precision at high- Q^2 and high- x**
- Recent combined results of the H1 & ZEUS Collaboration have allowed to determine proton's PDFs with an unprecedented precision:
 - HERA-I data:
HERAPDF1.0 (published)
 - HERA-I+HERA-II data:
HERAPDF1.5 (NLO, NNLO, unconstrained fit) → see Allen Caldwell's talk
 - + jets data:
HERAPDF1.6 → see Krzysztof Nowak's talk

Inclusive measurements at HERA still a very active field

Extra-slides

Kinematic plane



QCD evolution extrapolates
HERA measured PDFs to LHC

PDF's obtained in low x
regime at HERA are
applicable to LHC

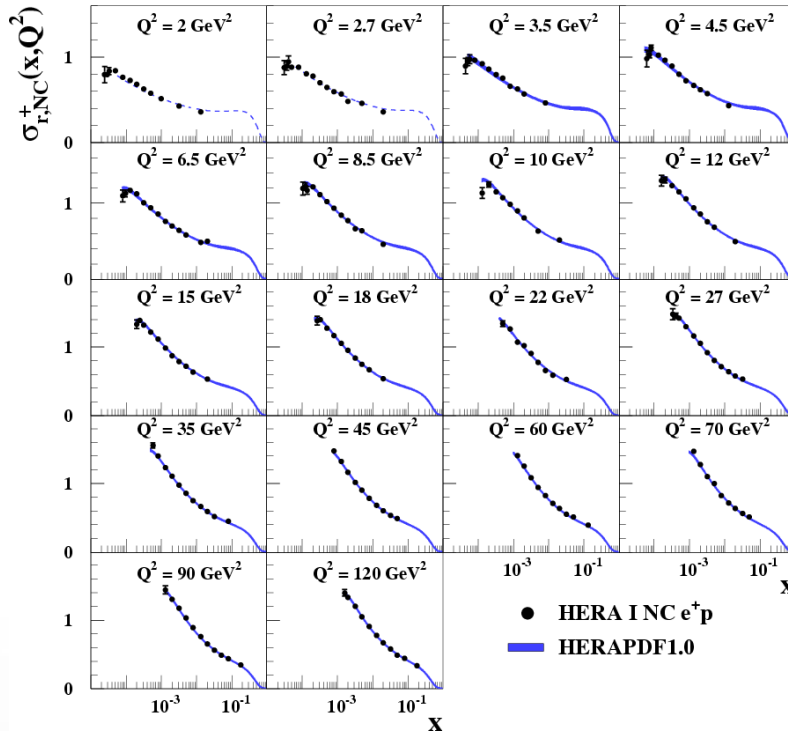
HERA data cover LHC central
rapidity range for $M > 100 \text{ GeV}$

F_2 with combined e+p HERA-I NC

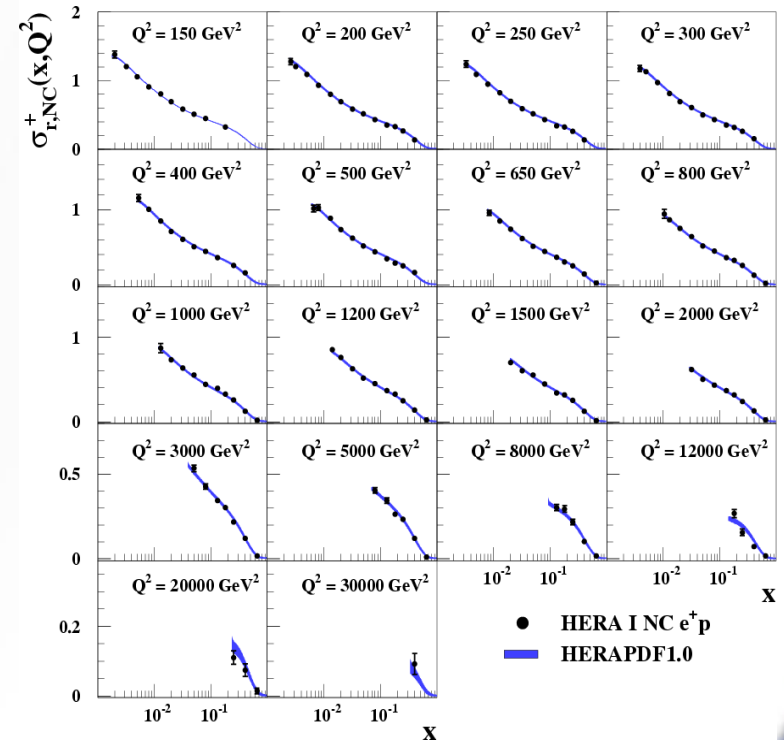
Low/medium Q^2 bins (2-150 GeV^2)

High Q^2 bins (150-30000 GeV^2)

H1 and ZEUS



H1 and ZEUS



➤ $F_2(x, Q^2)$ shows strong rise as $x \rightarrow 0$, the rise increases with increasing Q^2

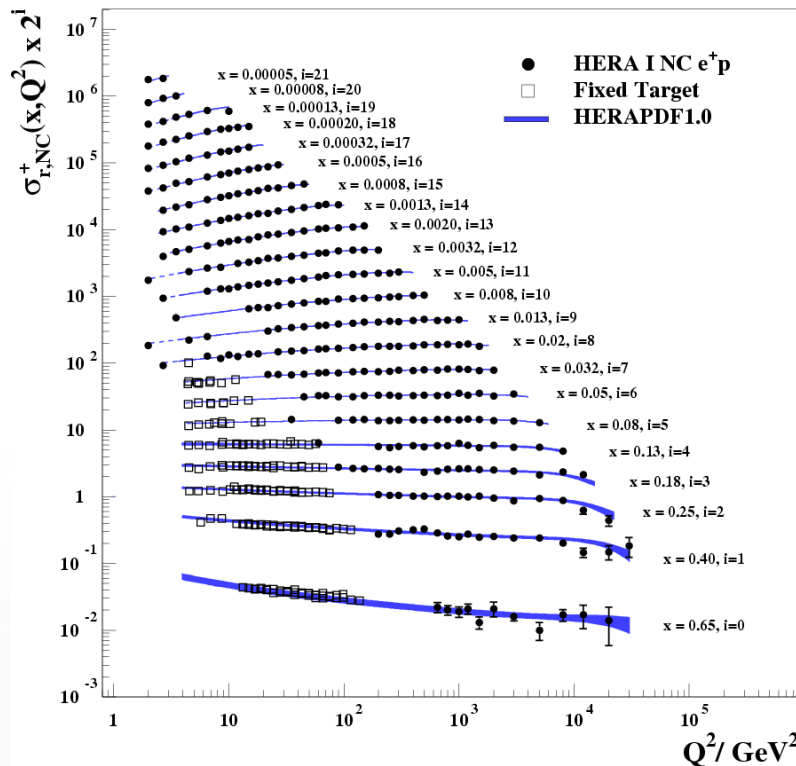
➤ Data well described by QCD fit from $Q^2=2$ to 30000 GeV^2

HERA-I combined NC

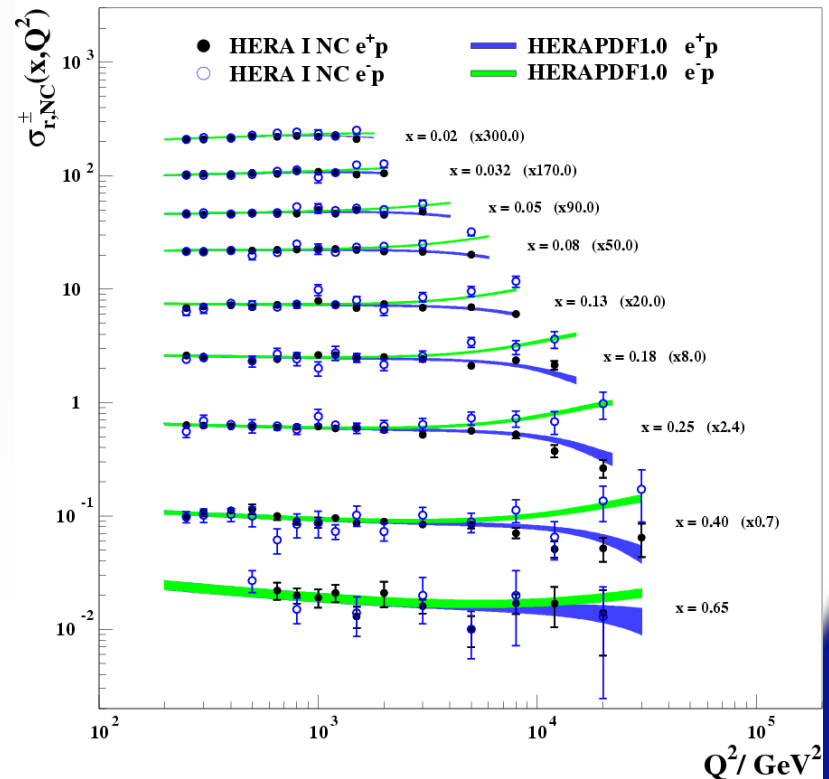
➤ Data show strong **scaling violations at low x** → large gluon density

➤ NC data at high- Q^2 :
Z γ interference **destructive (e+p)**
and **constructive (e-p)**

H1 and ZEUS



H1 and ZEUS



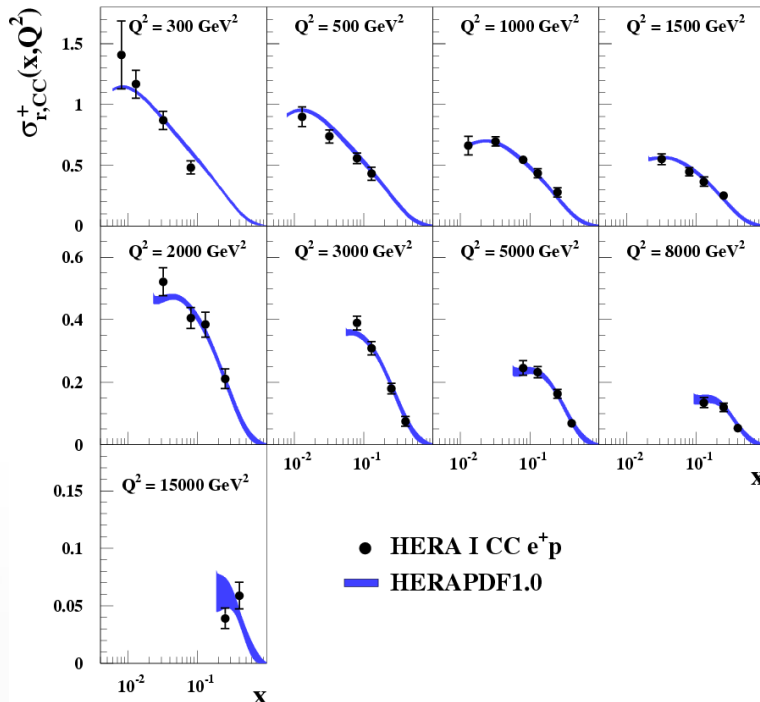
Good agreement between data and **NLO QCD fit!**

HERA-I combined CC data

- CC e^+p/e^-p allows to disentangle contributions of d and u quarks
- Probes flavor structure of the proton

$$\tilde{\sigma}_{cc}^{e^+p} \sim \bar{u} + \bar{c} + (1-y)^2(d+s)$$

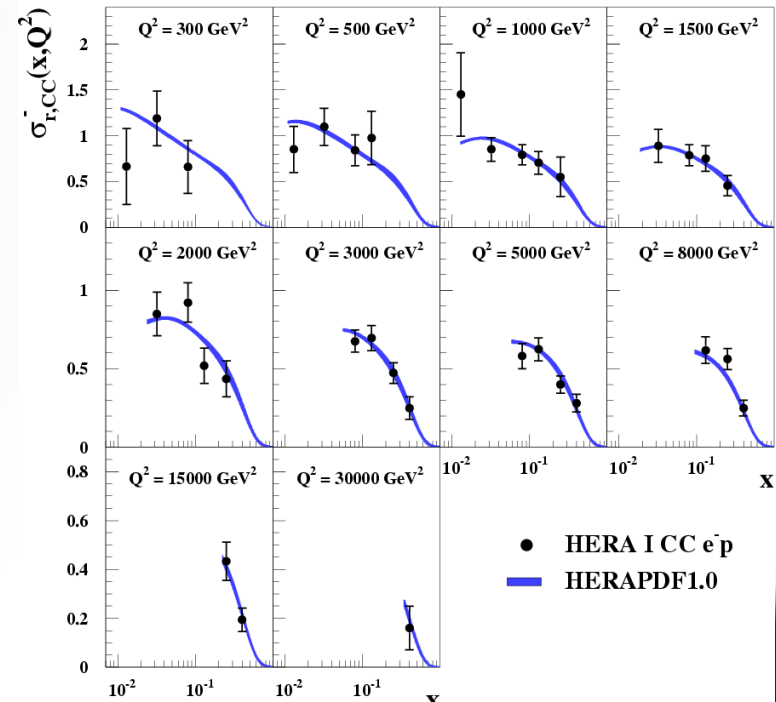
H1 and ZEUS



- e^+p most sensitive to $d(x, Q^2)$
- e^+p valence quarks suppressed by factor $(1-y)^2$

$$\tilde{\sigma}_{cc}^{e^-p} \sim u + c + (1-y)^2(\bar{d} + \bar{s})$$

H1 and ZEUS



- e^-p most sensitive to $u(x, Q^2)$
- Low luminosity (16pb⁻¹/exp.)
→ Big statistical errors

HERA-I QCD fit - HERAPDF1.0

- Fit uses **combined H1&ZEUS NC, CC data only**
- DGLAP equations at **NLO in \overline{MS} scheme**
- Parameterize parton distribution functions at starting scale and evolve with Q^2 .
- **Thorne-Roberts Variable Flavour Number Scheme** (as for MSTW08):
→ takes the quark masses into account

Scheme	TRVFNS
Evolution	QCDNUM17.02
Order	NLO
Q_0^2	1.9 GeV ²
$f_s = s/D$	0.31
Renorm. scale	Q^2
Factor. scale	Q^2
Q_{min}^2	3.5 GeV ²
$\alpha_S(M_Z)$	0.1176
M_c	1.4 GeV
M_b	4.75 GeV

PDFs at the starting scale
parameterised as:

$$xf(x, Q_0^2) = Ax^B(1-x)^C(1+Dx+Ex^2)$$

where $xf = xu_{val}, xd_{val}, xg, xUbar, xDbar$

PDF	A	B	C	D	E
xg	sum rule	FIT	FIT	-	-
xu_{val}	sum rule	FIT	FIT	-	FIT
xd_{val}	sum rule	$=B_{u_{val}}$	FIT	-	-
$x\overline{U}$	$\lim_{x \rightarrow 0} \overline{u}/\overline{d} \rightarrow 1$	FIT	FIT	-	-
$x\overline{D}$	FIT	$=B_{\overline{U}}$	FIT	-	-

Results:

10 parameters for central fit

$$\chi^2/n_{dof} = 574/582$$

HERA-I QCD fit - uncertainties

➤ Experimental uncertainty:

Take into account experimental errors including, correlations bin to bin and between experiments/datasets => $\Delta\chi^2=1$

➤ Model uncertainty includes theoretical errors:

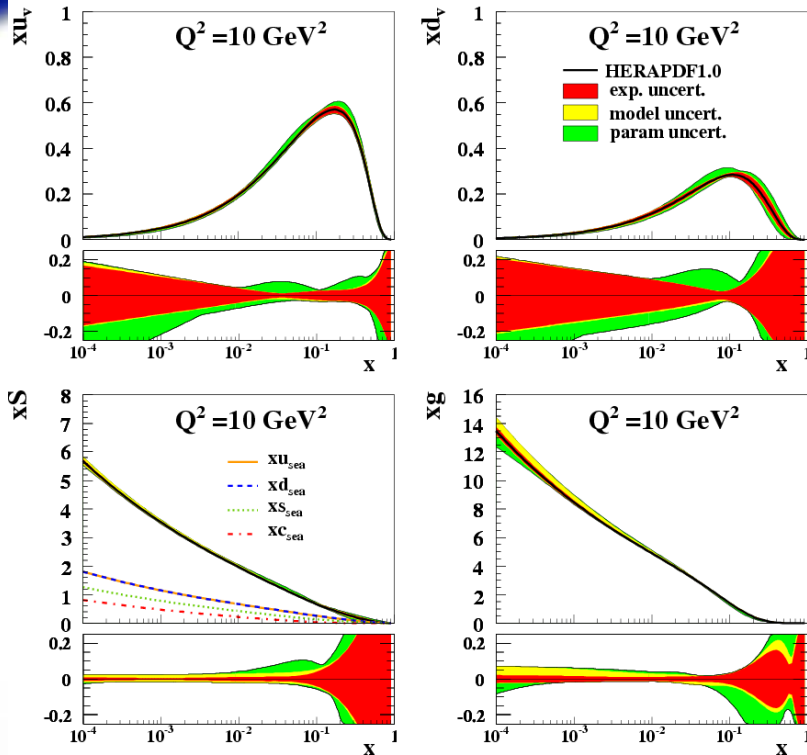
Variation	Standard Value	Lower Limit	Upper Limit
f_s	0.31	0.23	0.38
m_c [GeV]	1.4	1.35 ^(a)	1.65
m_b [GeV]	4.75	4.3	5.0
Q_{min}^2 [GeV ²]	3.5	2.5	5.0
Q_0^2 [GeV ²]	1.9	1.5 ^(b)	2.5 ^(c,d)

➤ Parameterisation uncertainty:

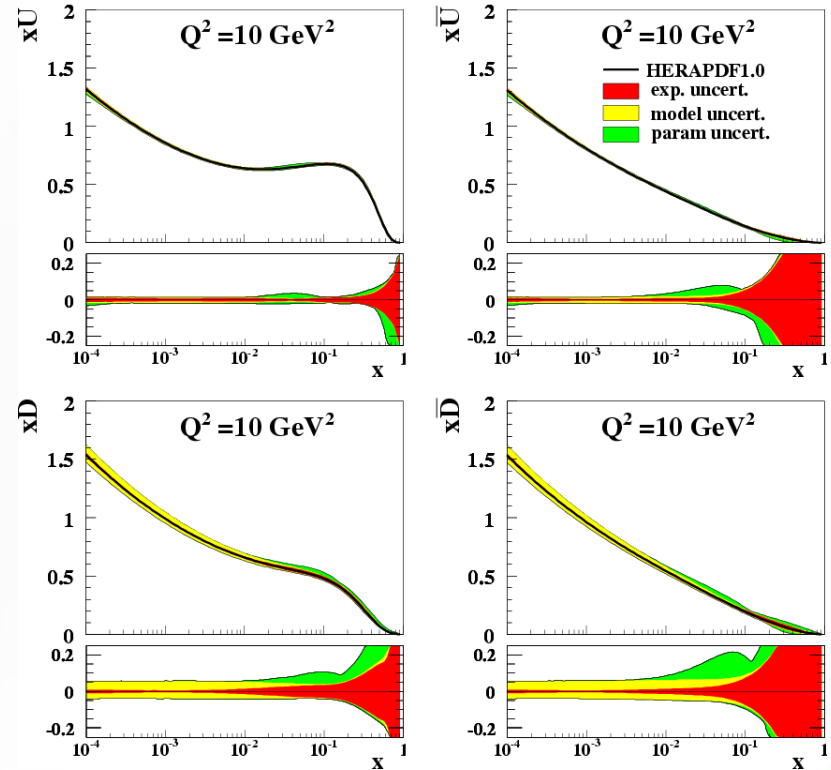
Vary parameterisation of PDFs at starting scale by adding in extra parameters in the fit

HERAPDF1.0 at $Q^2=10\text{GeV}^2$

H1 and ZEUS



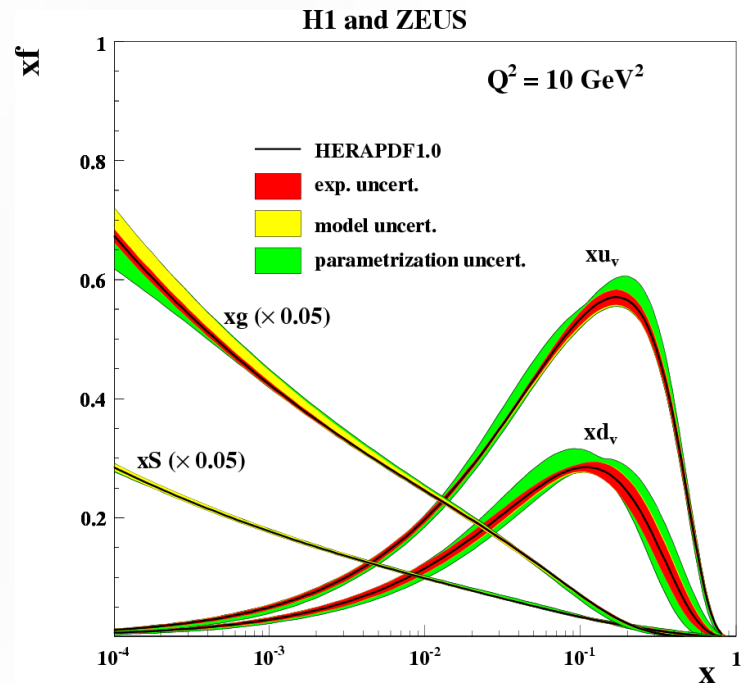
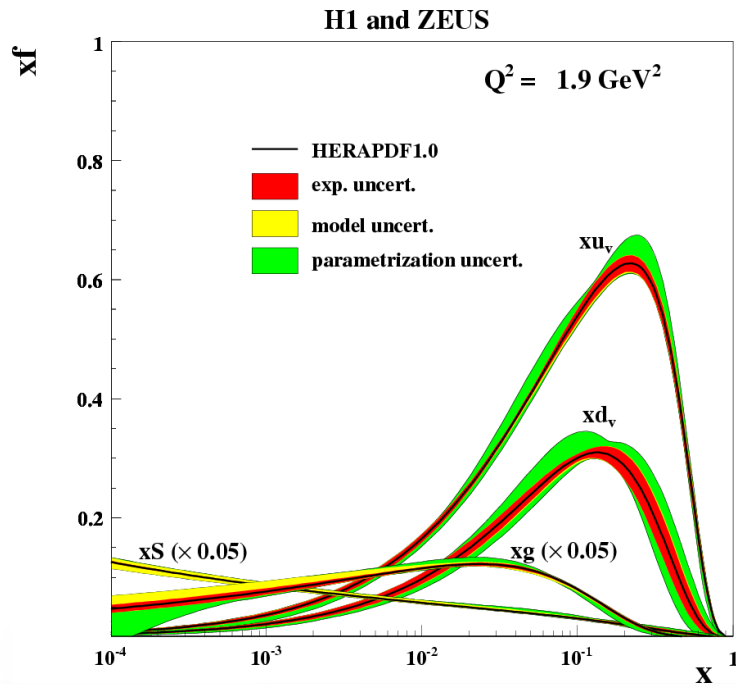
H1 and ZEUS



- High precision for sea and gluon at low x
- Reasonable precision for valence at high x
- Gluon error relatively large at high x

HERAPDF1.0

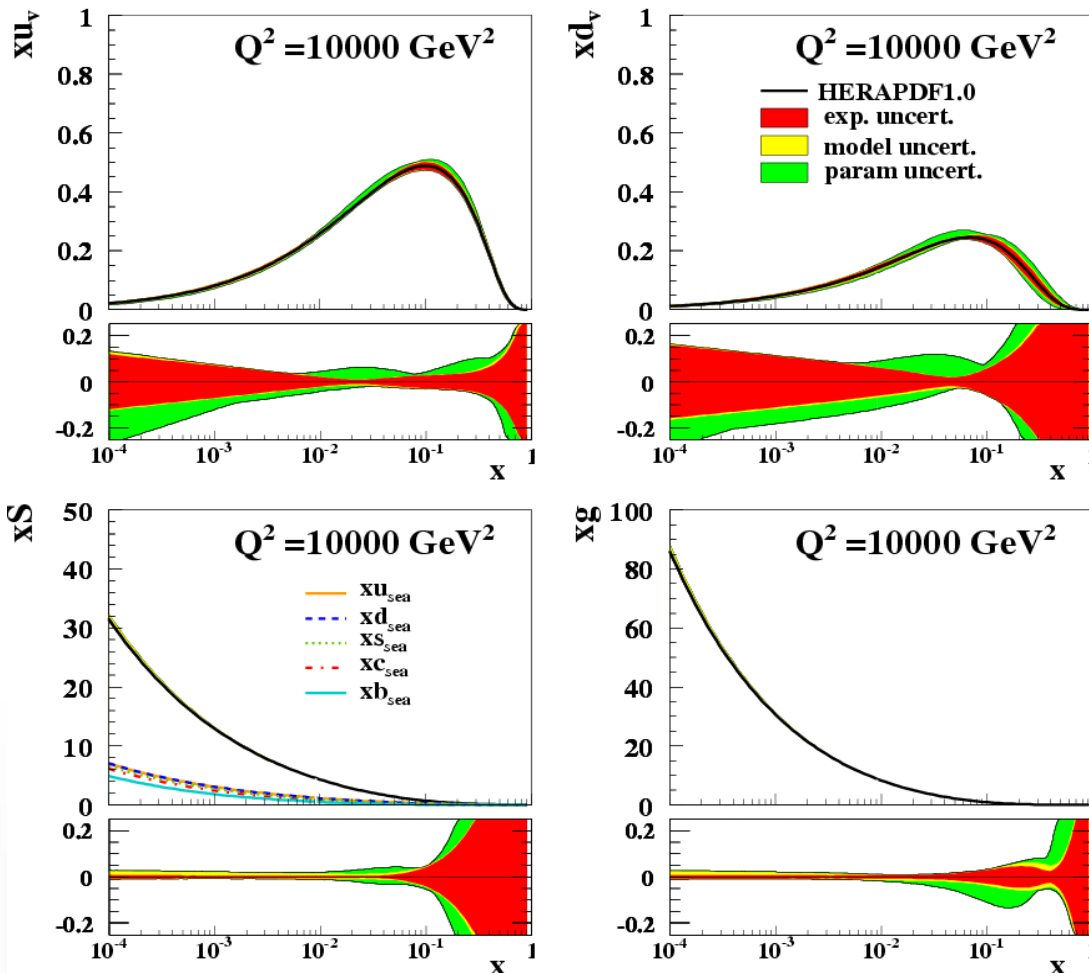
Distributions for valence quarks, sea and gluons



Gluon and sea distributions are scaled by factor 20

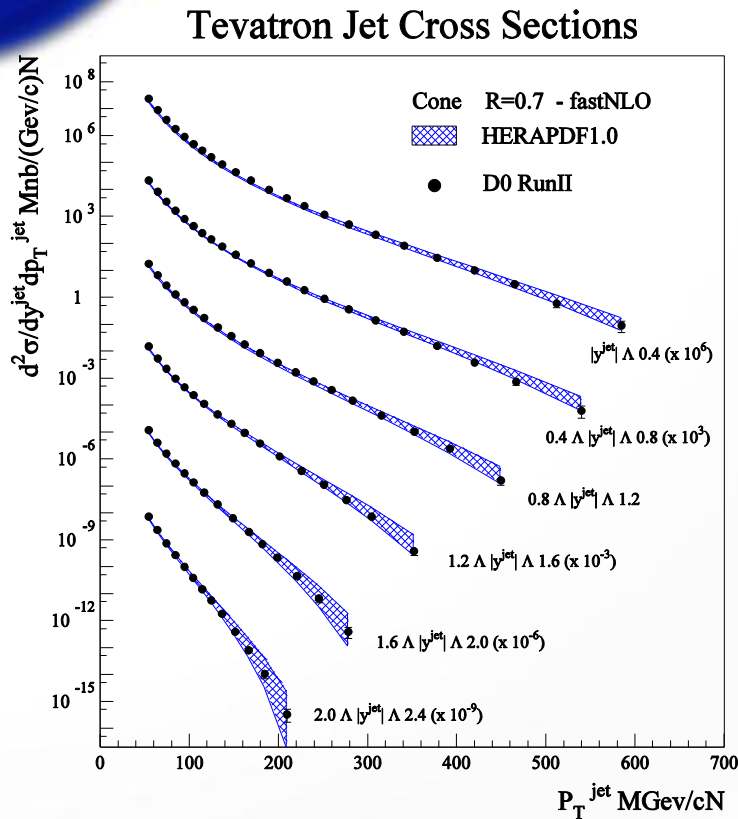
HERAPDF1.0 at high Q^2

H1 and ZEUS



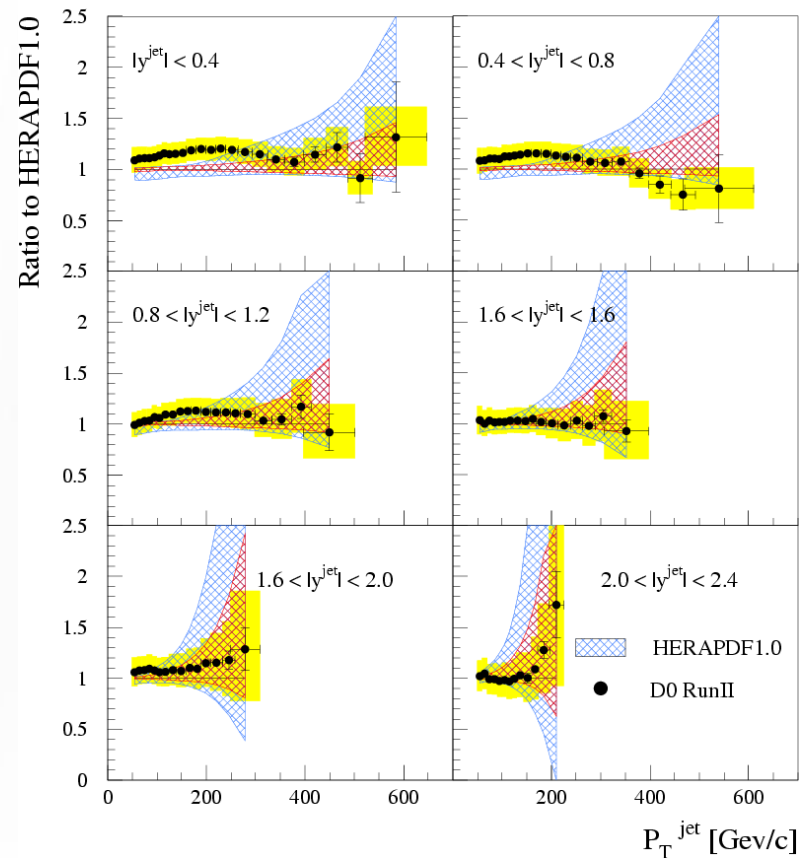
Small errors on gluon & sea distributions at LHC energies
→ enables precise predictions for LHC cross sections

HERAPDF1.0: Crosscheck with TeVatron data



HERAPDF1.0 describes TeVatron data up to the high-Et jet production!

Tevatron Jet Cross Sections



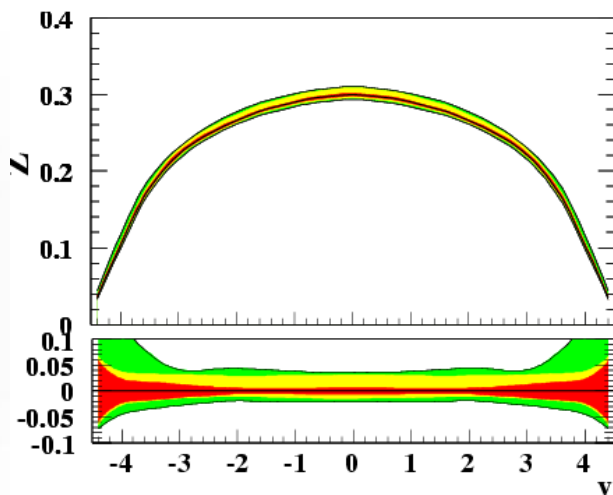
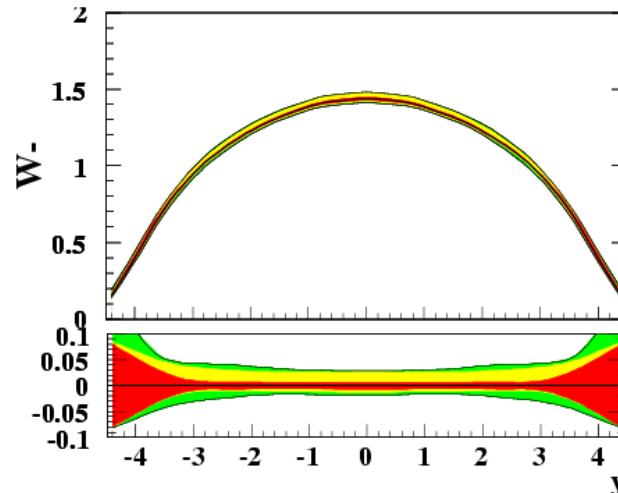
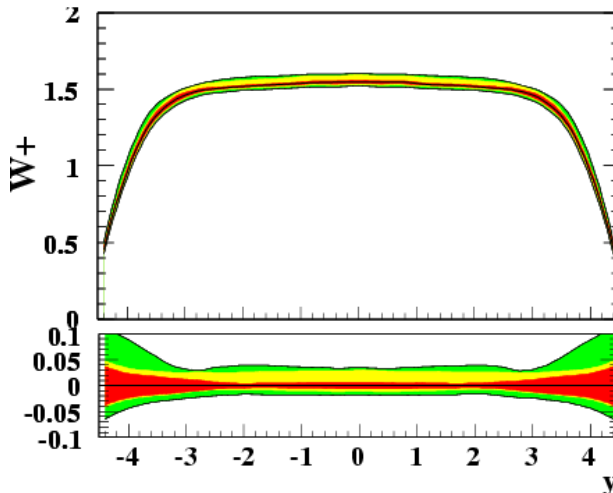
Ratio of D0 high Et jet cross-section to HERAPDF1.0 prediction:

- Total PDF uncertainty blue
- PDF experimental red
- Systematic experimental error yellow

HERAPDF1.0: Impact on LHC

Predictions for the W/Z production cross sections using **HERAPDF1.0**
(including **experimental**, **model** and **parameterisation** uncertainties)

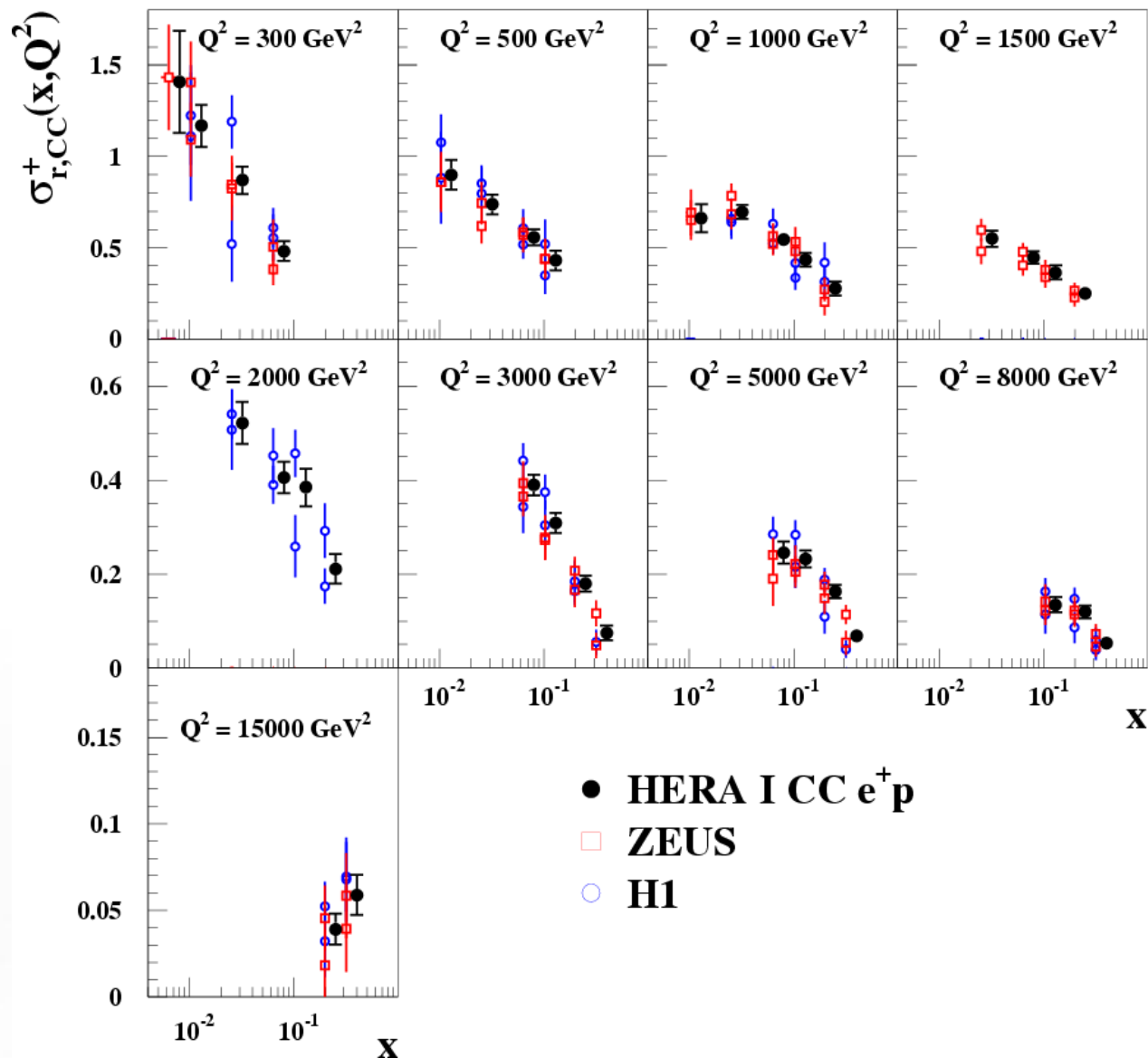
W and Z rapidity distributions



- **Precision:**
4% uncertainties in the central rapidity range
- Improvement is expected with HERAII data at large y (high-x)

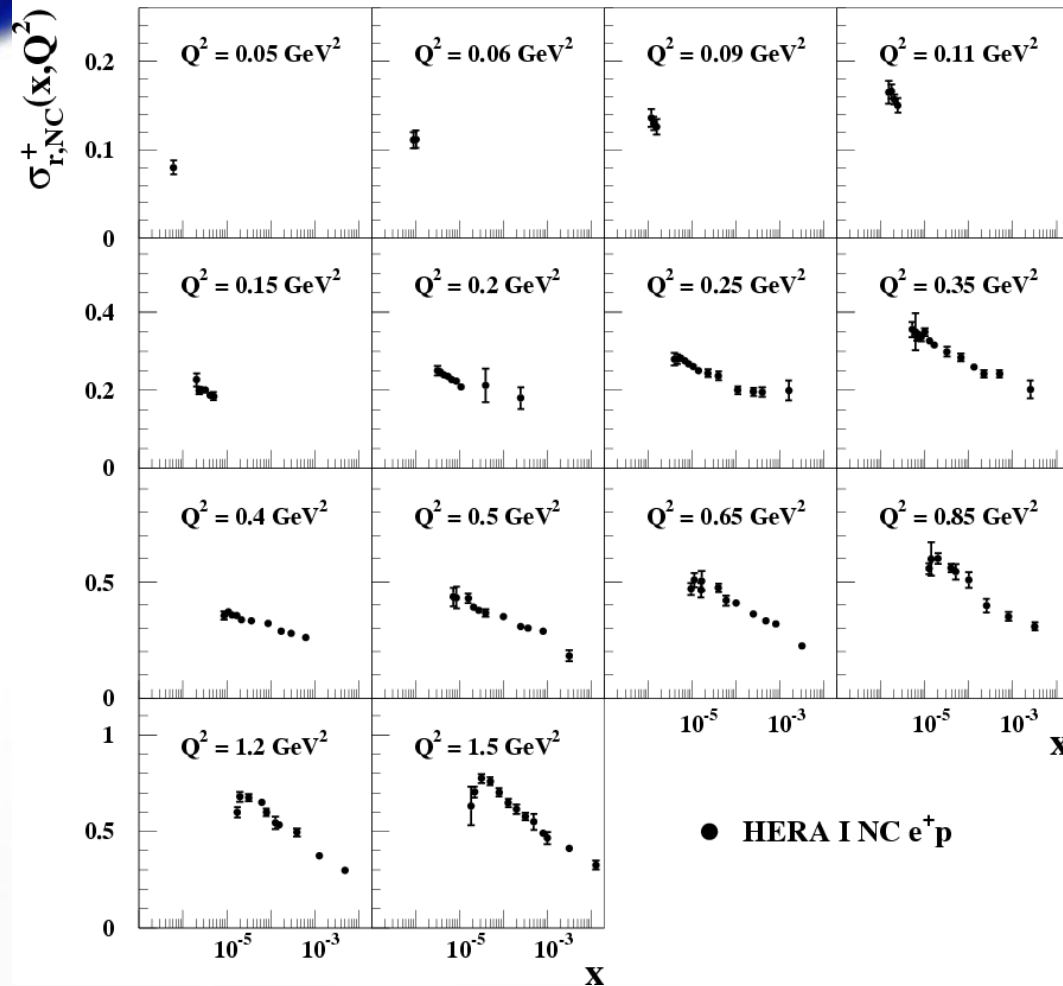
HERA combined CC e+p

H1 and ZEUS



HERA combined NC e+p at very low Q²

H1 and ZEUS

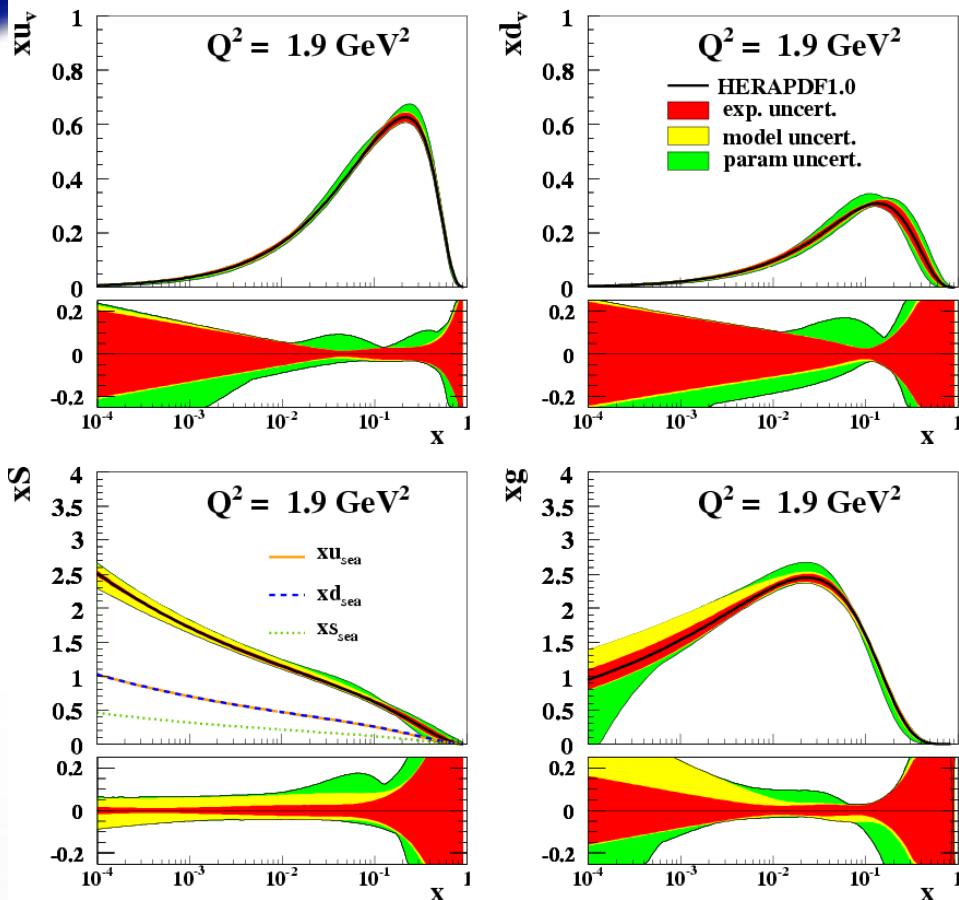


➤ Data shown in very low Q^2 region (0.05-1.5 GeV²)

➤ pQCD not expected to work in the very low Q^2 region.

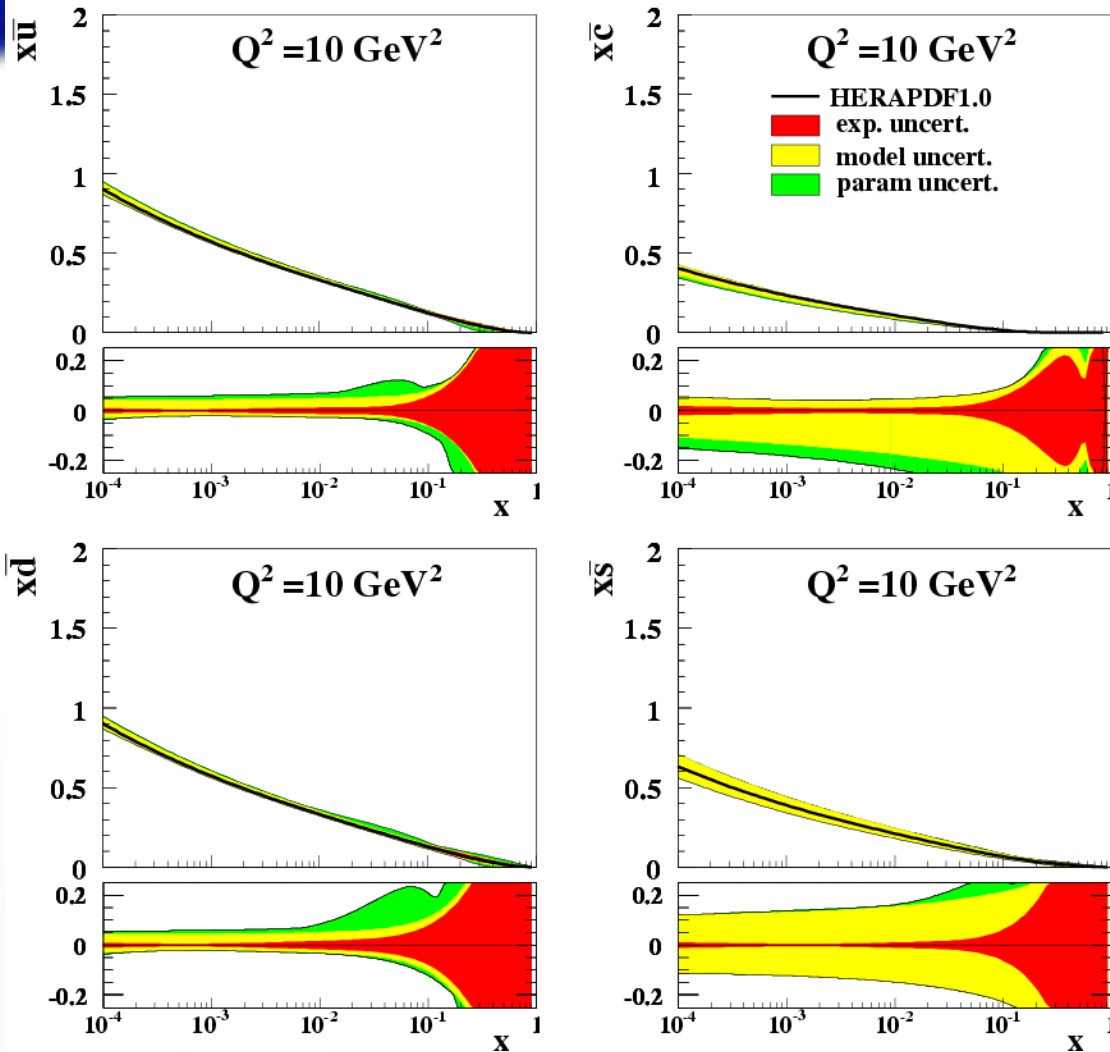
PDF from HERAPDF1.0 at low Q^2

H1 and ZEUS



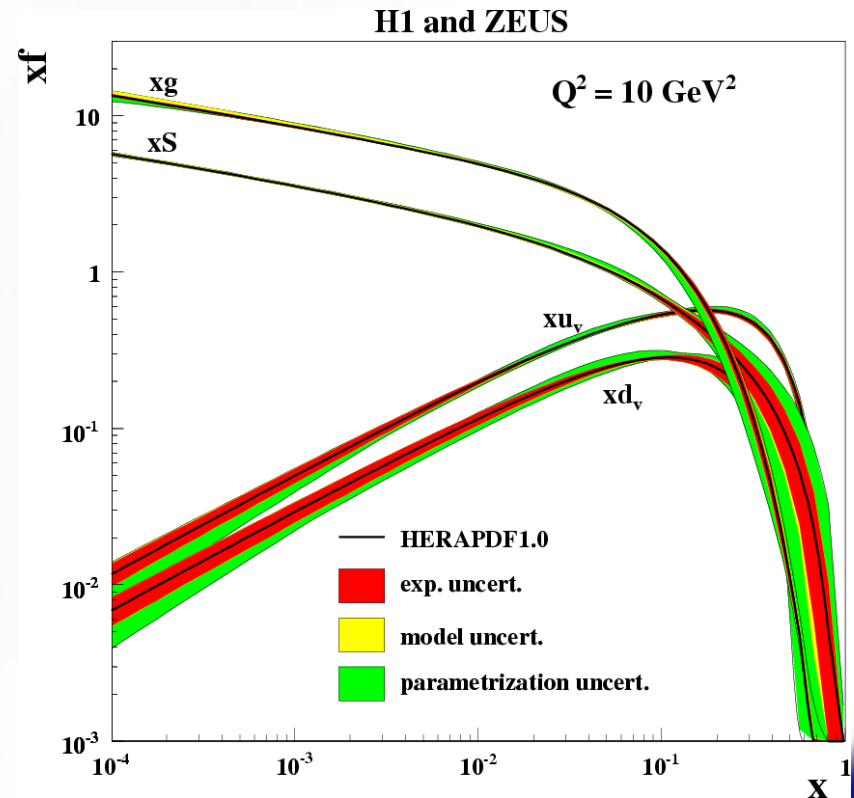
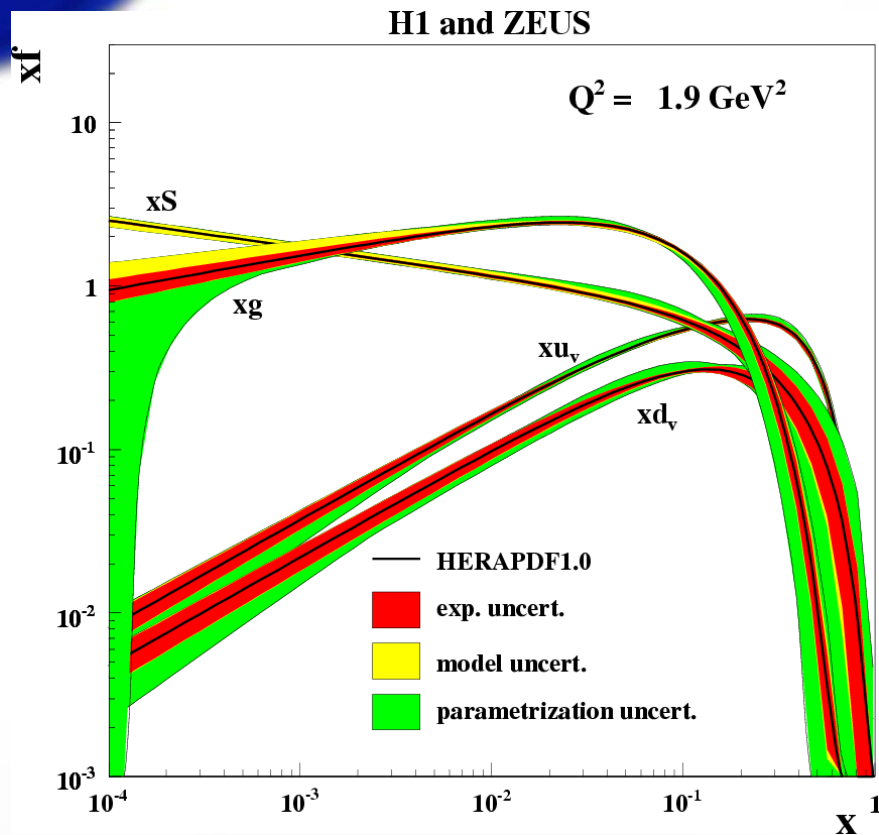
HERAPDF1.0

H1 and ZEUS



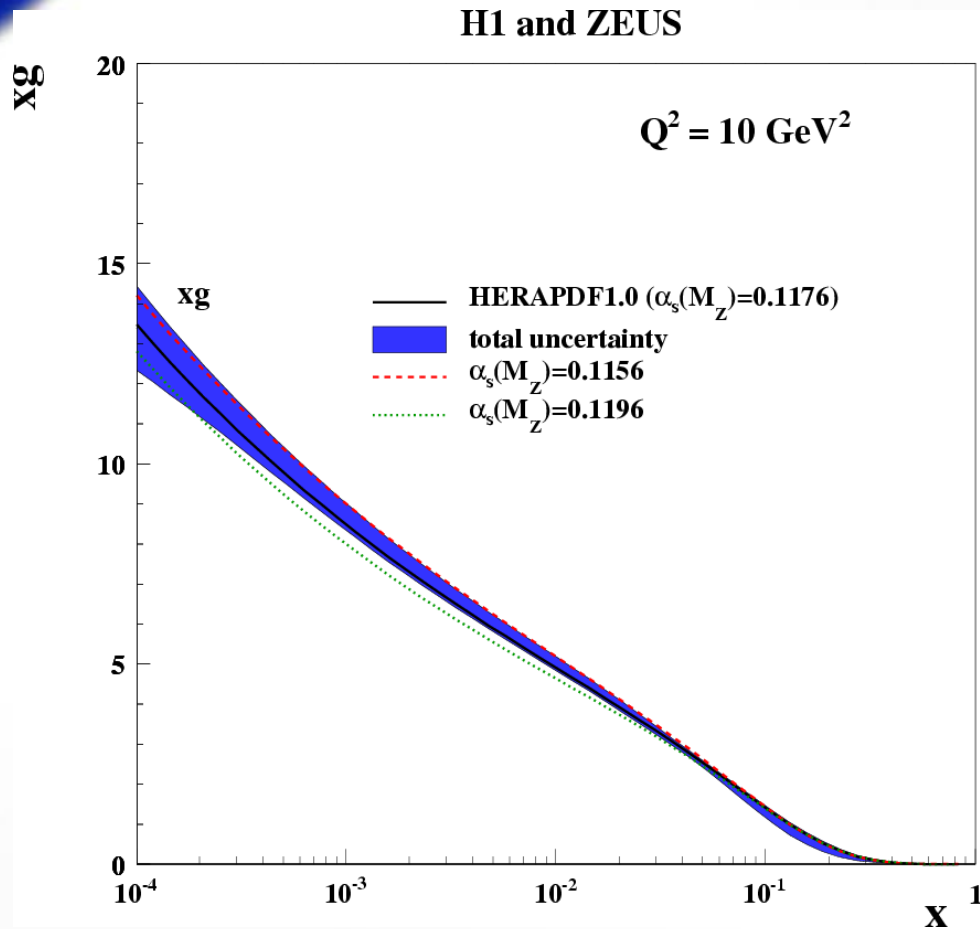
Parton Distribution Function
 xu , xd , xs and xc at $Q^2 = 10 \text{ GeV}^2$

PDF from HERAPDF1.0



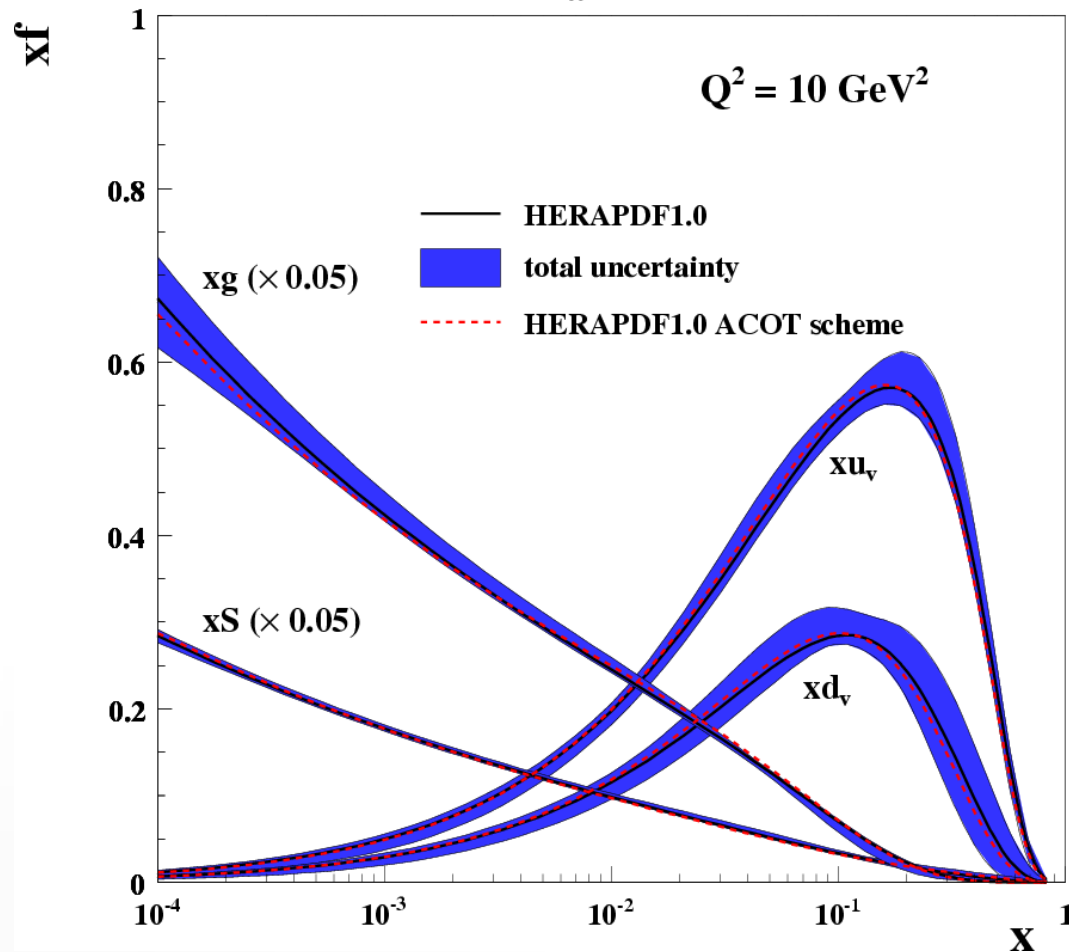
Distributions for valence quarks, sea and gluons (logarithmic scale)

Gluon density vs different α_s values



HERAPDF1.0 vs. HERAPDF1.0 ACOT scheme

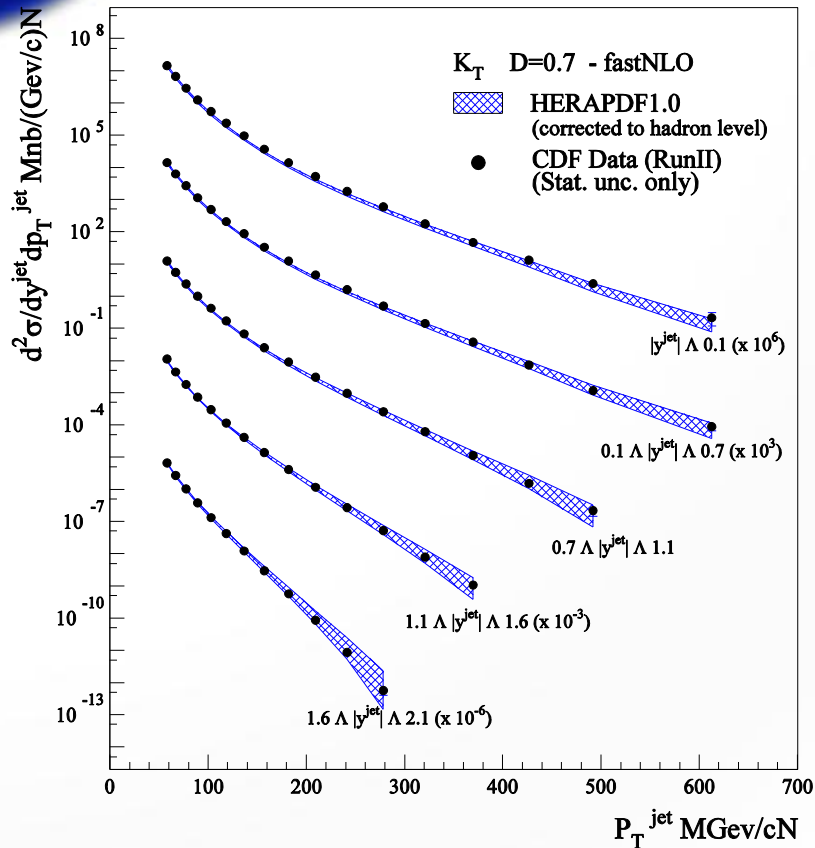
H1 and ZEUS



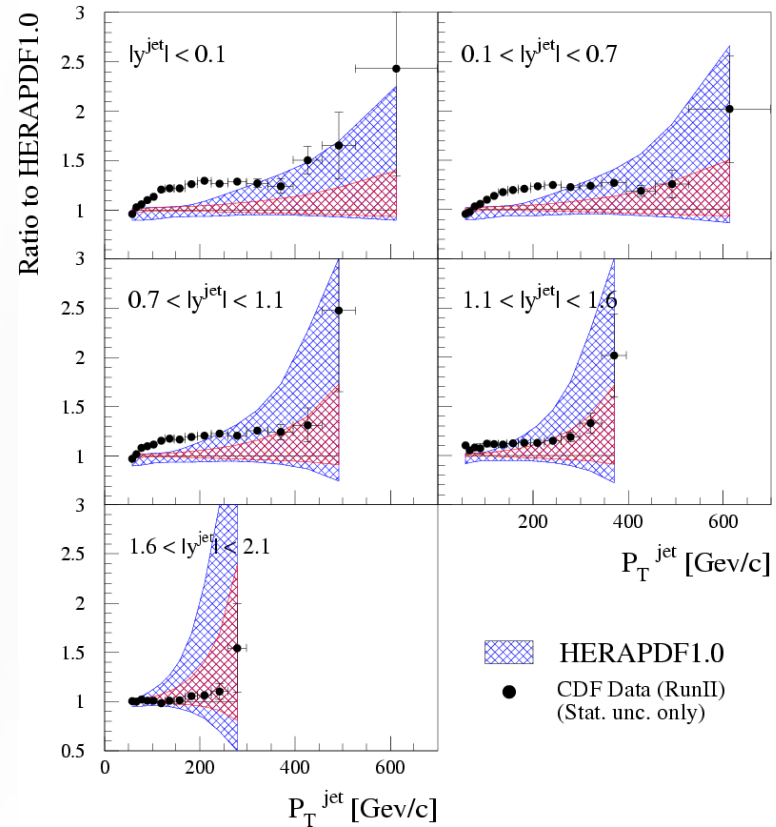
Distributions for valence quarks, sea and gluons

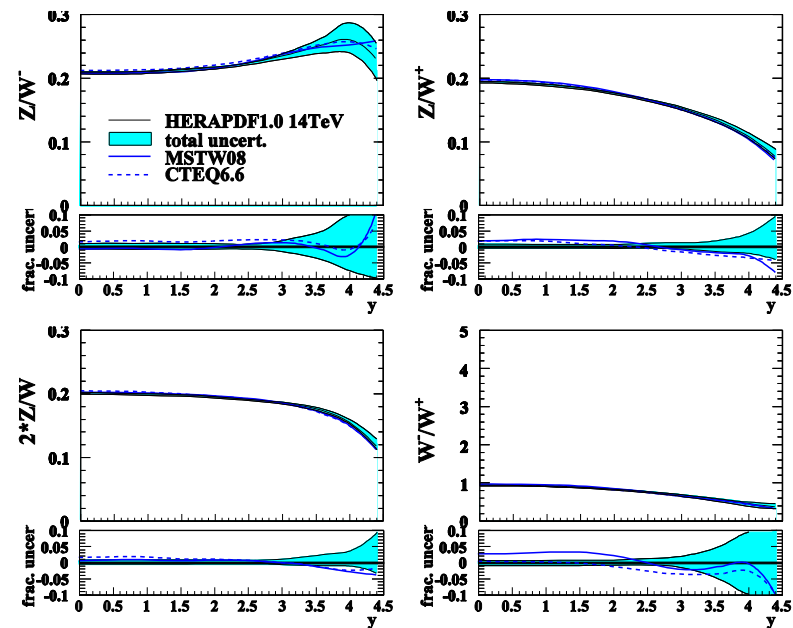
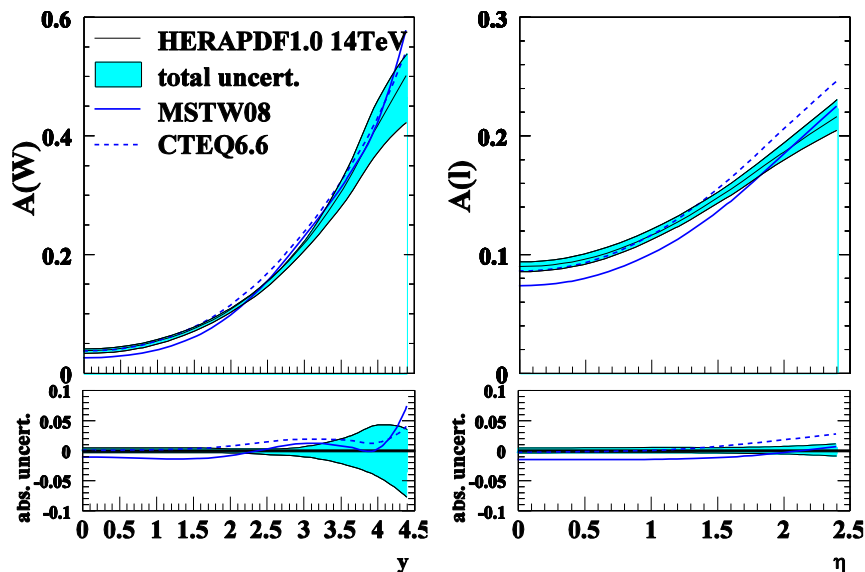
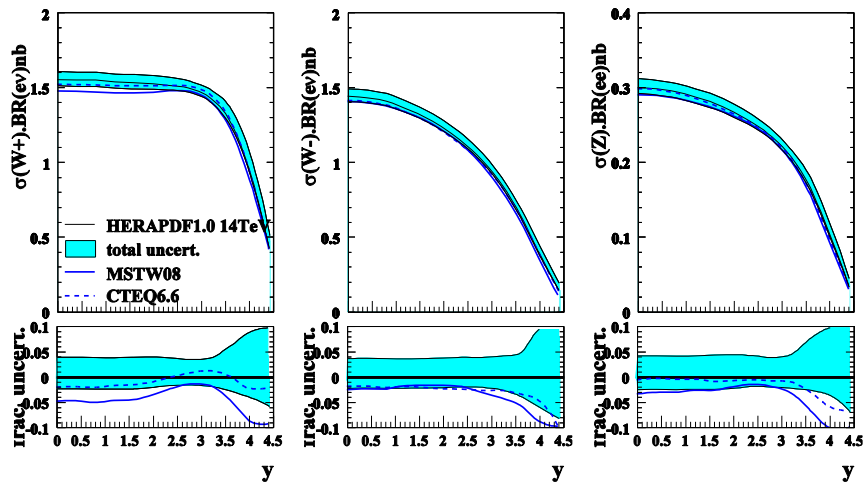
CDF jet data with HERAPDF1.0

Tevatron Jet Cross Sections



Tevatron Jet Cross Sections





HERAPDF1.0 predictions for W/Z production at LHC

These are at 14TeV but 10TeV and 7TeV exist

These show the full uncertainty bands of HERAPDF1.0 and compare to CTEQ66 and MSTW08 central values

Procedural Uncertainties

1. Additive vs Multiplicative nature of the error sources

Only normalizations uncertainties are taken as multiplicative
(\Rightarrow Typically below 0.5%, a few % at high- Q^2)

A general study of the possible correlated systematic uncertainties between H1 and ZEUS has been performed:

- Identified 12 possible uncertainties of common origin
- compared 212 averages taking all pairs as corr/uncor in turn

Mostly negligible except for:

2. Correlated syst. uncert. for the photoproduction background

(Typically below 0.5%, but larger at high- y)

3. Correlated syst. uncert. for the hadronic energy scale

(Typically below 0.5%, significant only at low- y)

Procedural Uncertainties for HERA-II high- Q^2

Three additional procedural errors

- Correlate across all data files
 - $\delta_{ave, had}$ hadronic energy scale
 - $\delta_{ave, gp}$ background due to photoproduction
- $\delta_{ave, rel}$ change relative to absolute errors
(Only lumistays relative)