

**Low-x Meeting 2015**  
 1 - 5 September, Sandomierz, Poland

Conference webpage  
[lowx2015.ifj.edu.pl](http://lowx2015.ifj.edu.pl)

Registration deadline  
 31 July 2015

- structure functions
- saturation
- soft and hard diffraction
- soft physics
- exclusive diffraction
- hadronic final states
- vector mesons
- photon-photon physics
- other hot topics



# Exclusive $\rho^0$ Meson Photoproduction with a Leading Neutron at HERA



Sergey Levonian

*On behalf of H1 Collaboration*



Results presented in this talk: [arXiv:1508.03176] (submitted to EPJC)

# HERA as a '4P' facility

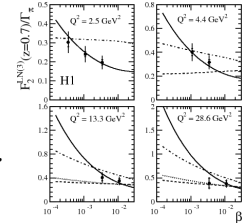
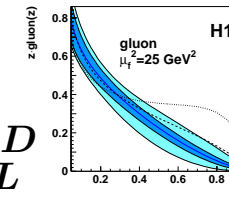
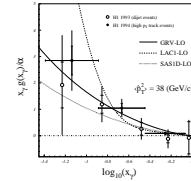
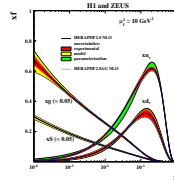
HERA enables to study structure of

**P**roton –  $F_2, F_L, \dots$

**P**hoton –  $g/\gamma$

**P**omeron –  $F_2^D, F_L^D$

**P**ion –  $F_2^\pi$

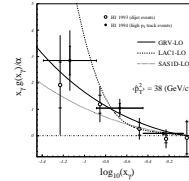
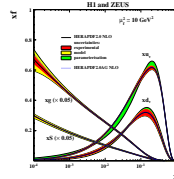


# HERA as a '4P' facility

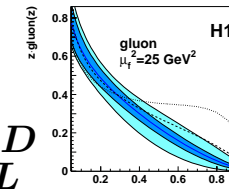
HERA enables to study structure of

**P**roton –  $F_2, F_L, \dots$

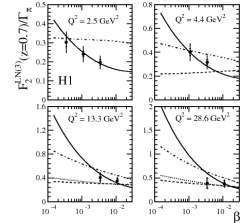
**P**hoton –  $g/\gamma$



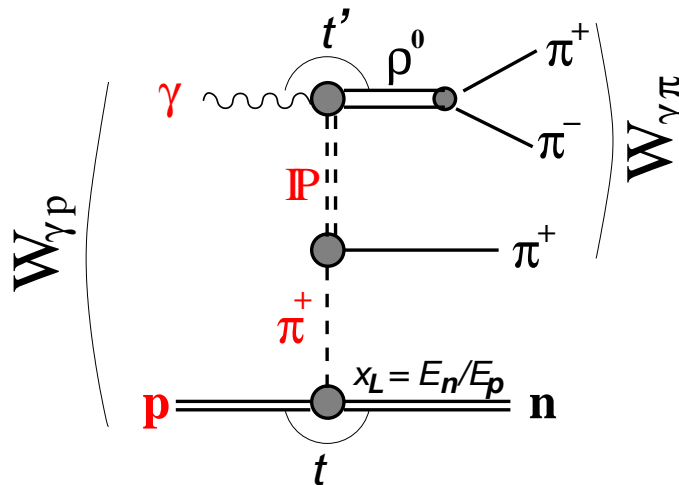

**P**omeron –  $F_2^D, F_L^D$



**P**ion –  $F_2^\pi$



Here for the first time we investigate the reaction involving all these objects simultaneously:



# Introduction

- First observation of exclusive photoproduction on (virtual) pion

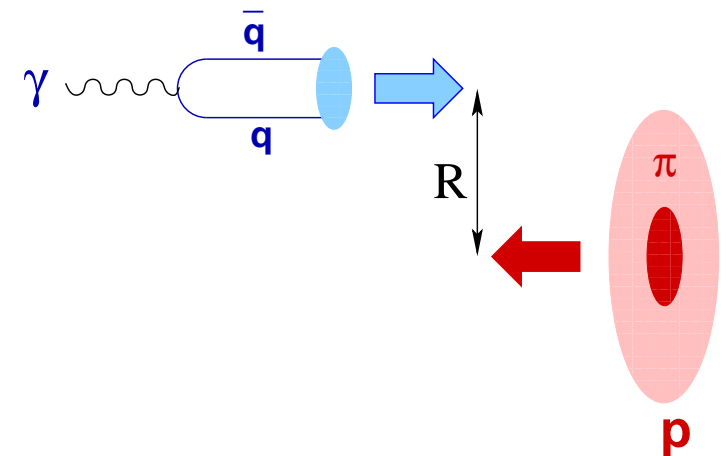
- ▷ Unique for HERA (before that  $\gamma, \pi$  beams did exist, but no target)
- ▷ Extends further (very powerful) VM field at HERA
- ▷ Additional constraints to pion flux models
- ▷ Information about absorption effects in leading baryon production at HERA

- Key observables:


- ▷  $x_L = E_n/E_p$  (or  $x_\pi = 1 - x_L$ ) distribution:  $\sim f_{\pi/p}(x_L)$
- ▷  $W$  dependence:  $\sim W^\delta$  – nature of exchange object(s)
- ▷  $t$ -slope of  $\rho^0$  ( $b \propto R^2$  in geometric picture)

- Main experimental difficulty:

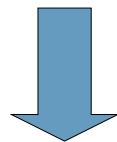
- ▷ Trigger (tagged  $\gamma p$  – too large  $W$  to observe VM; untagged  $\gamma p$  – too high rates/prescales)
- ▷ Limited acceptance for forward  $\pi$  and  $N$  ( $\eta_{\text{lab}} \geq 6$ )



## Reaction of interest and the analysis phase space



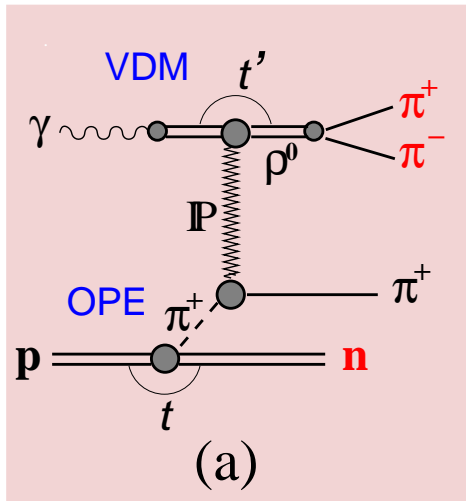
|                       |                                       |   |
|-----------------------|---------------------------------------|---|
| Photoproduction:      | $Q^2 < 2 \text{ GeV}^2$               | $(\langle Q^2 \rangle = 0.04 \text{ GeV}^2)$      |
| Low $p_t$ :           | $ t  < 1 \text{ GeV}^2$               | $(\langle  t  \rangle = 0.20 \text{ GeV}^2)$      |
| Small mass:           | $0.3 < m_{\pi\pi} < 1.5 \text{ GeV}$  | $(m_{\rho^0})$                                    |
| $\pi^+, \pi^-$ in CT: | $20 < W_{\gamma p} < 100 \text{ GeV}$ | $(\langle W_{\gamma p} \rangle = 45 \text{ GeV})$ |
| Leading $n$ :         | $E_n > 120 \text{ GeV};$              | $\theta_n < 0.75 \text{ mrad}$                    |



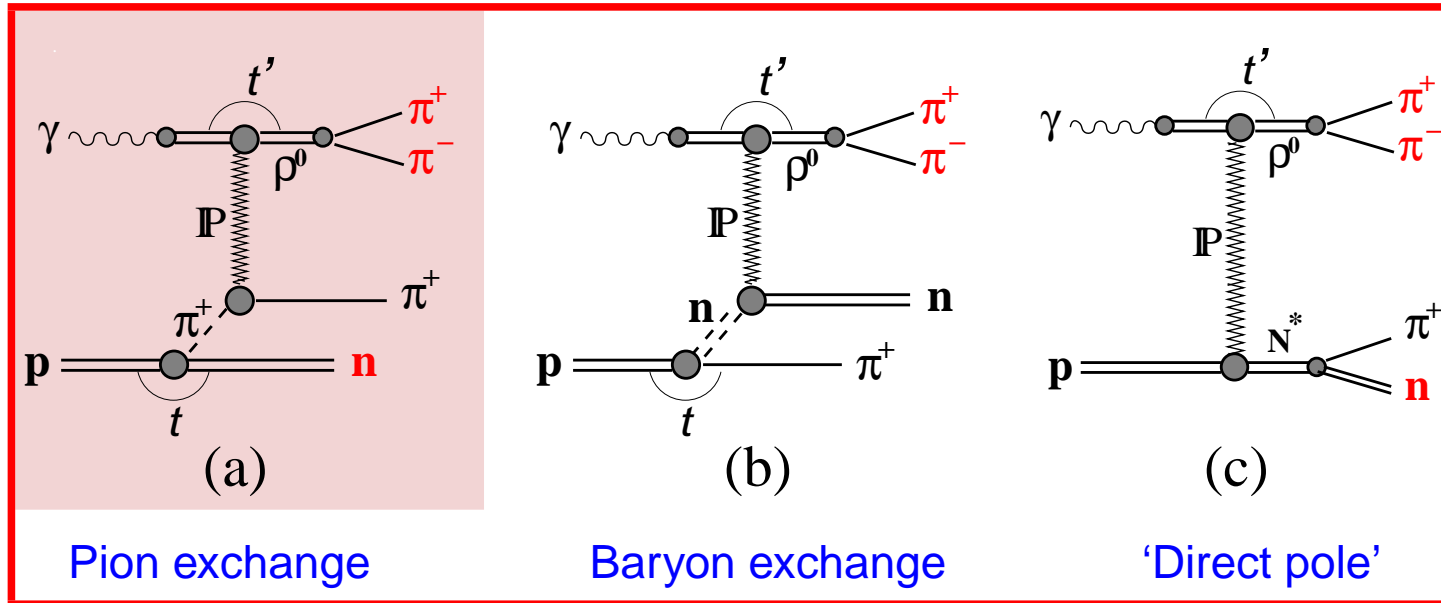
No hard scale present  $\Rightarrow$  Regge framework is most appropriate

# Drell-Hiida-Deck diagrams and diffractive background

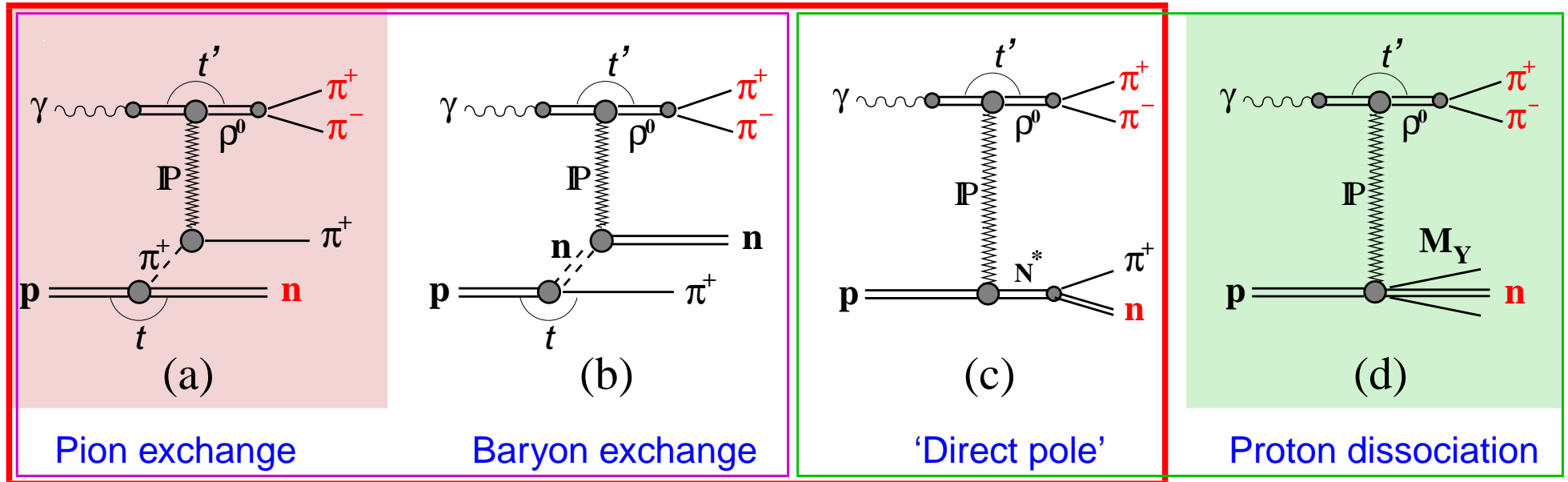
---



# Drell-Hiida-Deck diagrams and diffractive background



# Drell-Hiida-Deck diagrams and diffractive background

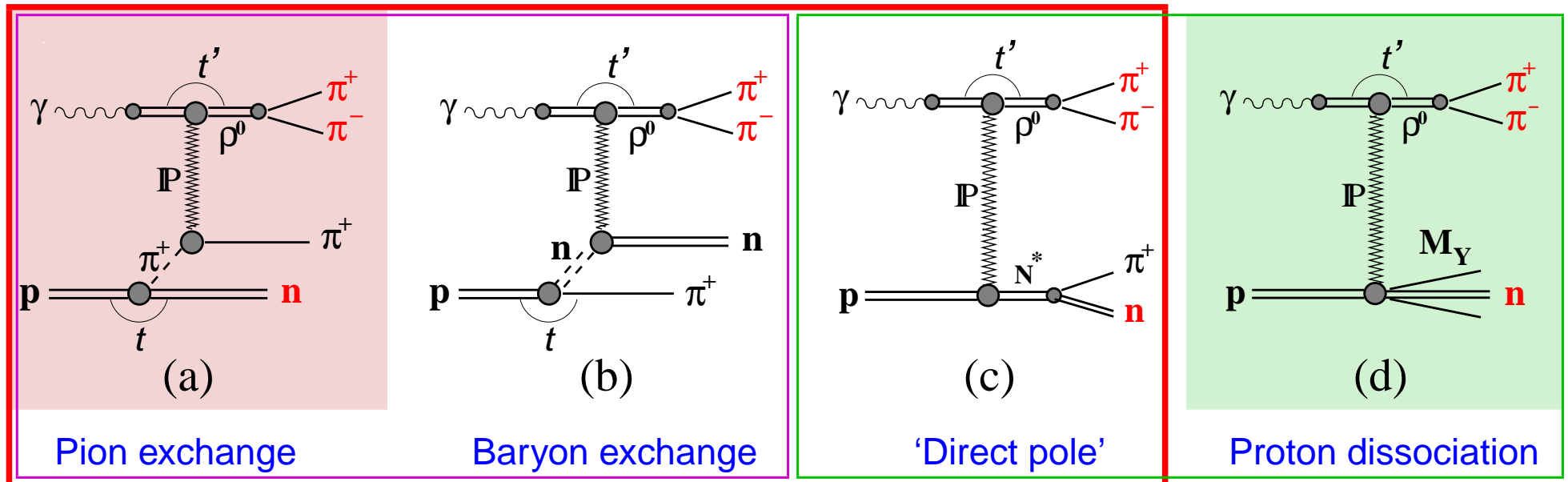


( P o m p y t M C )

( D i f f V M M C )



# Drell-Hiida-Deck diagrams and diffractive background



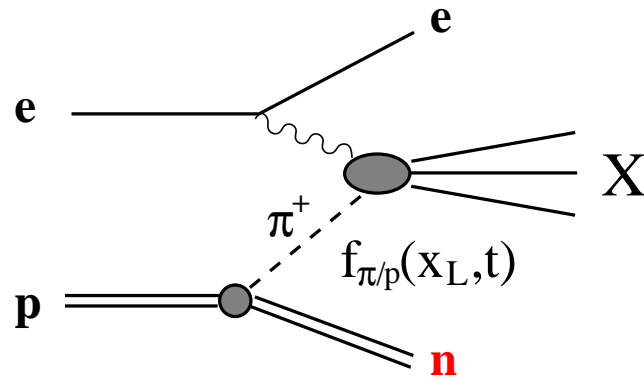
( P o m p y t M C )

( D i f f V M M C )

Properties (*S. Drell and K. Hiida (1961); R. Deck (1964); F. Hayot et al. (1977); A. Kaidalov (1979)*)

- At large  $s$  and  $t' \rightarrow 0$   $A_b \simeq -A_c$  and  $\pi$ -exchange dominates
- $\sigma(\gamma p \rightarrow \rho^0 n \pi^+) = |A_a + A_b + A_c|^2$   $\Rightarrow$  Interference!
- At small  $M_{n\pi^+}$  – prominent peak in  $t'$  (kinematics + interference)

# $p \rightarrow n\pi^+$ vertex, pion flux and OPE validity

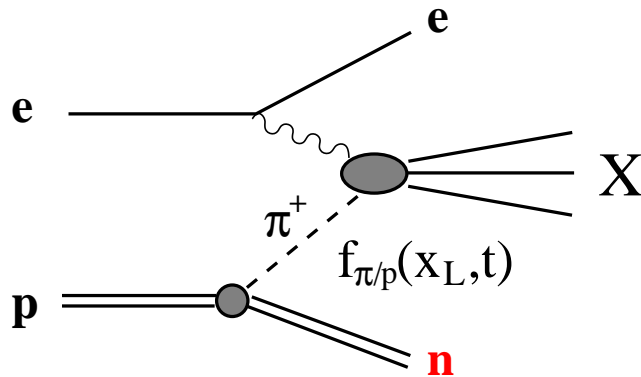


LN in DIS:  $F_2^\pi$ , access to the  $g/\pi$

- But:
- other exchanges ( $\rho, a_2$ ) - ? ( $\Rightarrow$  low  $t$ )
  - factorisation (rescattering/abs.corr.) - ?
  - pion flux models (too many on the market)

$$f_{\pi/p}(x_L, t) \propto (1 - x_L) \frac{-t}{(m_\pi^2 - t)^2} F^2(t, x_L)$$

# $p \rightarrow n\pi^+$ vertex, pion flux and OPE validity



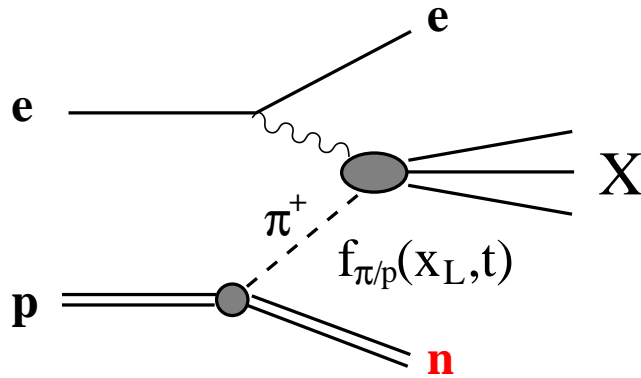
$$\frac{f_{p/p}}{f_{\pi/p}} \simeq (m_\pi^2 + |t|)^2 / (M_\rho^2 + |t|)^2 \simeq 1 / \left( \frac{M_\rho^2}{|t|} + 1 \right)^2$$

LN in DIS:  $F_2^\pi$ , access to the  $g/\pi$

- But:
- other exchanges ( $\rho, a_2$ ) - ? ( $\Rightarrow$  low  $t$ )
  - factorisation (rescattering/abs.corr.) - ?
  - pion flux models (too many on the market)

$$f_{\pi/p}(x_L, t) \propto (1 - x_L) \frac{-t}{(m_\pi^2 - t)^2} F^2(t, x_L)$$

# $p \rightarrow n\pi^+$ vertex, pion flux and OPE validity

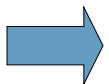
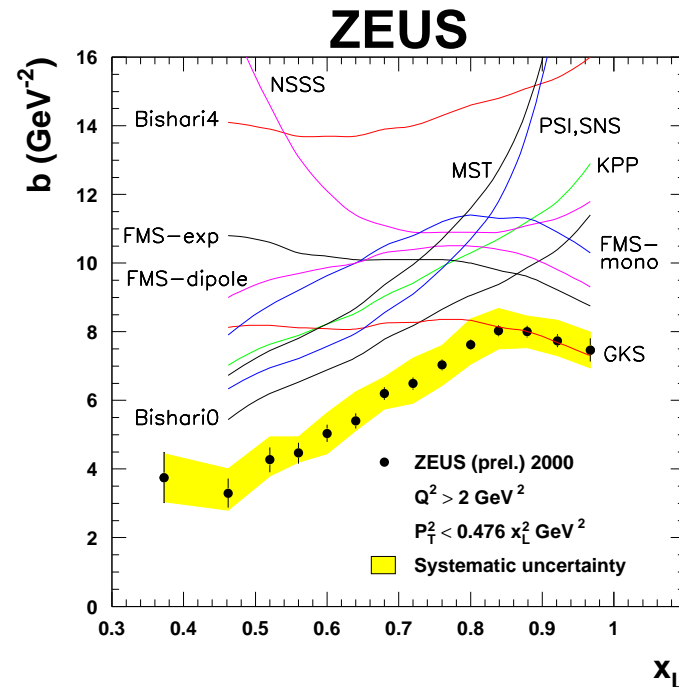
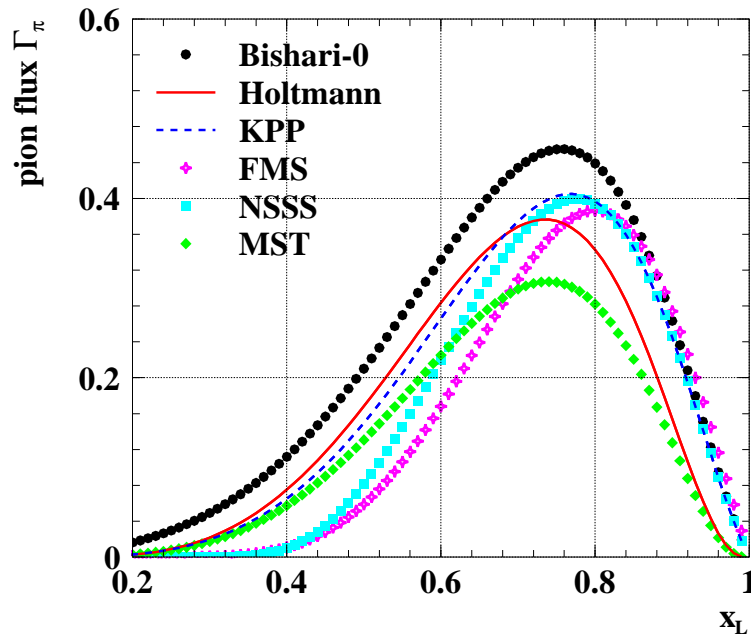


$$\frac{f_{p/p}}{f_{\pi/p}} \simeq (m_\pi^2 + |t|)^2 / (M_\rho^2 + |t|)^2 \simeq 1 / \left( \frac{M_\rho^2}{|t|} + 1 \right)^2$$

LN in DIS:  $F_2^\pi$ , access to the  $g/\pi$

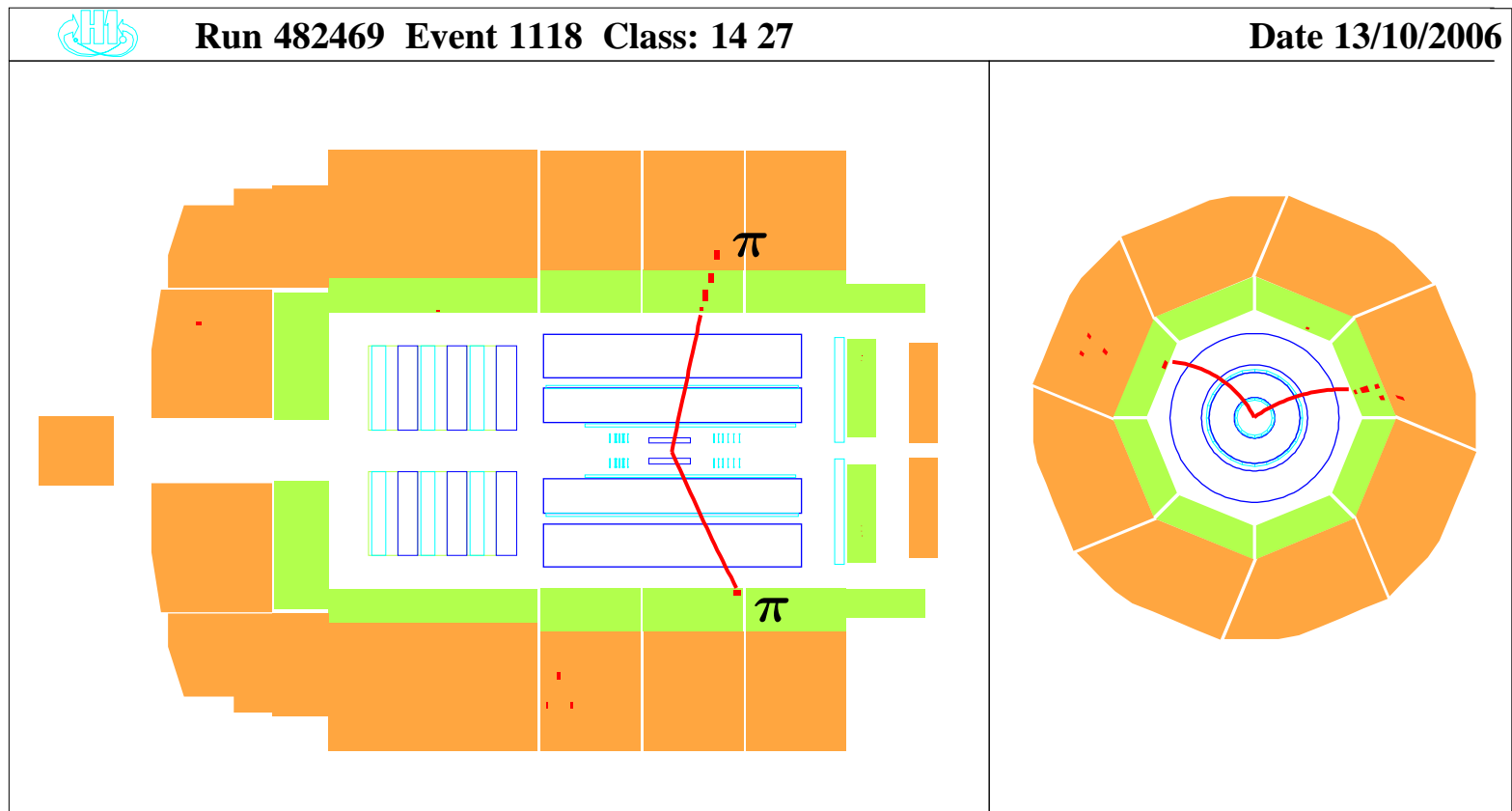
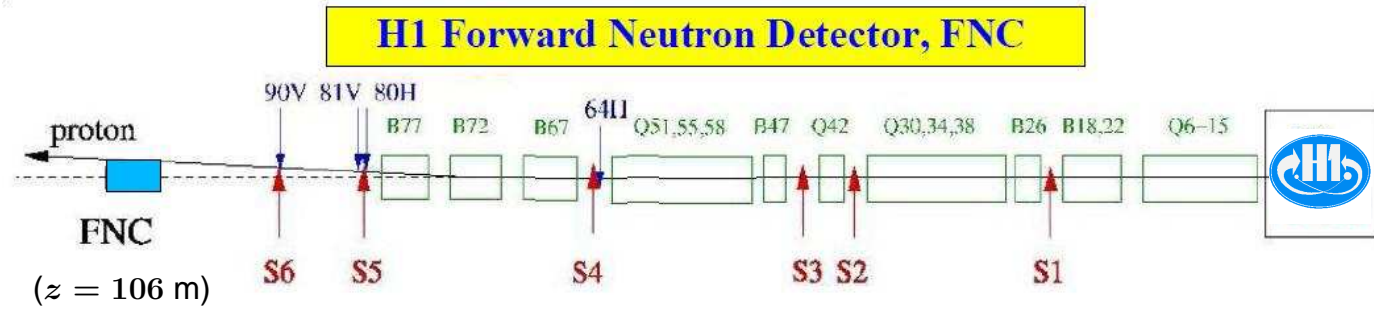
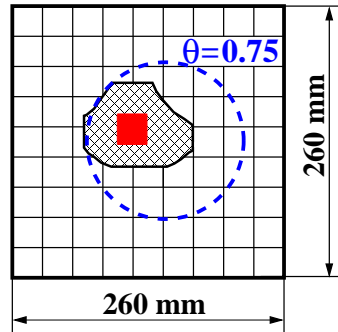
- But:
- other exchanges ( $\rho, a_2$ ) - ? ( $\Rightarrow$  low  $t$ )
  - factorisation (rescattering/abs.corr.) - ?
  - pion flux models (too many on the market)

$$f_{\pi/p}(x_L, t) \propto (1 - x_L) \frac{-t}{(m_\pi^2 - t)^2} F^2(t, x_L)$$



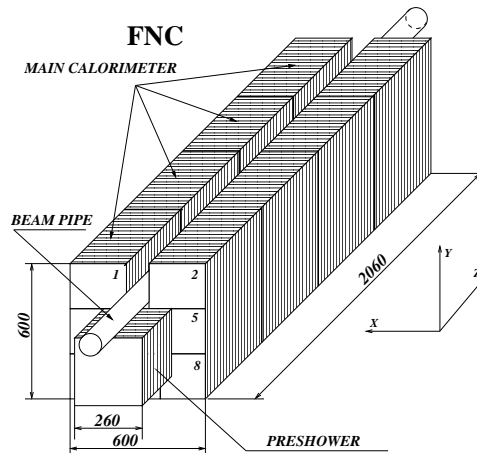
Any new experimental information on the pion flux is important!

# Typical $\gamma p \rightarrow \rho^0 n \pi^+$ Event

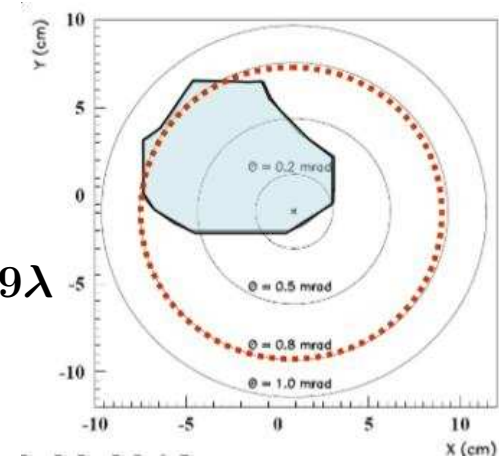


# Key Experimental Ingredients

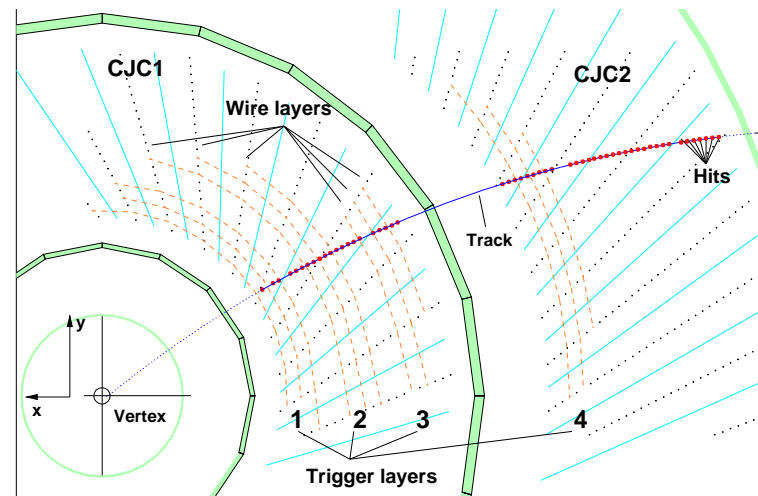
Improved H1 FNC (distinguish ( $\langle P \rangle = 98\%$ ) and measure  $n$  and  $\gamma/\pi^0$ )



located at  $z = 106\text{m}$  from IP  
 $\langle A \rangle \simeq 30\%$  for  $\theta < 0.8 \text{ mrad}$   
 Preshower:  $60X_0$ , Main Calo:  $8.9\lambda$



Powerful fast track trigger (allows untagged soft  $\gamma p$  to be collected)



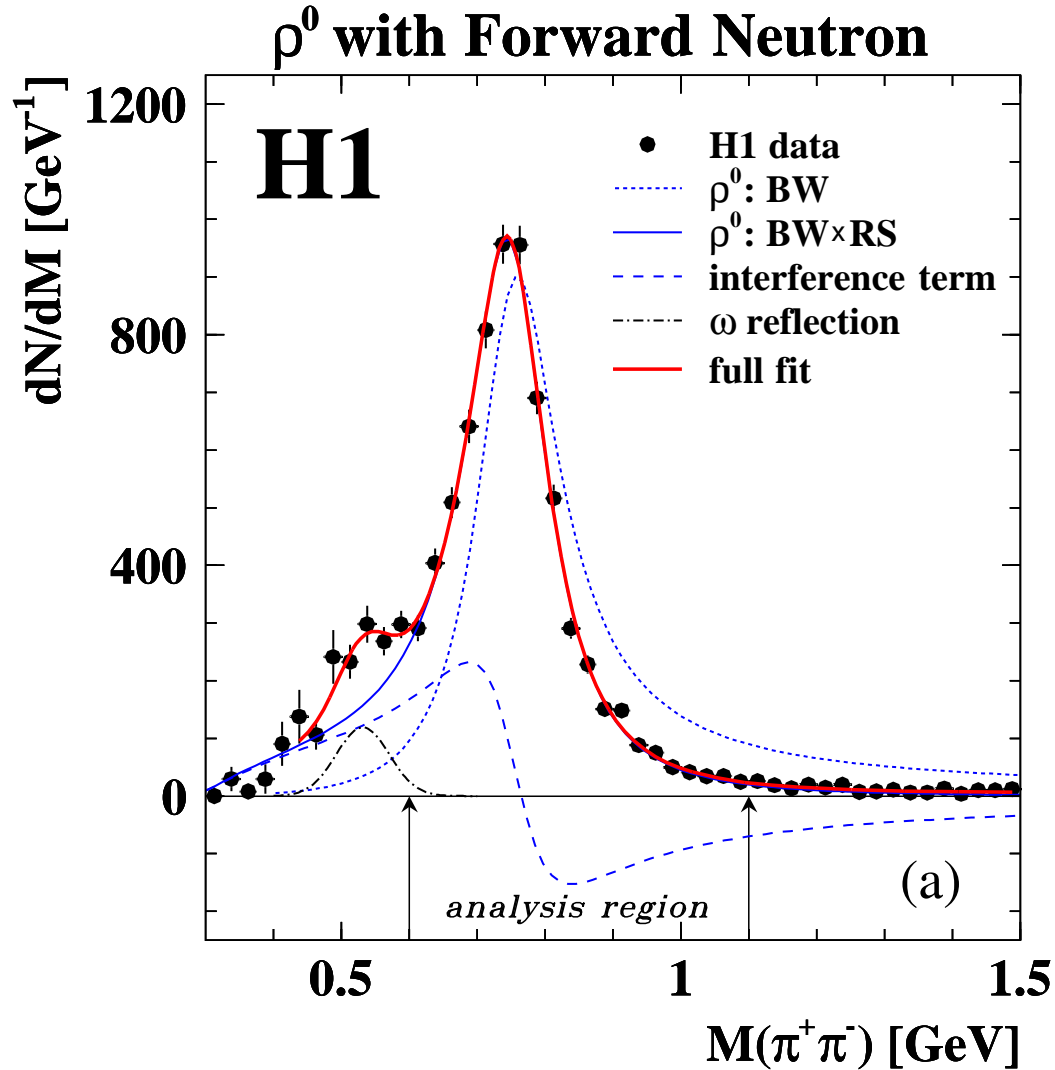
## Event selection and the Analysis phase space

| Event selection (2006 – 2007 $e^+p$ )  | Analysis PS   | Measurement PS   |
|--|---|--|
| Triger s14<br>No $e'$ in the detector  | $Q^2 < 2 \text{ GeV}^2$   | (VDM flux: $\sigma_{ep} \rightarrow \sigma_{\gamma p}$ )<br>$Q^2 = 0 \text{ GeV}^2$                                  |
| 2 tracks, net charge = 0<br>$p_t > 0.2 \text{ GeV}$ , $20^\circ < \theta < 160^\circ$<br>from $ z_{vx}  < 30 \text{ cm}$<br>$0.3 < M_{\pi\pi} < 1.5 \text{ GeV}$ | $20 < W_{\gamma p} < 100 \text{ GeV}$<br>$p_{t,\rho} < 1.0 \text{ GeV}$<br>$0.6 < M_{\pi\pi} < 1.1 \text{ GeV}$ | $20 < W_{\gamma p} < 100 \text{ GeV}$<br>$p_{t,\rho} < 1.0 \text{ GeV}$<br>$2m_\pi < M_\rho < M_\rho + 5\Gamma_\rho$ |
| $E_n > 120 \text{ GeV}$<br>$\theta_n < 0.75 \text{ mrad}$<br>$x_{FNC} < 2.5\text{cm}$ , $y_{FNC} < 7.5\text{cm}$   | $x_L > 0.2$<br>$\theta_n < 0.75 \text{ mrad}$   | $0.35 < x_L < 0.95$<br>$p_{t,n} < 0.69 \cdot x_L \text{ GeV}$  |
| $\sim 7000$ events   | $\sim 6100$ events  | $\sim 5770$ events   |
| $\sigma_{\gamma\pi}$ (OPE dominated range) OPE1<br>OPE2  | $p_{t,n} < 0.2 \text{ GeV}$<br>$p_{t,n} < 0.2 \text{ GeV}$ , $0.65 < x_L < 0.95$                                | ( $\sim 3500$ events)<br>( $\sim 2200$ events)   |

$$\mathcal{L} = 1.16 \text{ pb}^{-1}$$

$$\delta_{\text{stat}} = 2.0\% \oplus \delta_{\text{sys}} = 13.9\% \oplus \delta_{\text{norm}} = 4.4\% \Rightarrow \delta_{\text{tot}} = 14.7\%$$

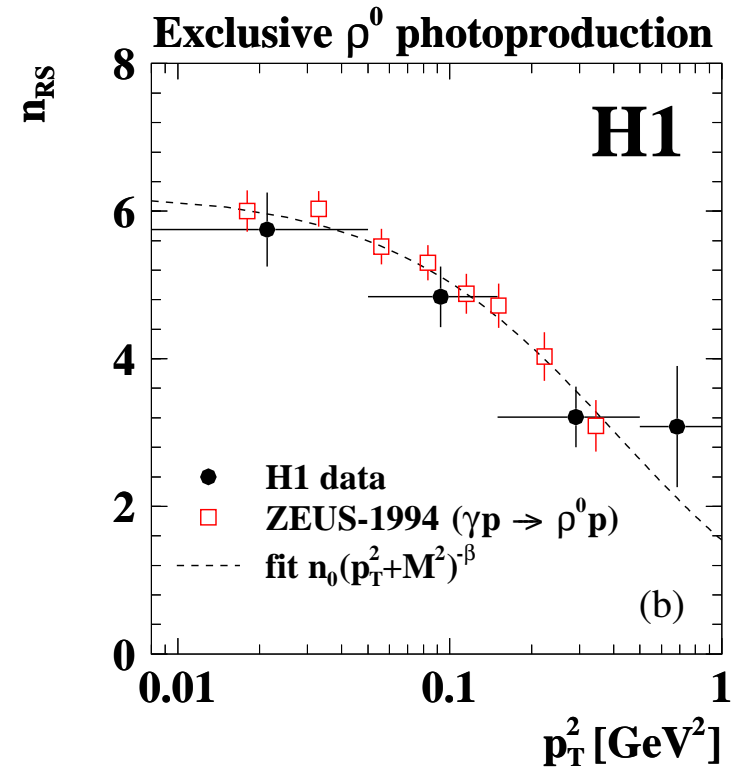
# $\rho$ -meson shape



$$\frac{dN(M_{\pi\pi})}{dM_{\pi\pi}} \propto BW_{\rho}(M_{\pi\pi}) \left(\frac{M_{\rho}}{M_{\pi\pi}}\right)^{n_{RS}}$$

$$M = 764 \pm 3 \text{ MeV}$$

$$\Gamma = 155 \pm 5 \text{ MeV}$$



Analysis region:  $0.6 < M_{\pi^+\pi^-} < 1.1$  GeV extrapolated using BW to the full range:  $0.28 < M_{\rho^0} < 1.5$  GeV



# $\rho$ -meson decay angle

$$\int W(\theta_h, \phi_h, \Phi) d\phi_h d\Phi \propto$$

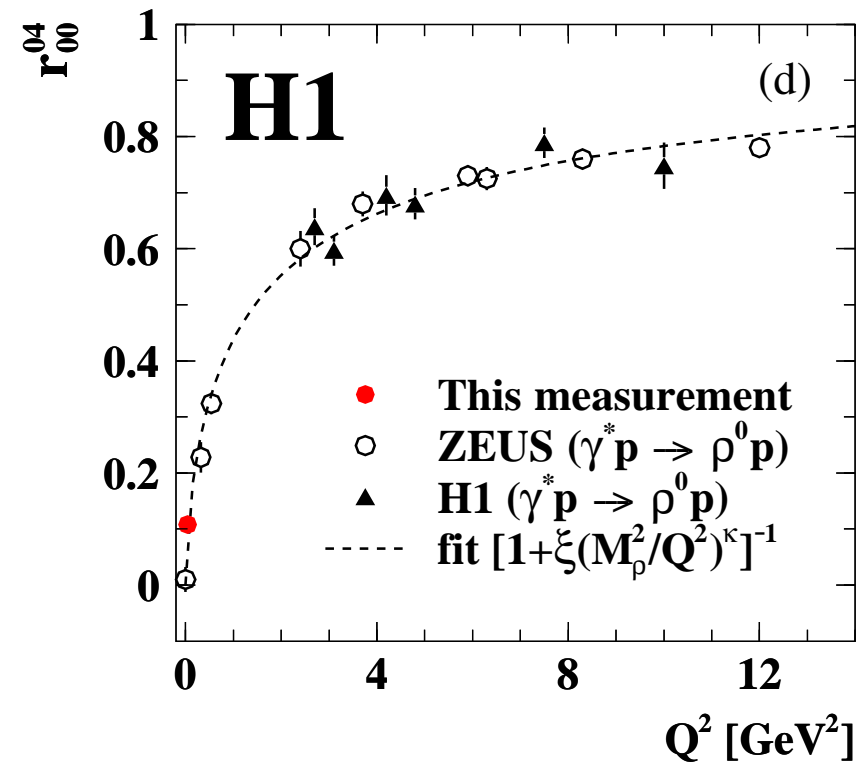
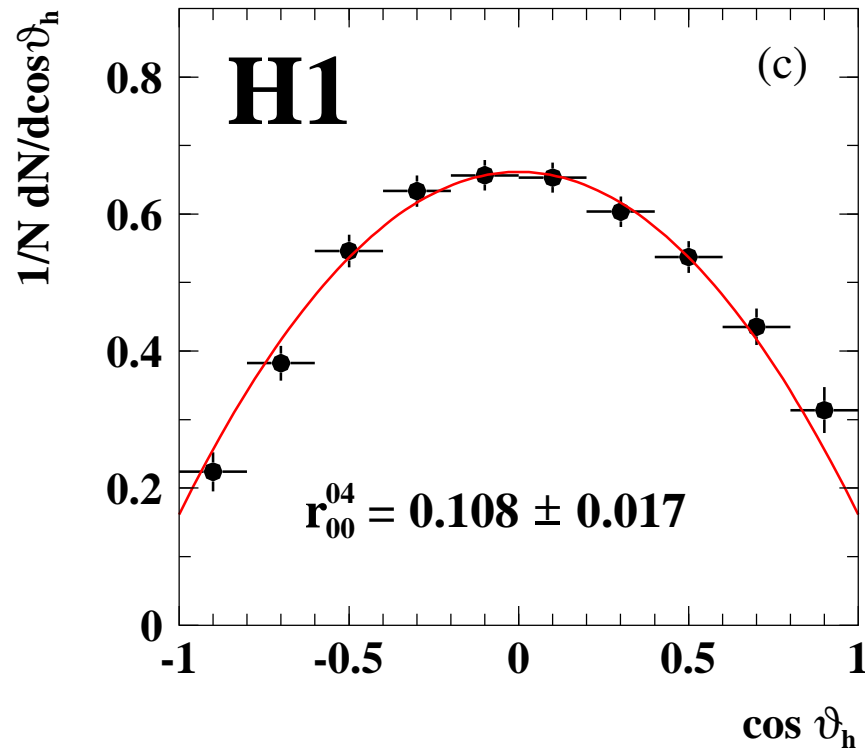
$$1 - r_{00}^{04} + (3r_{00}^{04} - 1) \cos^2 \theta_h$$

Empirical fit:

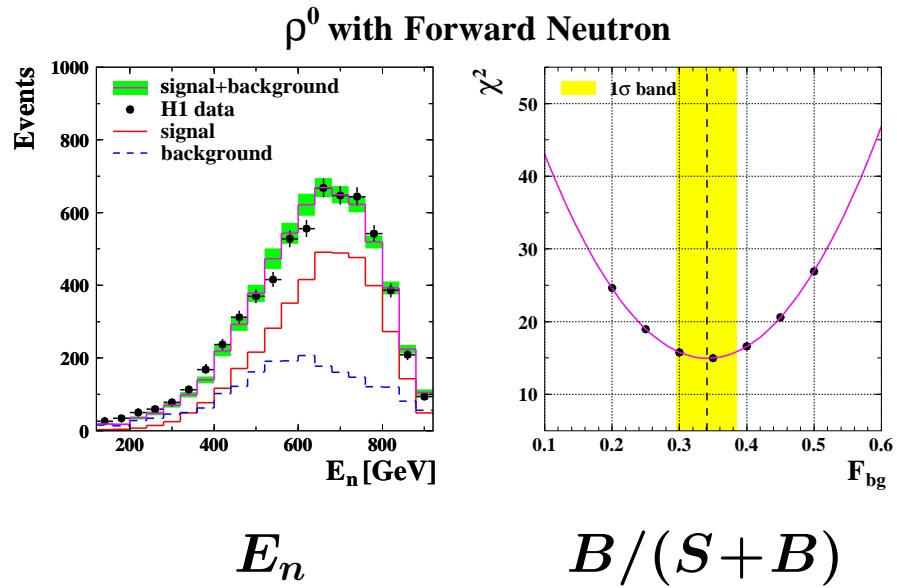
$$r_{00}^{04} = \frac{1}{1 + \xi(M_\rho^2/Q^2)^\kappa}$$

$$\xi = 1.85 \pm 0.10 \quad \kappa = 0.67 \pm 0.03$$

$$(P(\chi^2) = 0.41)$$

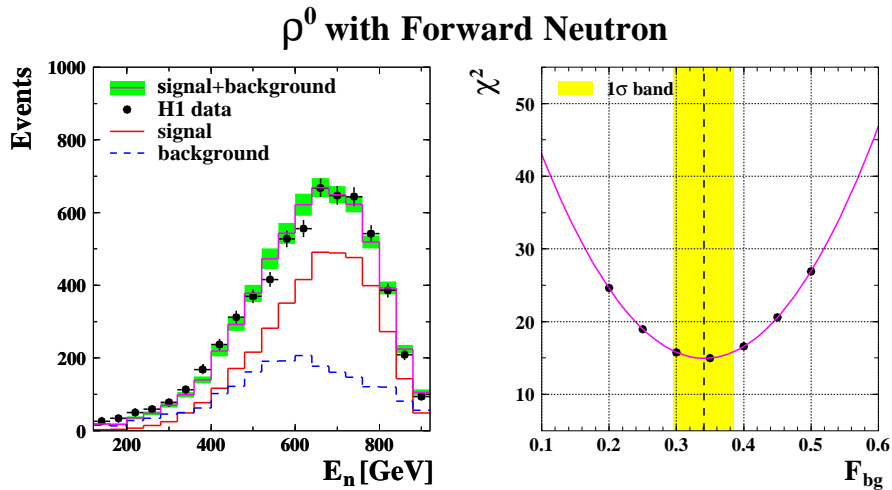


# S/B decomposition and Control plots



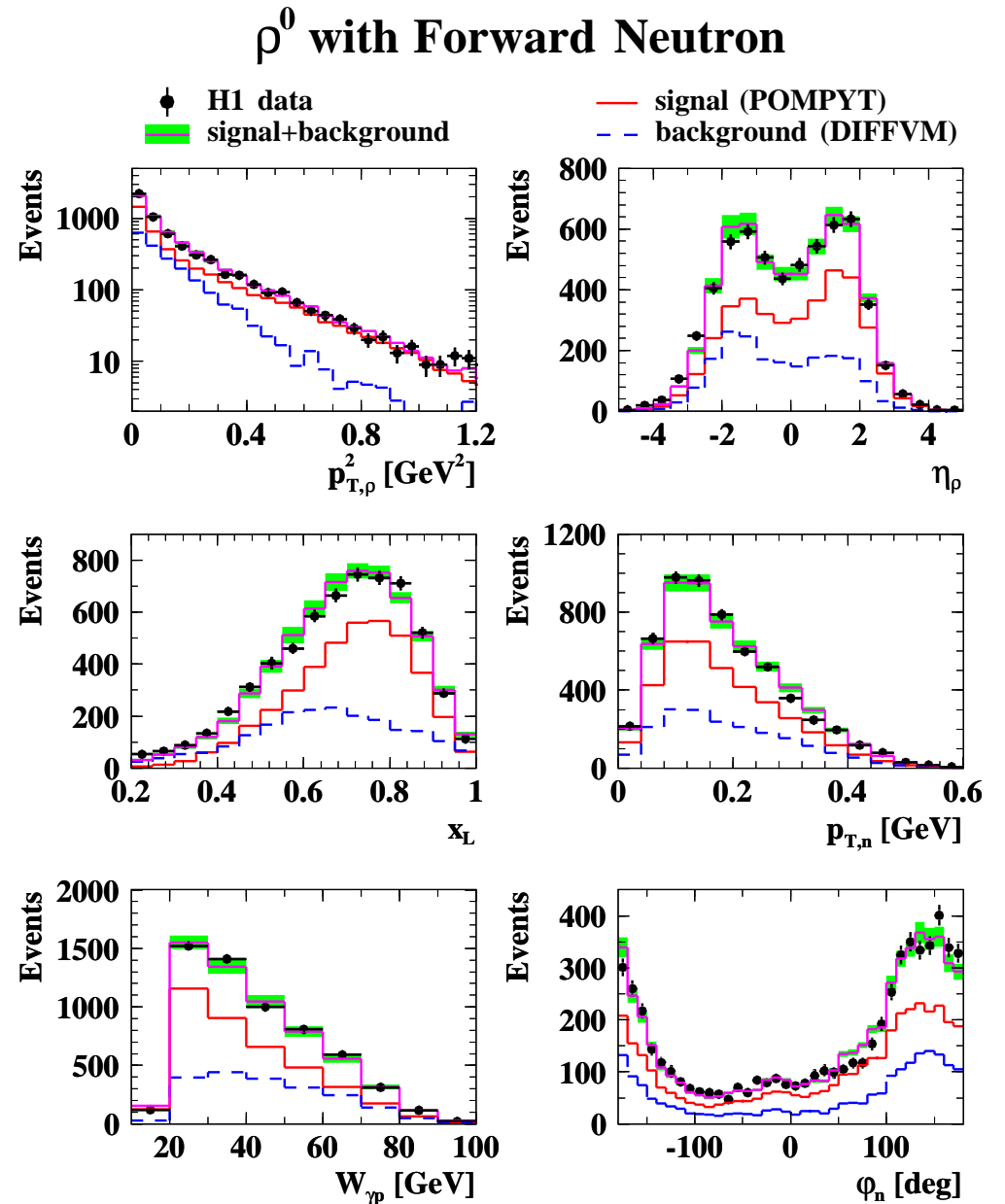
$$F_{bg} = 0.34 \pm 0.05$$

# S/B decomposition and Control plots

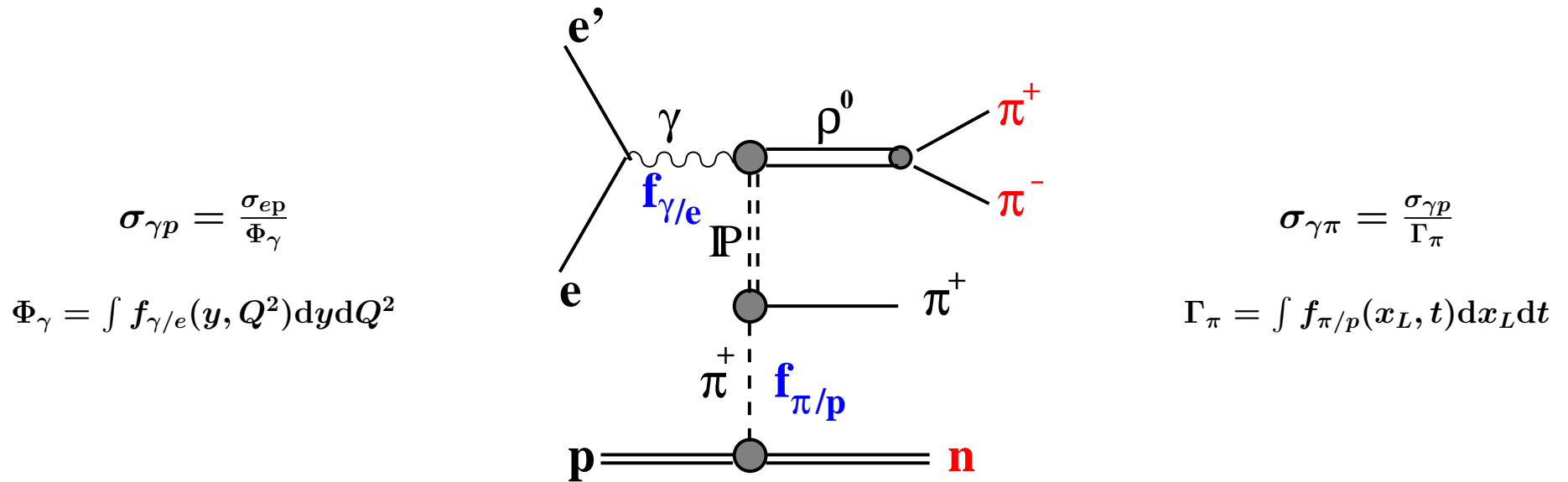

 $E_n$ 
 $B/(S+B)$ 

$$F_{bg} = 0.34 \pm 0.05$$

Data points are shown with  
statistical errors only;  
green band represents estimated  
background fraction uncertainty



# Cross sections definitions



VMD: 
$$f_{\gamma/e}(y, Q^2) = \frac{\alpha}{2\pi Q^2 y} \left\{ \left[ 1 + (1 - y)^2 - 2(1 - y) \left( \frac{Q_{\min}^2}{Q^2} - \frac{Q^2}{M_\rho^2} \right) \right] \frac{1}{\left( 1 + \frac{Q^2}{M_\rho^2} \right)^2} \right\}$$

OPE: 
$$f_{\pi/p}(x_L, t) = \frac{1}{2\pi} \frac{g_{p\pi N}^2}{4\pi} (1 - x_L) \frac{-t}{(m_\pi^2 - t)^2} \exp\left[-R_{\pi n}^2 \frac{m_\pi^2 - t}{1 - x_L}\right]$$

# Total cross sections



$$\sigma_{\gamma p} = \frac{\sigma_{ep}}{\int f_{\gamma/e}(y, Q^2) dy dQ^2} = \frac{N_{\text{data}} - N_{\text{bgr}}}{\mathcal{L}(A \cdot \epsilon) \mathcal{F}} \cdot C_{\rho}$$

Where

$N_{\text{bgr}}$  – diffractive dissociation bgr from MC

$\mathcal{L}$  – integrated luminosity

$A \cdot \epsilon$  – correction for detector acceptance and efficiency

$\mathcal{F}$  – photon flux integrated over kinematic domain  $20 < W < 100$  GeV,  $Q^2 < 2$  GeV<sup>2</sup>

$C_{\rho}$  – numerical factor accounting for extrapolation to full  $\rho^0$  mass range

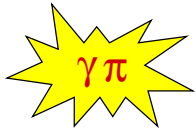
For the range  $0.35 < x_L < 0.95$  and averaged over  $20 < W_{\gamma p} < 100$  GeV

$$\sigma(\gamma p \rightarrow \rho^0 n(\pi^+)) = (310 \pm 6_{\text{stat}} \pm 45_{\text{sys}}) \text{ nb}$$

for  $\theta_n < 0.75$  mrad

$$\sigma(\gamma p \rightarrow \rho^0 n(\pi^+)) = (130 \pm 3_{\text{stat}} \pm 19_{\text{sys}}) \text{ nb}$$

for  $p_{T,n} < 0.2$  GeV

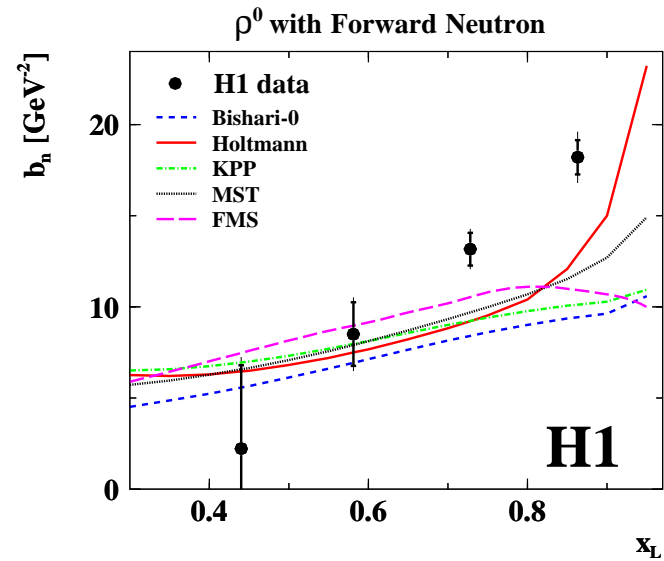
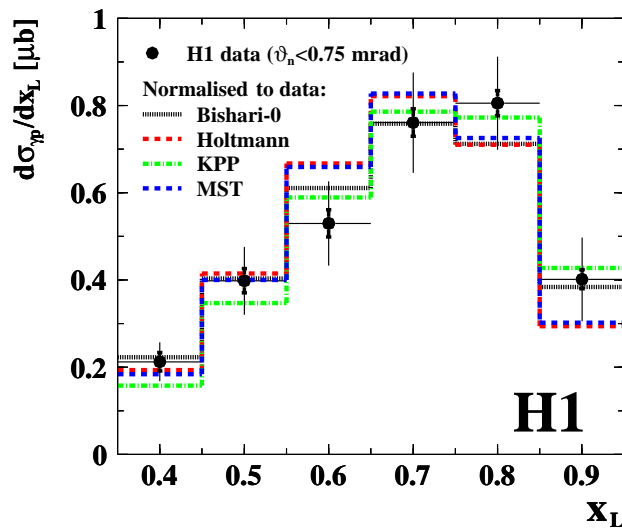
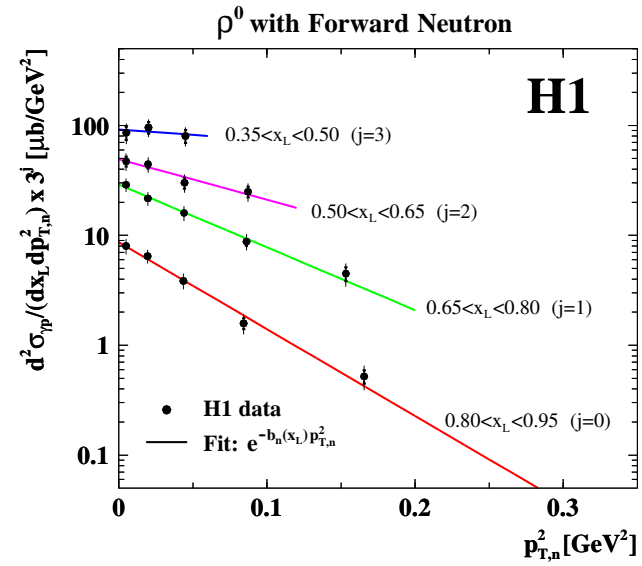
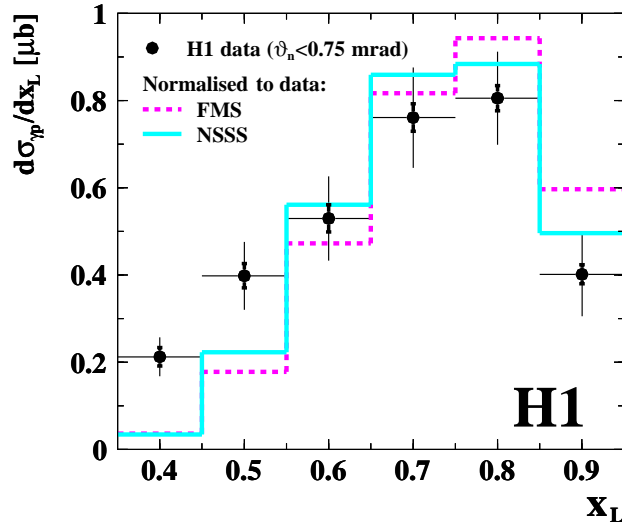


$$\sigma_{\gamma\pi}(\langle W_{\gamma\pi} \rangle) = \frac{\sigma_{\gamma p}}{\int f_{\pi^+/p}(x_L, t) dx_L dt},$$

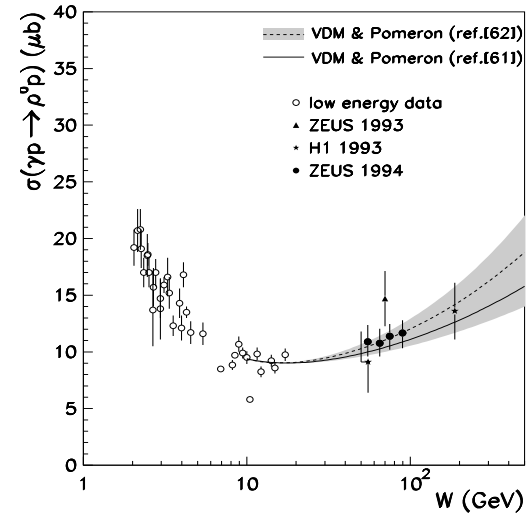
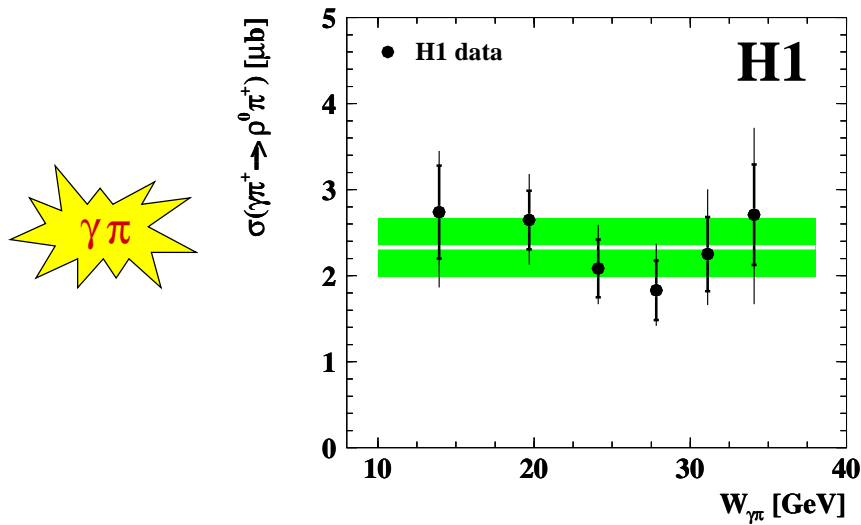
and for  $\langle W_{\gamma\pi} \rangle = 24$  GeV

$$\sigma_{\text{el}}(\gamma\pi^+ \rightarrow \rho^0\pi^+) = (2.33 \pm 0.34(\text{exp})_{-0.40}^{+0.47}(\text{model})) \mu\text{b}$$

# Constraining pion flux



# Estimate of absorption corrections

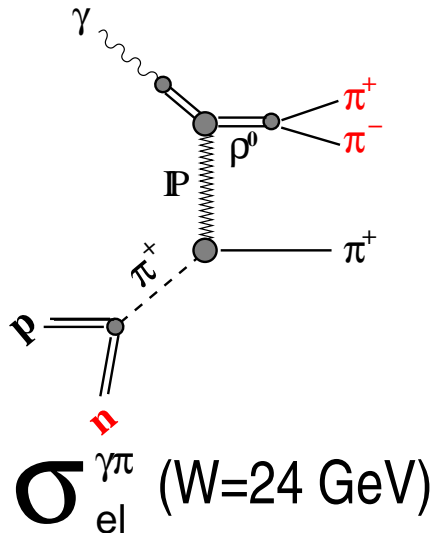


$$r_{\text{el}} = \frac{\sigma_{\gamma\pi \rightarrow \rho^0\pi}}{\sigma_{\gamma p \rightarrow \rho^0 p}} = \begin{cases} 0.25 \pm 0.06 & (\text{exp.extracted}) \\ 0.57 \pm 0.03 & (\text{theo.expected}) \end{cases} \quad \longrightarrow \quad K_{\text{abs}} = 0.44 \pm 0.11$$

Look into other processes. What do we see there?

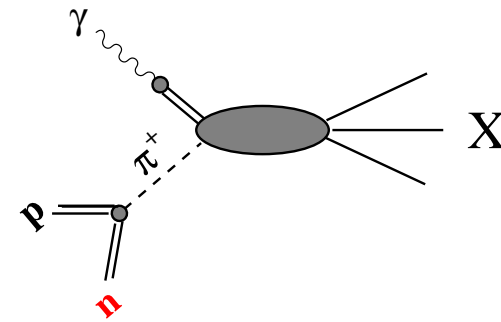
# Cross sections ratio

## H1 (2015)



$$\sigma_{el}^{\gamma\pi} (W=24 \text{ GeV})$$

## ZEUS (2002)



$$\sigma_{tot}^{\gamma\pi} (W=107 \text{ GeV})$$

$$\sigma_{el}^{\gamma\pi} / \sigma_{el}^{\gamma p} = 0.25 \pm 0.06$$

Exp.result

$$\sigma_{tot}^{\gamma\pi} / \sigma_{tot}^{\gamma p} = 0.32 \pm 0.03$$

OT+eikonal approach+data:  $r_{el} \simeq 0.57$

Theory

AQM:  $r_{tot} \simeq 2/3$

## Large absorption effects!

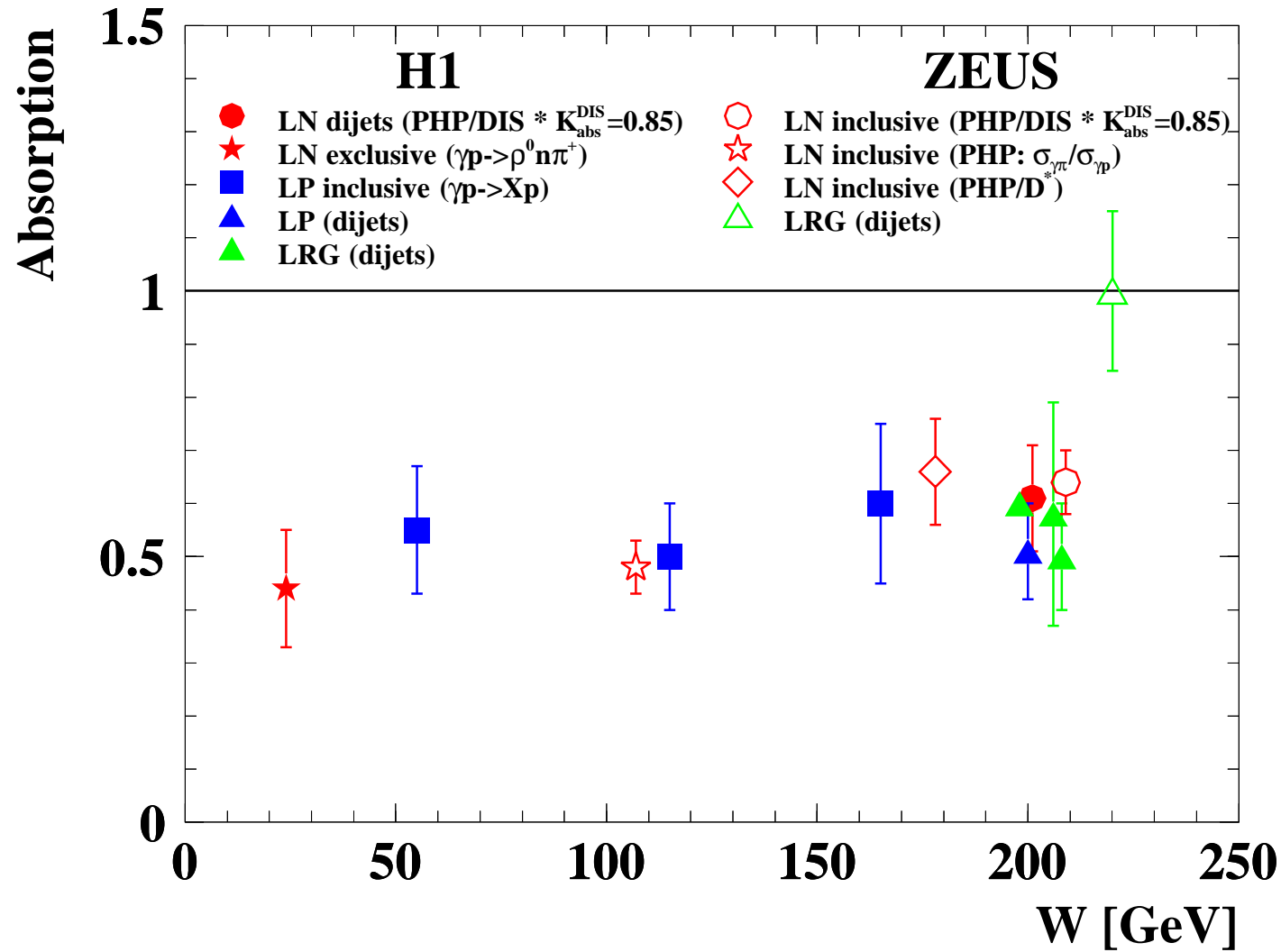
Optical Theorem:  $\frac{d\sigma_{el}}{dt} \Big|_{t=0} = b_{el}\sigma_{el} \propto \sigma_{tot}^2 \implies r_{el} = \left(\frac{b_{\gamma p}}{b_{\gamma\pi}}\right) \cdot (\sigma_{tot}^{\gamma\pi} / \sigma_{tot}^{\gamma p})^2$

Eikonal approach:  $b = \langle R^2 \rangle$ ;  $b_{12} = b_1 + b_2$

World data:  $(b_{pp} \simeq 11.7, b_{\pi+p} \simeq 9.6, b_{\gamma p} \simeq 9.75) \text{ GeV}^{-2}$

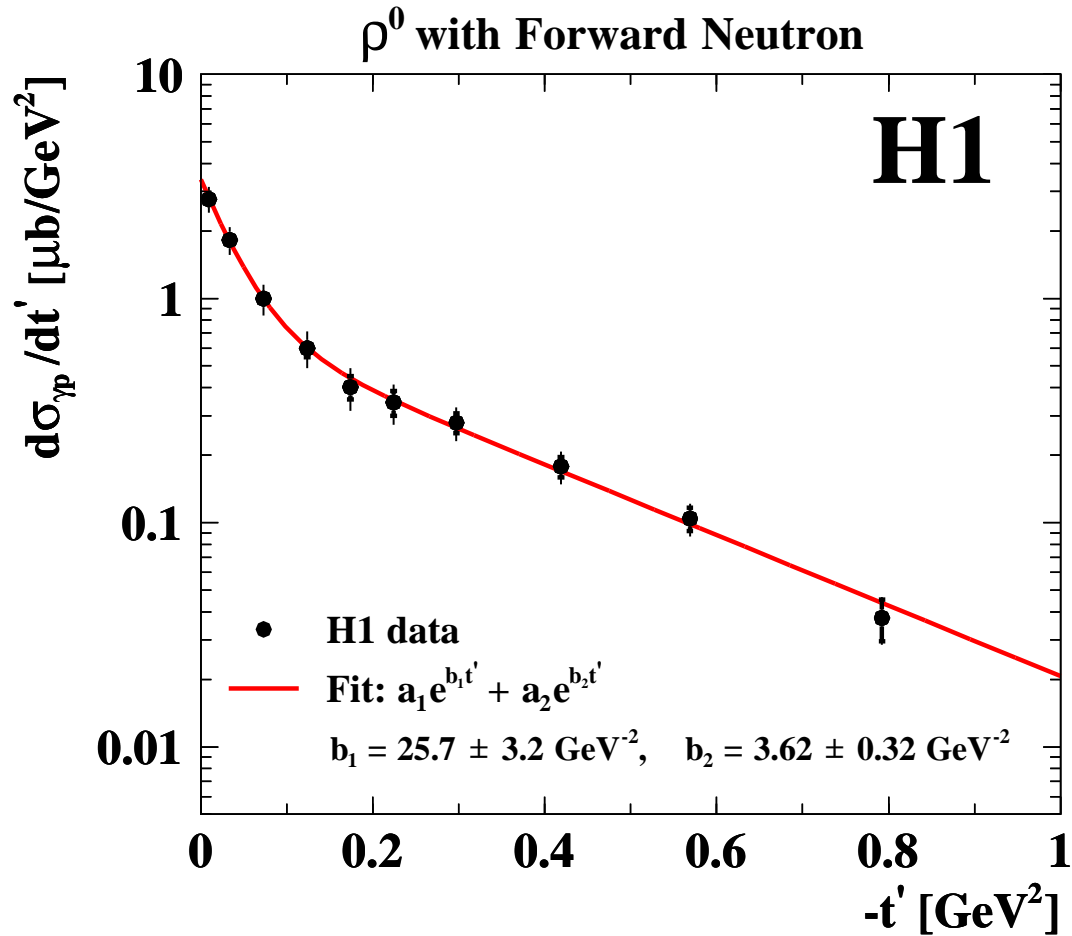


# Absorptive factors, $K_{abs}$ , in different PHP reactions

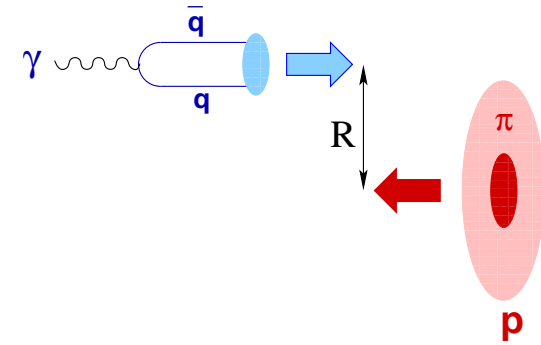
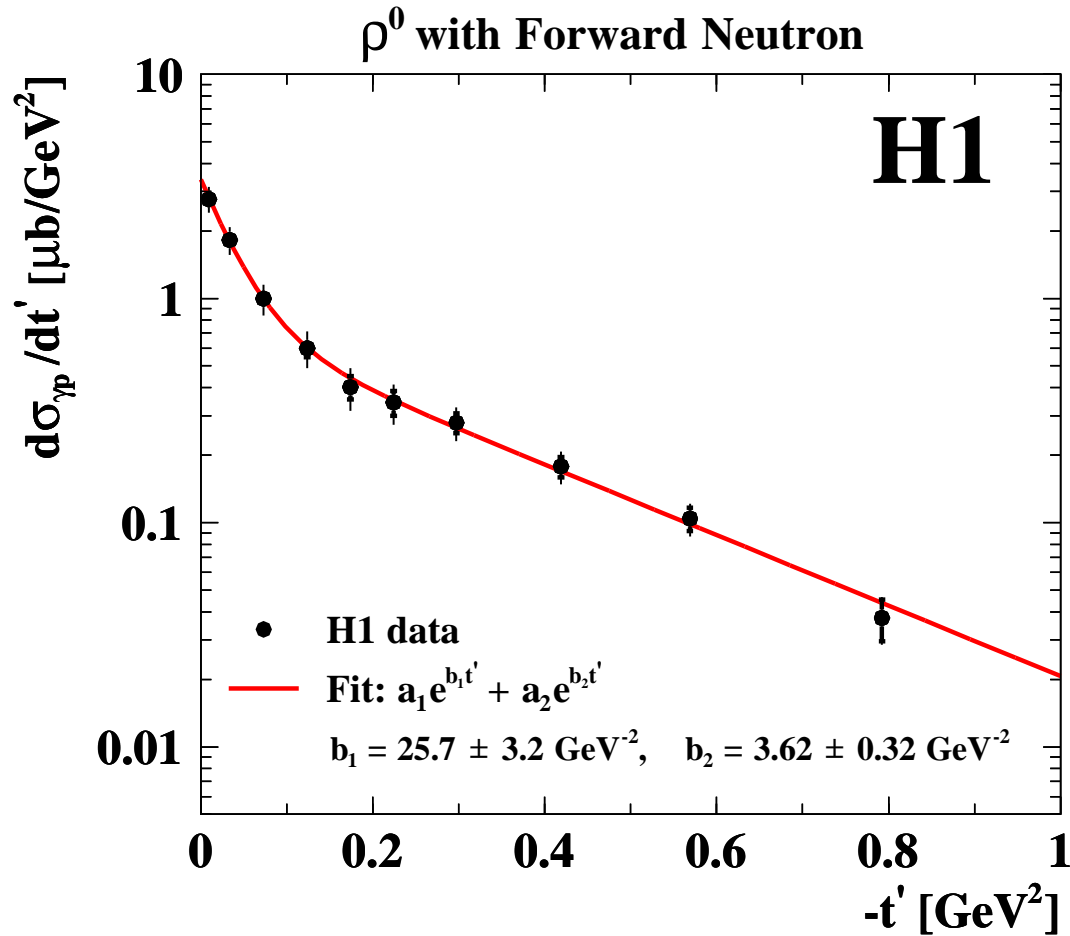


Unofficial private summary!

# Differential cross section in $p_t^2$

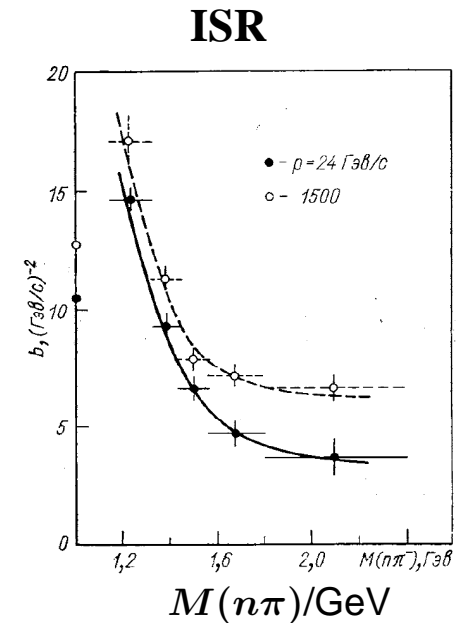
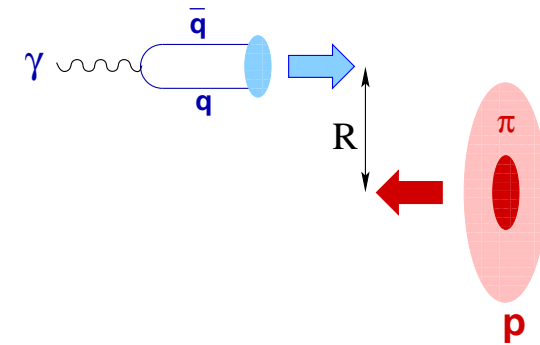
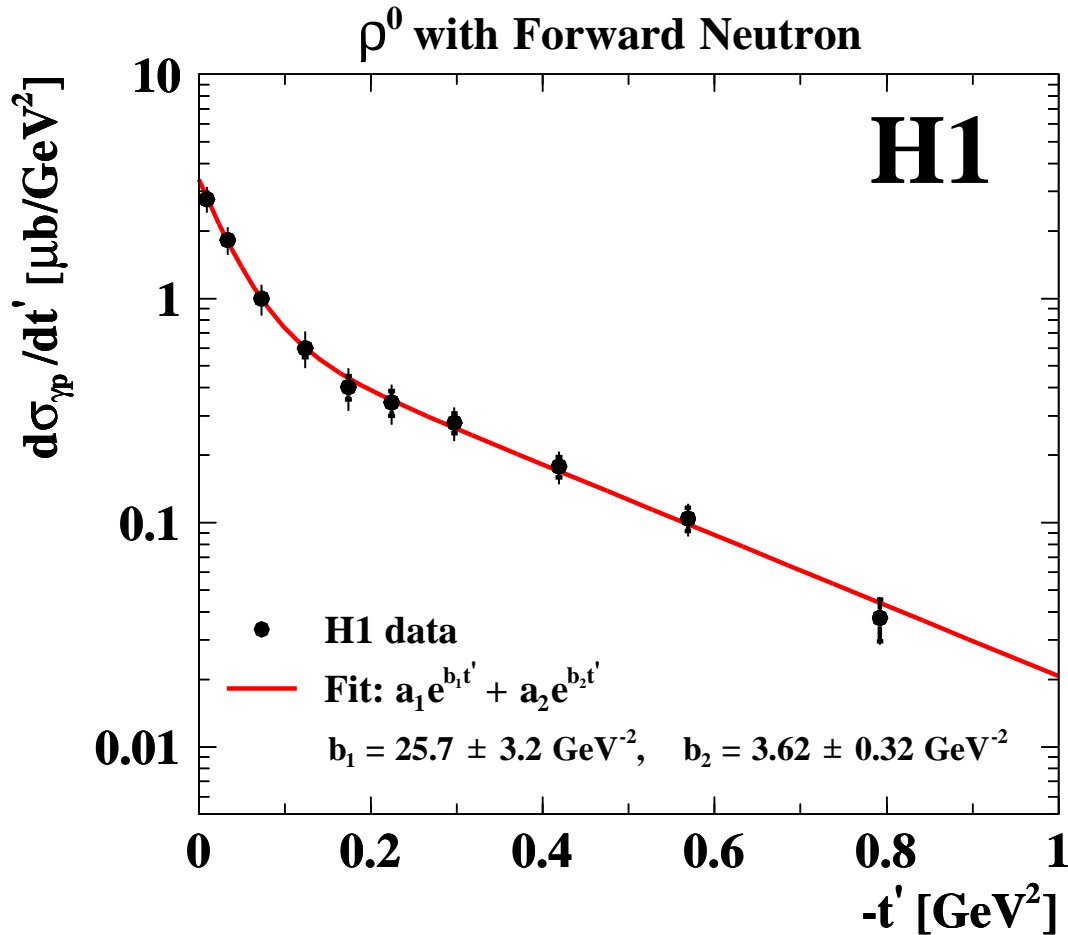


# Differential cross section in $p_t^2$



Geometric interpretation:  $\langle r^2 \rangle = 2b_1 \cdot (\hbar c)^2 \simeq 2 \text{ fm}^2 \Rightarrow (1.6R_p)^2 \Rightarrow$  ultra-peripheral process

# Differential cross section in $p_t^2$



Geometric interpretation:  $\langle r^2 \rangle = 2b_1 \cdot (\hbar c)^2 \simeq 2 \text{ fm}^2 \Rightarrow (1.6 R_p)^2 \Rightarrow$  ultra-peripheral process

DPP explanation: low mass  $\pi^+ n$  state  $\rightarrow$  large slope, high masses  $\rightarrow$  less steep slope

# Summary

---

- Photoproduction cross section for exclusive  $\rho^0$  production associated with leading neutron is measured for the first time at HERA.
- Differential cross sections for the reaction  $\gamma p \rightarrow \rho^0 n \pi^+$  exhibit features typical for exclusive double peripheral process.
- The elastic photon-pion cross section,  $\sigma(\gamma \pi^+ \rightarrow \rho^0 \pi^+)$ , is extracted in the OPE approximation.
- The estimated cross section ratio  $r_{\text{el}} = \sigma_{\text{el}}^{\gamma\pi} / \sigma_{\text{el}}^{\gamma p} = 0.25 \pm 0.06$ , suggests large absorption corrections, of  $\sim 60\%$ , suppressing the rate of the studied reaction  $\gamma p \rightarrow \rho^0 n \pi^+$ .

# **Backup Slides**

# Model calculation for $pn \rightarrow p(\pi^- n)$ at $\sqrt{s} = 14 \text{ GeV}$

V.A. Tsarev and N.P. Zotov, *Sov. J. Part. and Nuclei* (1978)

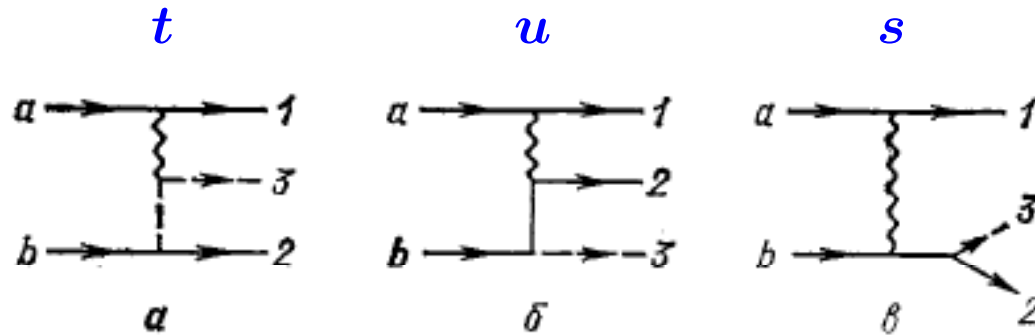


Рис. 17. Диаграммы ДХД для процесса  $b + a \rightarrow 2 + 3 + 1$ :  
 $a$  —  $t$  ( $\pi$ )-диаграмма;  $b$  —  $u$ -диаграмма;  $c$  —  $s$ -диаграмма

Если в амплитудах  $A_u$  и  $A_s$  пренебречь спиновыми факторами, то из (17) и (19) получим

$$A_u \approx (u - m^2)^{-1} \exp [(b_N/2)(u - m^2)];$$

$$A_s \approx -(m^2 - s_2)^{-1} \exp [(b_N/2)(m^2 - s_2)].$$

Поскольку из (13)

$$u - m^2 = m^2 - s_2 - (t_1 - \mu^2) + t,$$

то при малых  $t_1$  и  $t$   $A_u + A_s \approx 0$  [5—7, 30, 31]. При учете спина

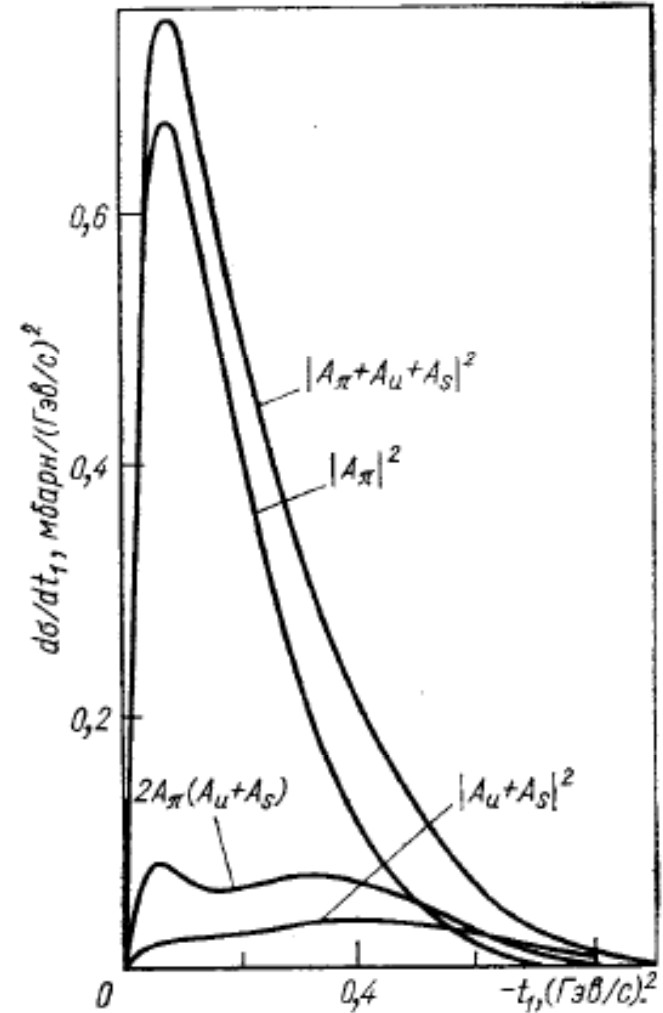


Рис. 21. Вклады  $\pi$ -,  $u$ - и  $s$ -диаграмм ДХД в  $d\sigma/dt_1$  [37]

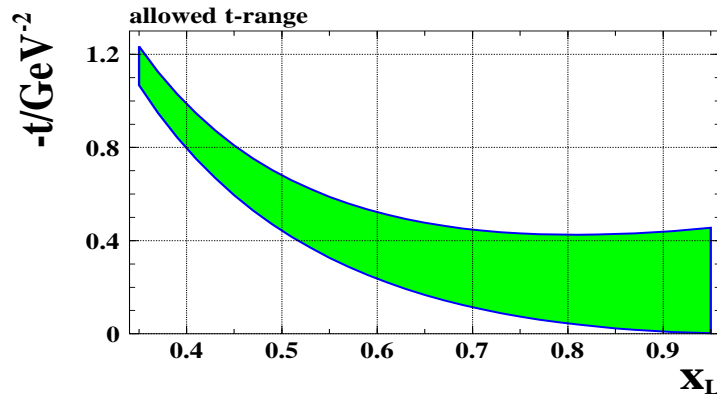
# OPE and pion fluxes

$$\frac{d^2\sigma_{\gamma p}(W^2, x_L, t)}{dx_L dt} = f_{\pi/p}(x_L, t)\sigma_{\gamma\pi}((1-x_L)W^2)$$

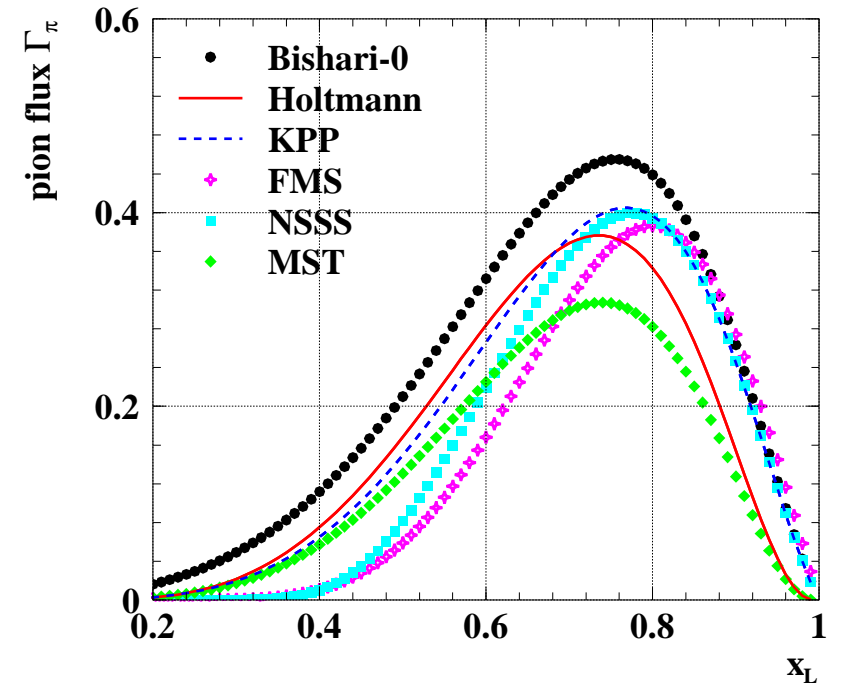
$$\frac{d\sigma_{\gamma p}}{dx_L} = \int_{t_0(x_L)}^{t_{\min}(x_L)} f_{\pi/p}(x_L, t) dt \cdot \sigma_{\gamma\pi}(W_{\gamma\pi})$$

$$\text{where } t = -\frac{p_{t,n}^2}{x_L} - \frac{(1-x_L)(m_n^2 - m_p^2 x_L)}{x_L}$$

$$\sigma_{\gamma\pi}(W_{\gamma\pi}) = \frac{1}{\Gamma_\pi(x_L)} \frac{d\sigma_{\gamma p}}{dx_L} \quad \text{and} \quad \overline{\sigma_{\gamma\pi}}(\langle W_{\gamma\pi} \rangle) = \frac{\sigma_{\gamma p}}{\int \Gamma_\pi}$$



Problem: too many different fluxes on the market



Typical examples:

$$f_{\pi^+/p}(x_L, t) = \frac{1}{2\pi} \frac{g_{p\pi N}^2}{4\pi} (1-x_L) \frac{-t}{(m_\pi^2 - t)^2} \exp\left[-R_{\pi n}^2 \frac{m_\pi^2 - t}{1-x_L}\right]$$

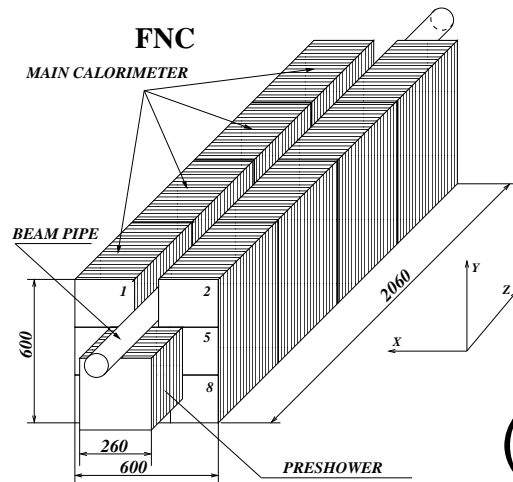
— H. Holtmann et al., *Nucl. Phys.* **A596** (1996) 631.

$$f_{\pi^+/p}(x_L, t) = \frac{1}{2\pi} \frac{g_{p\pi N}^2}{4\pi} (1-x_L)^{1-2\alpha'_\pi t} \frac{-t}{(m_\pi^2 - t)^2} \exp\left[-R_\pi^2 (m_\pi^2 - t)\right]$$

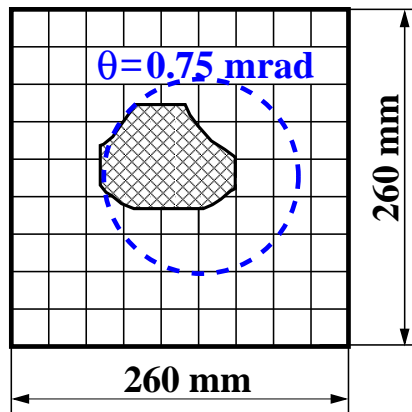
— B. Kopeliovich et al., *Z. Phys.* **C73** (1996) 125.



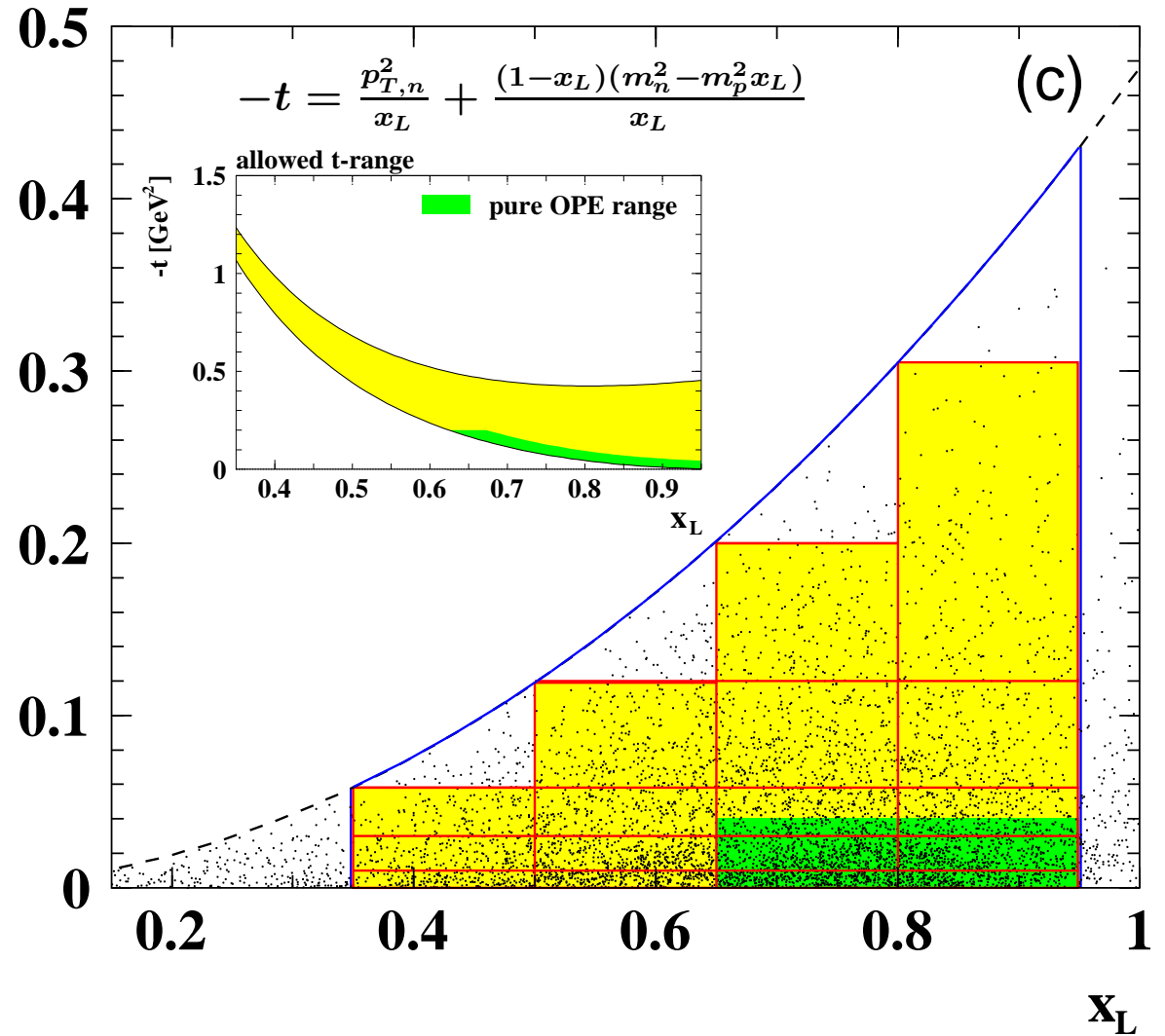
# FNC Acceptance sketch



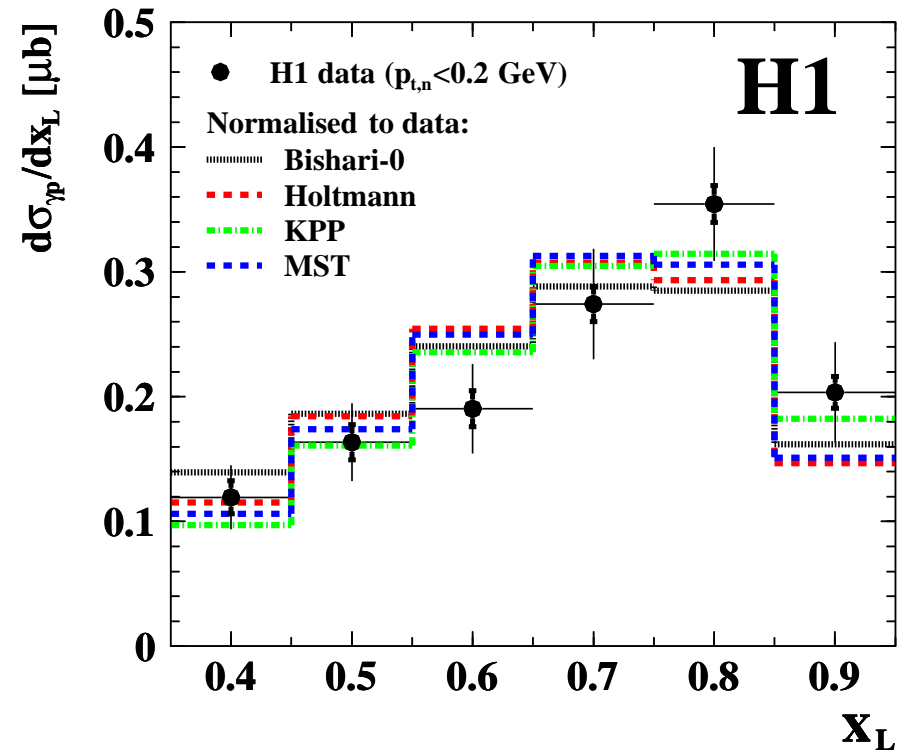
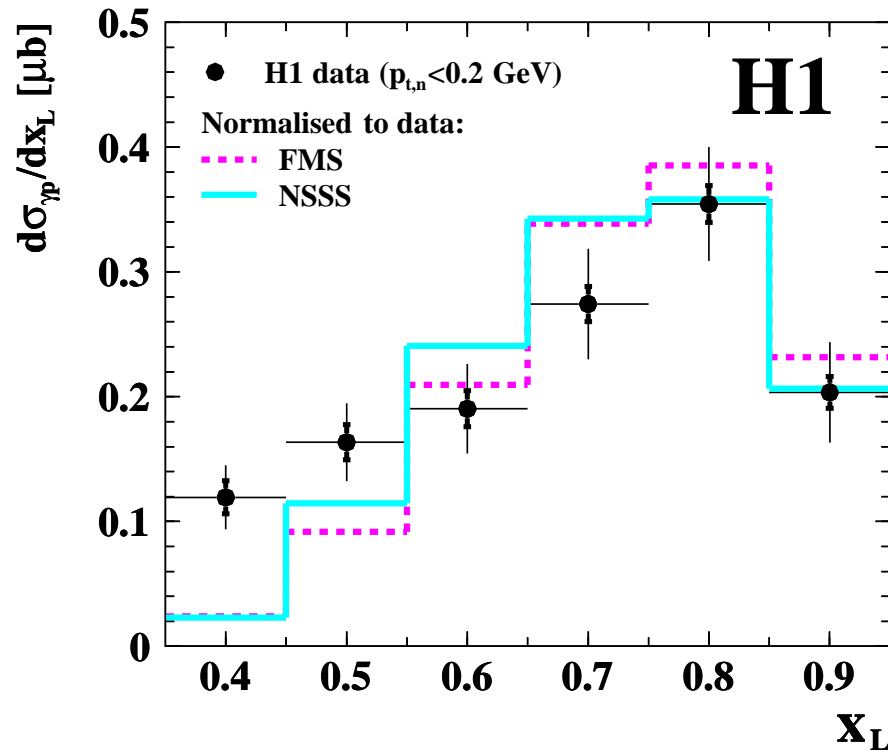
(a)



(b)

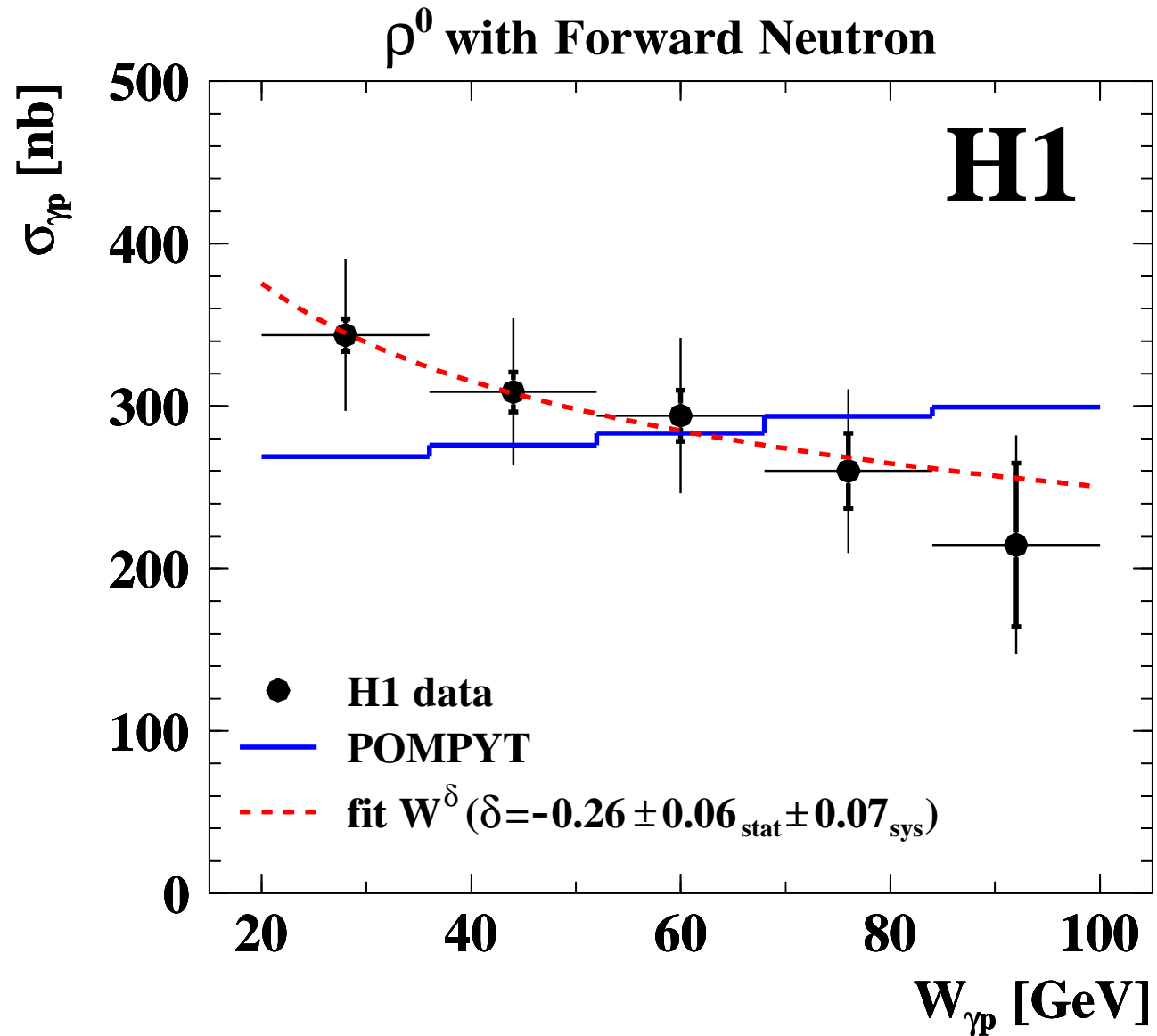
$$p_{T,n}^2 / \text{GeV}^2$$


# Differential cross section $d\sigma_{\gamma p}/dx_L$



For OPE safe range  $p_{T,n} < 0.2$  GeV

# Energy dependence of the cross section $\sigma_{\gamma p \rightarrow \rho^0 n \pi^+}$



## Estimating the value of $K_{abs}$

- Optical Theorem (plus exponential  $t$  dependence):

$$d\sigma_{el}/dt |_{t=0} = b_{el}\sigma_{el} \propto \sigma_{tot}^2; \Rightarrow \sigma_{el} \propto \sigma_{tot}^2/b_{el}$$

- Relations between elastic slopes ( $b \propto \langle R^2 \rangle$ ;  $b_{ij} = b_i + b_j$ ):

$$r_b \equiv \frac{b_{12}}{b_{13}} = \frac{b_1 + b_2}{b_1 + b_3} = \frac{b_1 + b_2}{(b_1 + b_2) + (b_2 + b_3) - 2b_2} = \frac{b_{12}}{b_{12} + b_{23} - b_{22}} = \frac{1}{1 - \frac{b_{22} - b_{23}}{b_{12}}}$$

- Data at  $\sqrt{s} \simeq 24$  GeV (for  $\gamma p \rightarrow \rho^0 p$  an interpolated value of  $b_{\gamma p}$  is given):

$$b_{pp} = (11.7 \pm 0.2) \text{ GeV}^{-2}; \quad b_{\pi^+ p} = (9.6 \pm 0.25) \text{ GeV}^{-2}; \quad b_{\gamma p} = (9.75 \pm 0.50) \text{ GeV}^{-2}$$

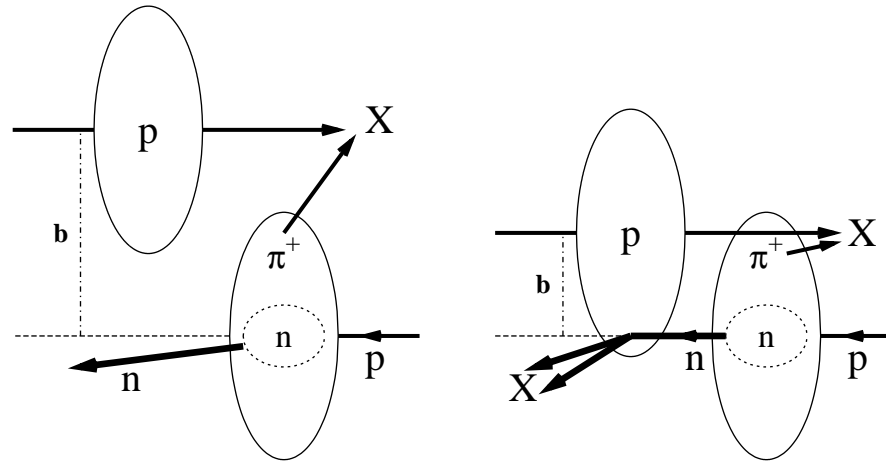
- Ratio  $r_{el}$  ( $1 = \gamma$ ,  $2 = p$ ,  $3 = \pi^+$ ):

$$r_{el} = \left( \frac{b_{\gamma p}}{b_{\gamma \pi}} \right) \cdot \left( \frac{\sigma_{tot}^{\gamma \pi}}{\sigma_{tot}^{\gamma p}} \right)^2 = \left( \frac{1}{1 - (2.1/9.75)} \right) \cdot \left( \frac{2}{3} \right)^2 = (0.57 \pm 0.03)$$

- Absorption factor:

$$K_{abs} = \frac{r_{el}(\text{measured})}{r_{el}(\text{estimated})} = \frac{0.25 \pm 0.06}{0.57 \pm 0.03} = \mathbf{0.44 \pm 0.11}$$

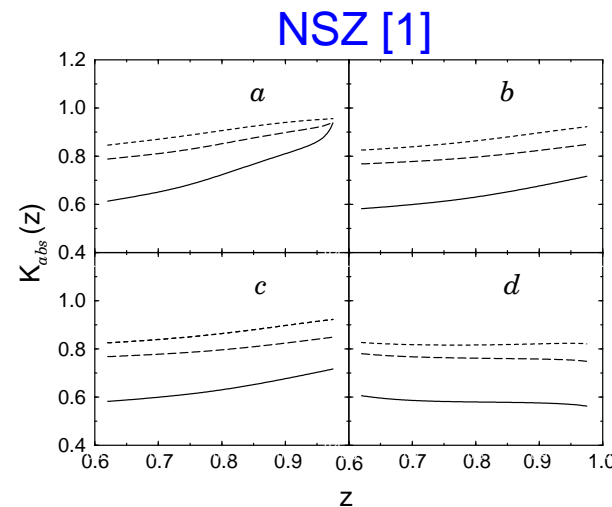
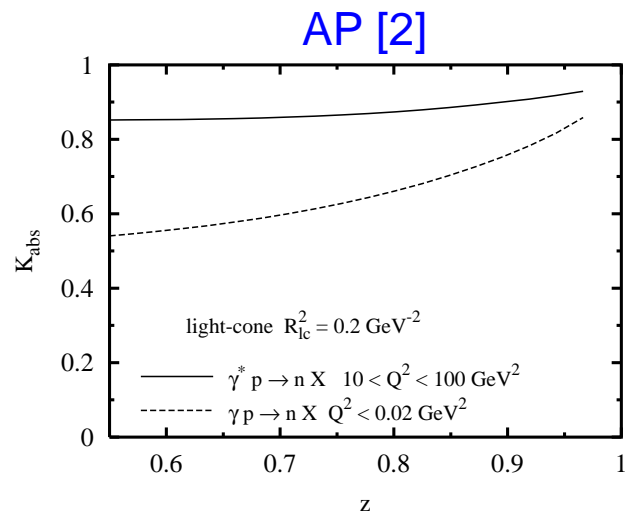
# Absorptive effects calculations [1,2] for $\gamma^* p \rightarrow n X$



## Collision at two different impact parameters in the Glauber picture

Left: peripheral collision, leaving the neutron as a spectator.

Right: more central collision, destroying the neutron through rescattering.



a)  $p_{T,n}^2 = 0.0 \text{ GeV}^2$

b)  $p_{T,n}^2 = 0.1 \text{ GeV}^2$

c)  $p_{T,n}^2 = 0.2 \text{ GeV}^2$

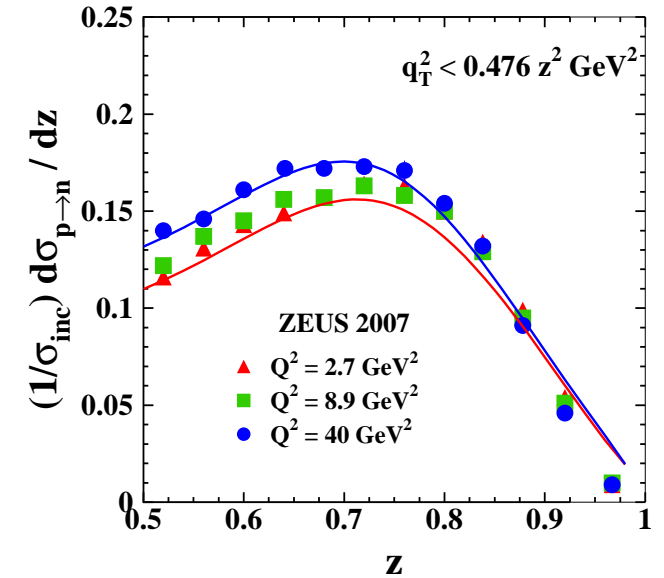
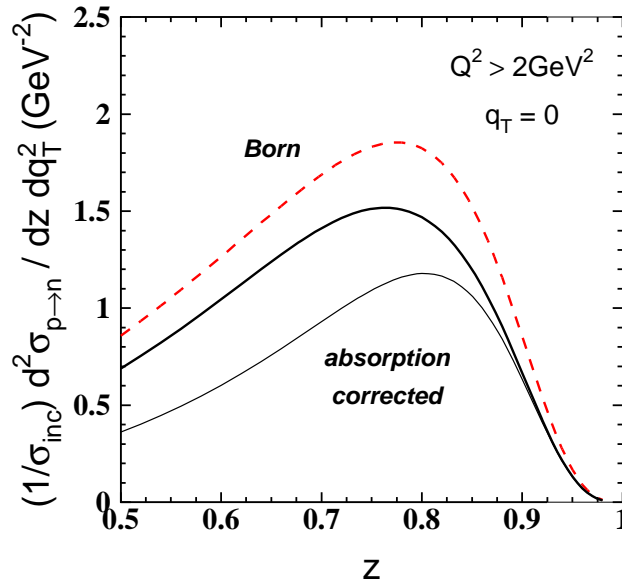
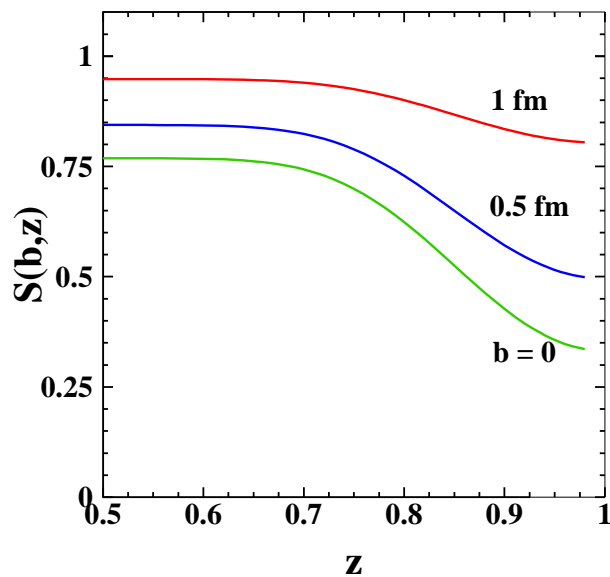
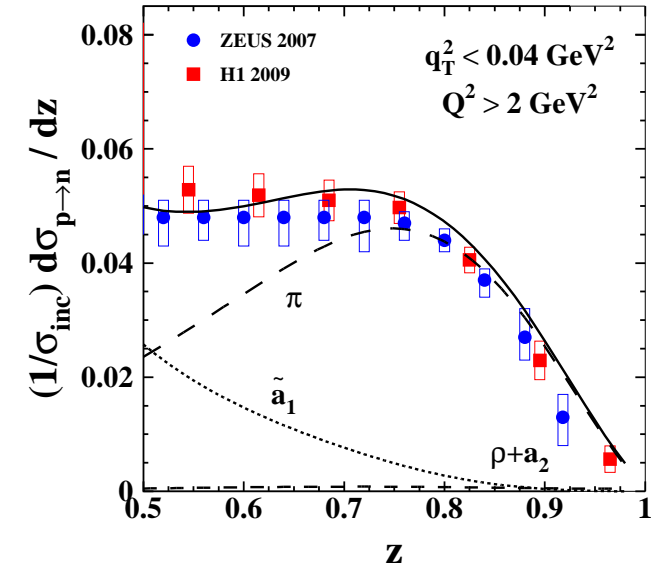
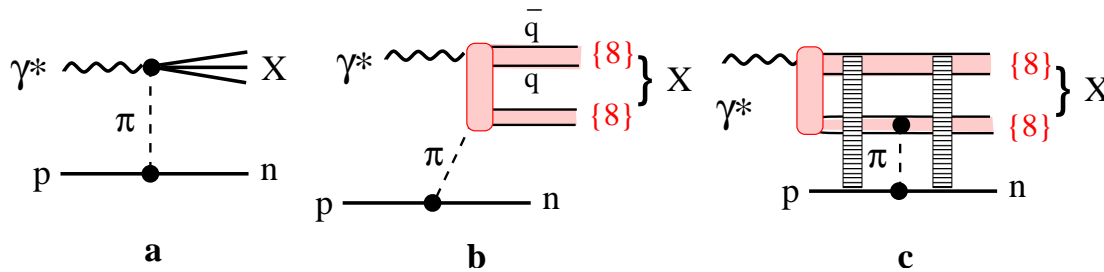
d)  $p_{T,n}^2 = 0.3 \text{ GeV}^2$

solid line:  $pp \rightarrow Xn$

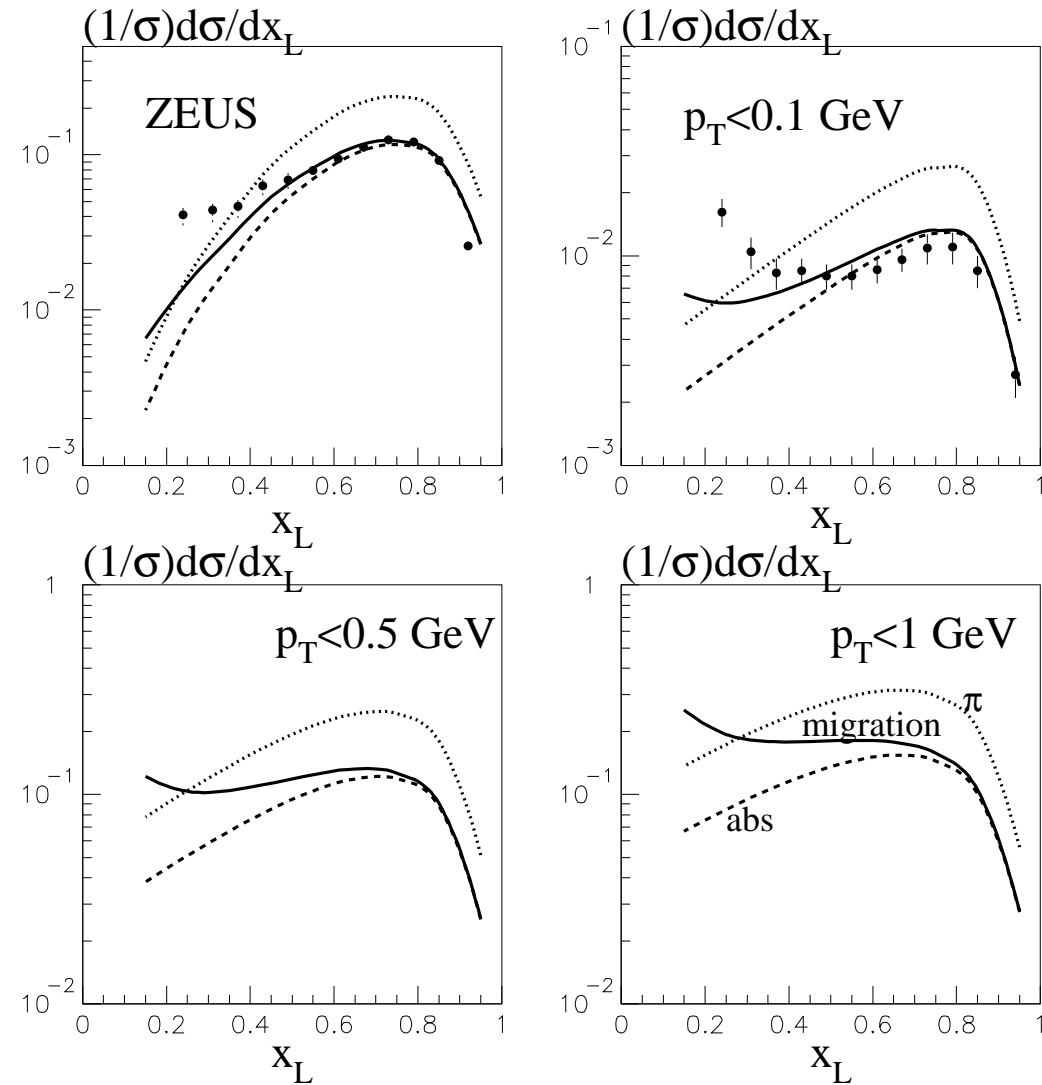
dashed lines:  $\gamma^* p \rightarrow Xn$

# Absorptive effects calculations for $\gamma^* p \rightarrow n X$

$$K_{abs}(DIS) = 0.70 \pm 0.05$$



# KKMR model vs ZEUS LN PHP data



The model is able to explain a factor of 2 in cross section reduction due to absorption and migration